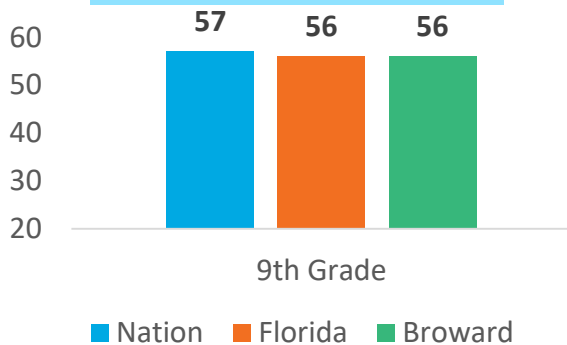


## PSAT 8/9

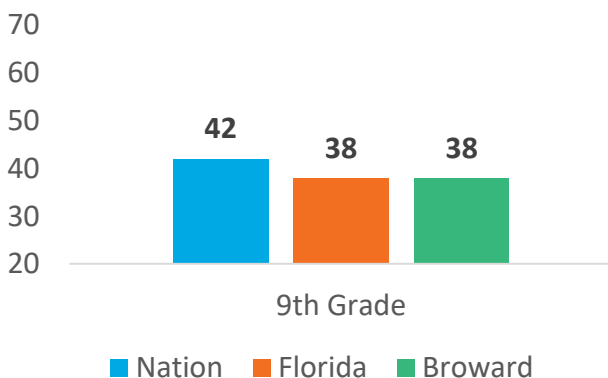
2018-2019 Participation  
9<sup>th</sup> Grade Students in Traditional Schools:

**90%**, ↑ from **86%**

**% Meeting College-Ready Benchmark Score in Evidence-Based Reading and Writing, 2018-2019**



**% Meeting College-Ready Benchmark Score in Math, 2018-2019**



## PSAT/NMSQT

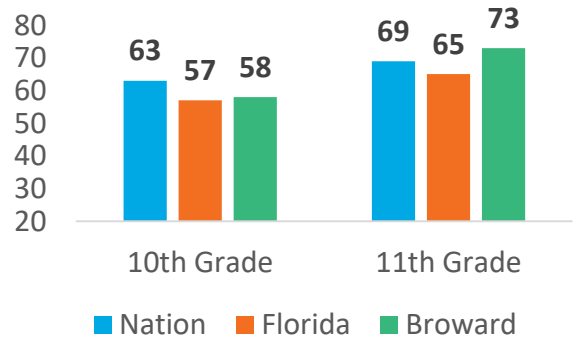
2018-2019 Participation

10<sup>th</sup> Grade Students: **87%**

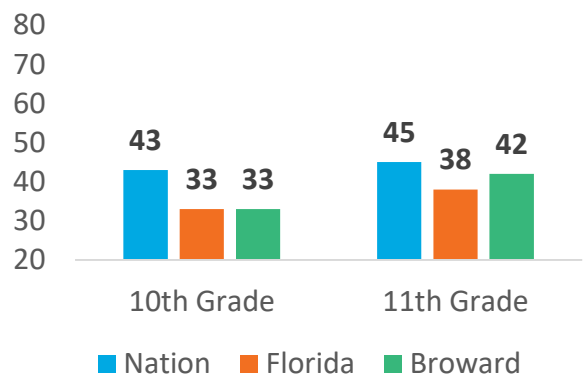
11<sup>th</sup> Grade Students: **34%**

**1,055** students who had not previously met the Algebra I graduation test requirement met concordance in 2018-2019 via the PSAT/NMSQT.

**% Meeting College-Ready Benchmark Score in Evidence-Based Reading and Writing, 2018-2019**



**% Meeting College-Ready Benchmark Score in Math, 2018-2019**



### Additional Resources

- Detailed school-by-school results: <https://www.browardschools.com/sar>
- Information on the PSAT: <http://www.collegeboard.org>
- District staff can view and interact with PSAT data here: <https://browardcountyschools.sharepoint.com/sites/Intranet/Academics/TSD/SAR/Pages/PSAT-Dashboard.aspx>