

# BCPS STUDENT (Grades 6-12) SURVEY 2022

---

run on 09/26/2022



surveys



Custom Survey

1 survey(s) 596 response(s)

## Report Filters

**School:**  
N/A

**Race:**  
N/A

**Grade:**  
N/A

**Gender:**  
N/A

**Ethnicity:**  
N/A

**Tag:**  
N/A

## BCPS STUDENT (Grades 6-12) SURVEY 2022

### Demographics

Number of Responses | Percentages of Total Responses

#### 1. Gender

Male	291	49%
Female	273	46%
Other	7	3%
Prefer not to answer	0	2%

591 respondents

#### 2. Race

American Indian or Alaska Native	1	1%
Asian	30	5%
Black or African American	281	49%
Native Hawaiian or Other Pacific Islander	0	0%

White 144 25%

Multiracial 45 8%

Other 65 11%

570 respondents

3. Ethnicity

Hispanic 199 39%

Non-Hispanic or Latino 310 61%

509 respondents

4. Grade

Grade 7 0%

Grade 8 1%

Grade 9 205 34%

Grade 10 120 20%

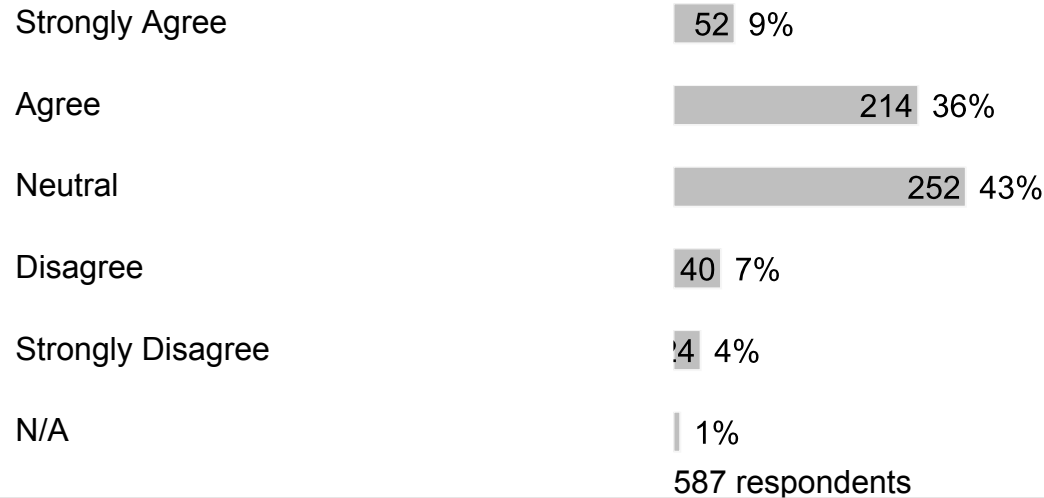
Grade 11 128 21%

Grade 12 139 23%

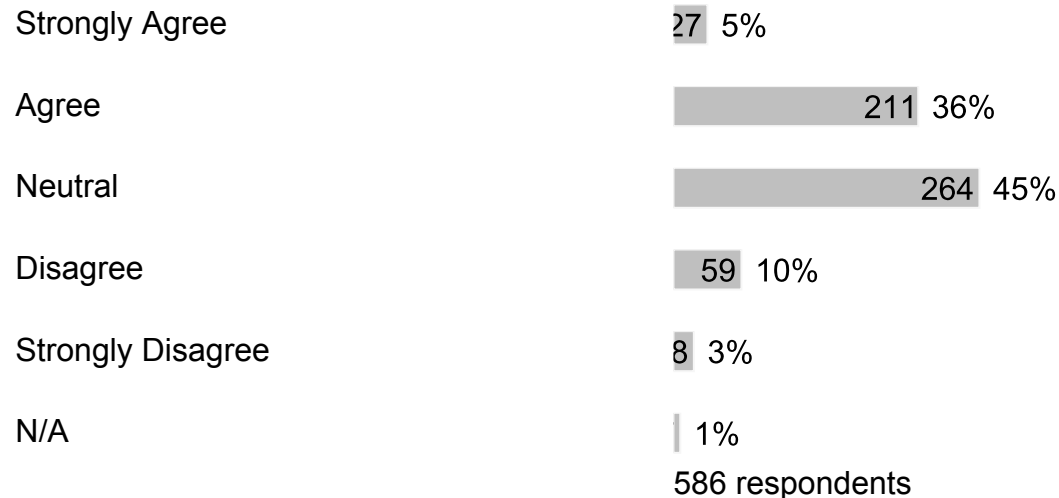
596 respondents

## C. High Quality Instruction

### 1. In my school, a high-quality education is offered.

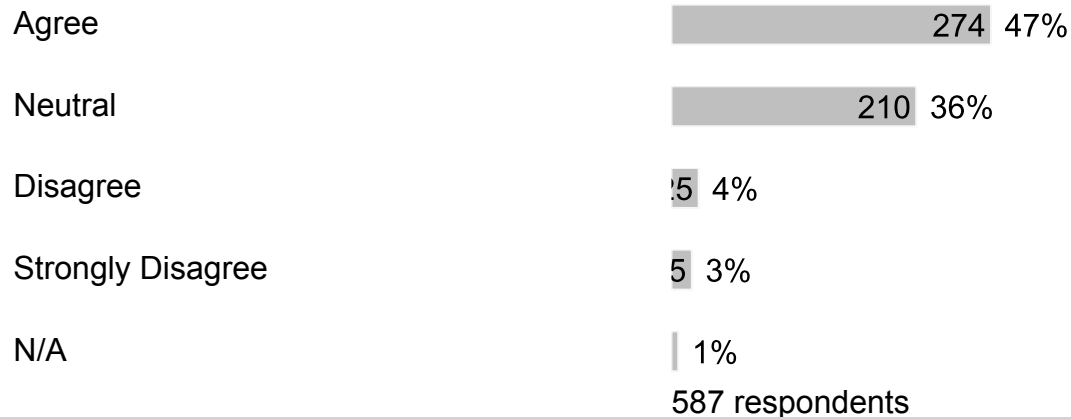


### 2. My school regularly assesses my understanding of what was taught.

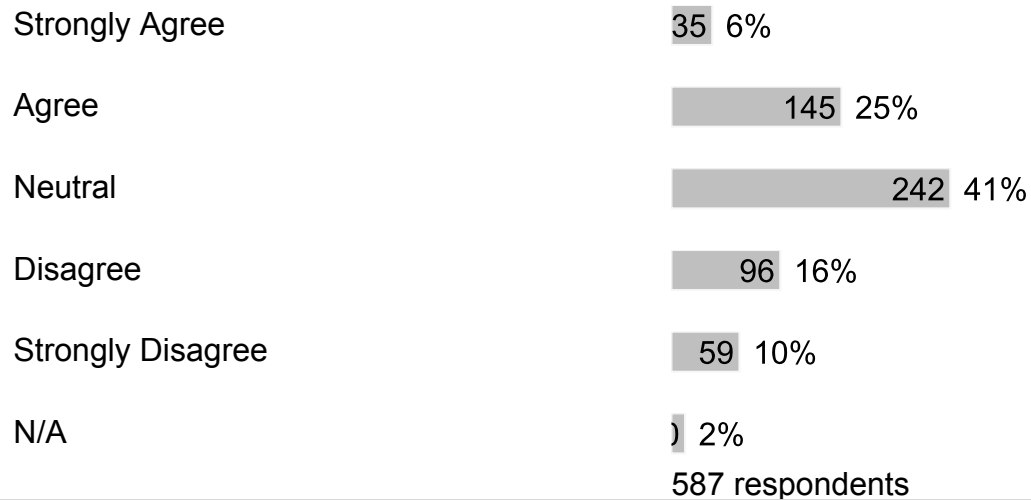


### 3. My school provides me with challenging curriculum and learning experiences.






**4. My school motivates me to learn new things.**



**5. My teachers use tests, projects, presentations, and portfolios to check my understanding of what was taught.**



Strongly Disagree 7 3%

N/A 1 2%

586 respondents

**6. I feel academically prepared for the next level of study.**

Strongly Agree 33 6%

Agree 182 31%

Neutral 277 47%

Disagree 50 9%

Strongly Disagree 36 6%

N/A 1 2%

587 respondents

**7. Lessons and materials in our school prepare us to be effective users of media and technology.**

Strongly Agree 44 8%

Agree 207 35%

Neutral 237 40%

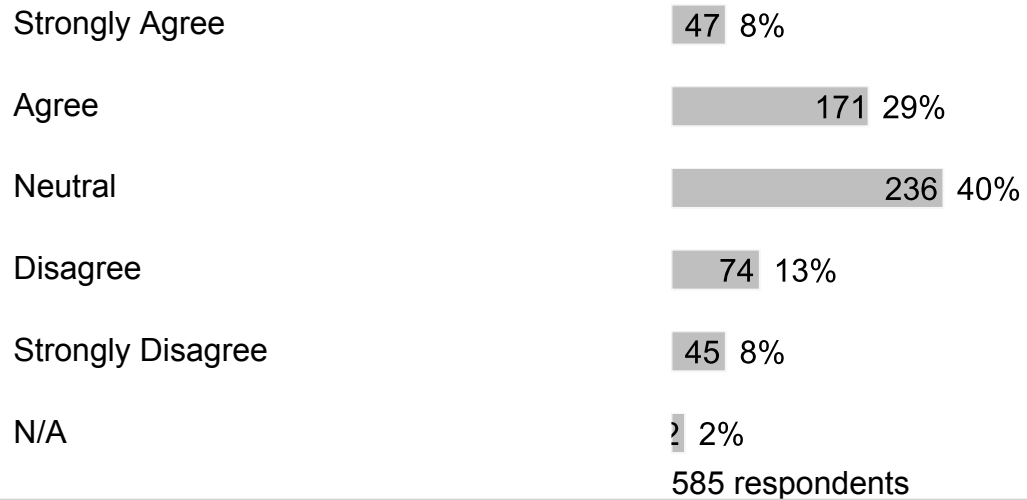
Disagree 56 10%

Strongly Disagree 31 5%

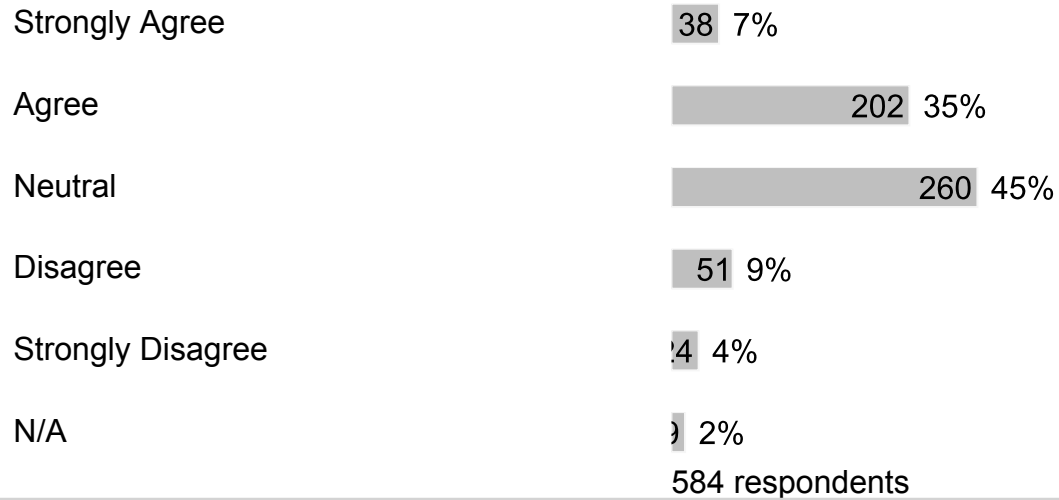
N/A 1 2%

586 respondents

**8. In class, students spend considerable amounts of time actively engaged in learning (such as solving problems, discussing ideas, creating their own work, reading, writing, speaking, and researching).**



**9. My teachers effectively engage students in the classroom.**



**10. There are few distractions during class.**





Disagree 85 14%

Strongly Disagree 65 11%

N/A 5 3%

587 respondents

**11. Students are encouraged to think creatively.**

Strongly Agree 38 6%

Agree 192 33%

Neutral 250 43%

Disagree 54 9%

Strongly Disagree 42 7%

N/A 1 2%

586 respondents

**12. Students are encouraged to work in groups regularly.**

Strongly Agree 29 5%

Agree 153 26%

Neutral 263 45%

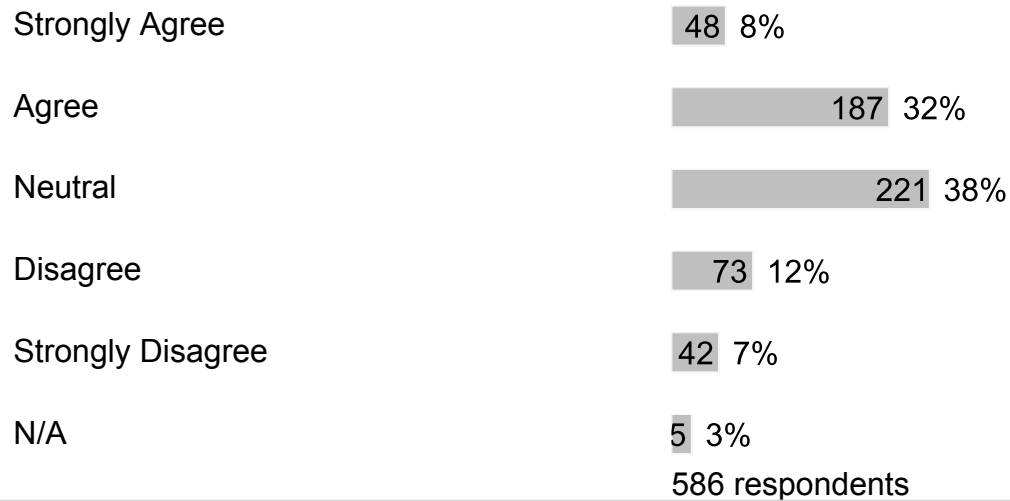
Disagree 93 16%

Strongly Disagree 35 6%

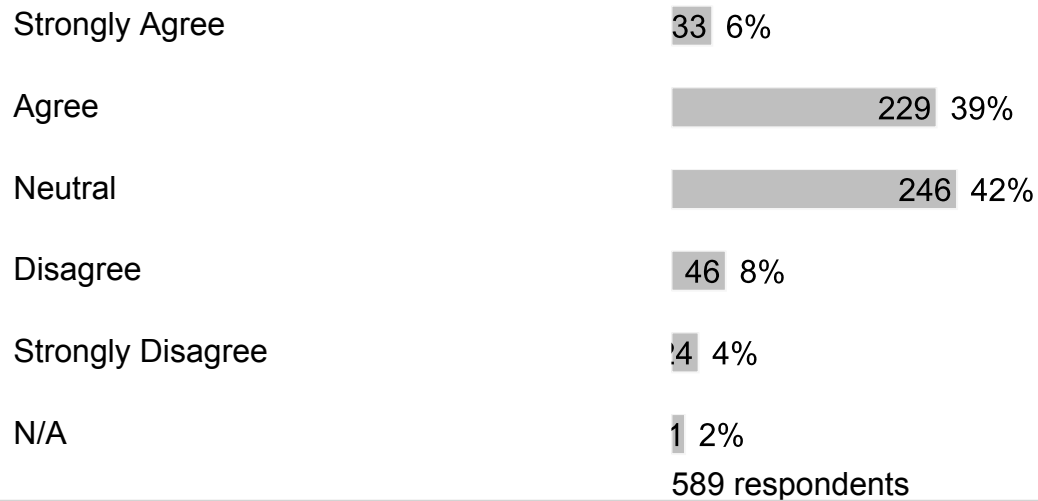
N/A 6 3%

589 respondents

**13. Teachers are generally fair when it comes to grading student work.**



**14. Teachers regularly assess my understanding of what was taught.**



**15. Our school provides programs and services that help students successfully complete the school program (for example, guidance and resource programs).**



Neutral	196	34%
Disagree	27	5%
Strongly Disagree	5	4%
N/A	0	3%
583 respondents		

**16. I give class presentations or share my work with classmates.**

Strongly Agree	31	5%
Agree	174	30%
Neutral	225	39%
Disagree	85	15%
Strongly Disagree	49	8%
N/A	0	3%
584 respondents		

**17. I work on assignments that extend beyond one class period.**

Strongly Agree	98	17%
Agree	227	39%
Neutral	207	35%
Disagree	4	4%
Strongly Disagree	6	3%

N/A 2%

584 respondents

**18.** I complete meaningful homework to review what I learned in class and/or prepare for the next day's lesson.

Strongly Agree 38 7%

Agree 211 36%

Neutral 243 42%

Disagree 47 8%

Strongly Disagree 30 5%

N/A 2%

582 respondents

**19.** I use digital tools, such as computers, tablets, or the Internet, to complete assignments.

Strongly Agree 131 23%

Agree 277 48%

Neutral 137 24%

Disagree 5 3%


Strongly Disagree 2 2%

N/A 2%

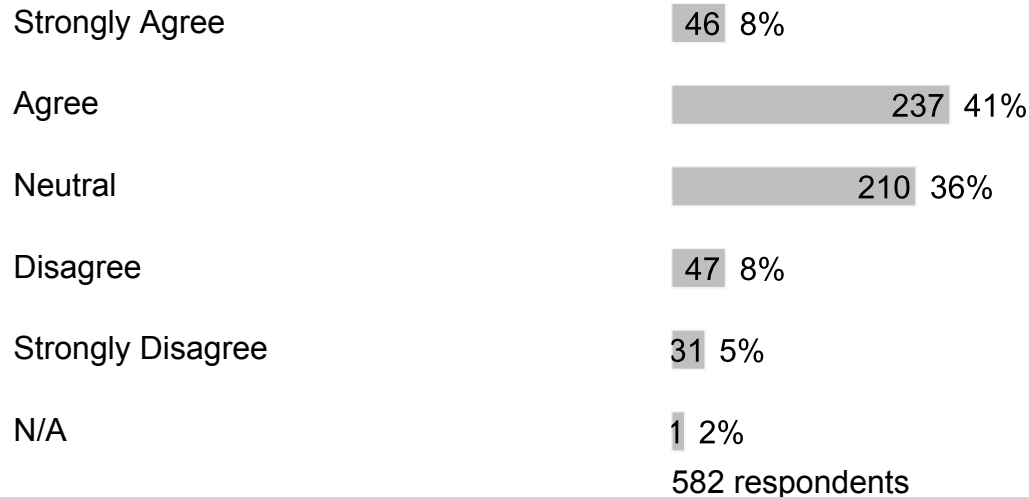
581 respondents

**20.** I receive feedback about my work that helps me better understand what I'm learning.


Strongly Agree 43 7%



**21. I am provided opportunities to correct or improve my work.**



**22. I have the materials, supplies and technology I need to be successful in school.**



Strongly Disagree

7 3%

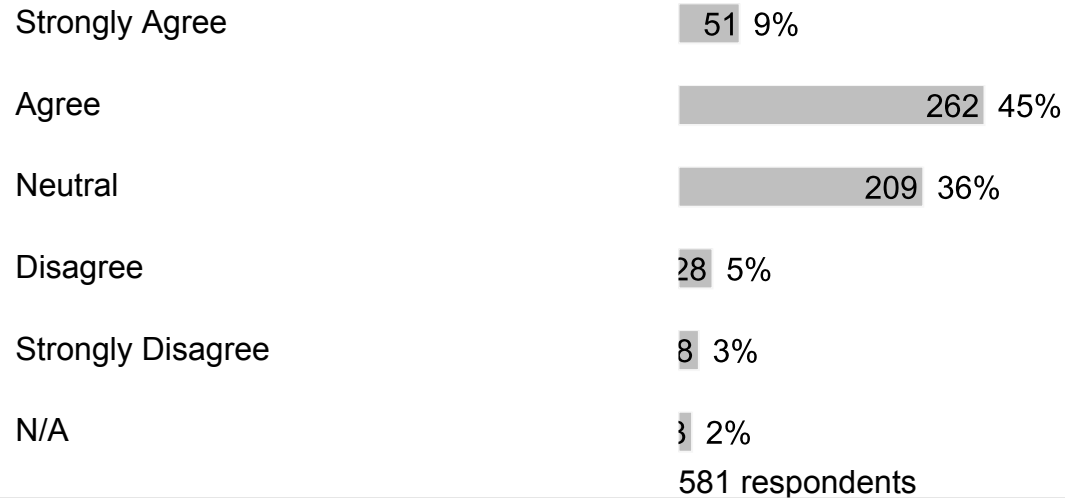
N/A

1 2%

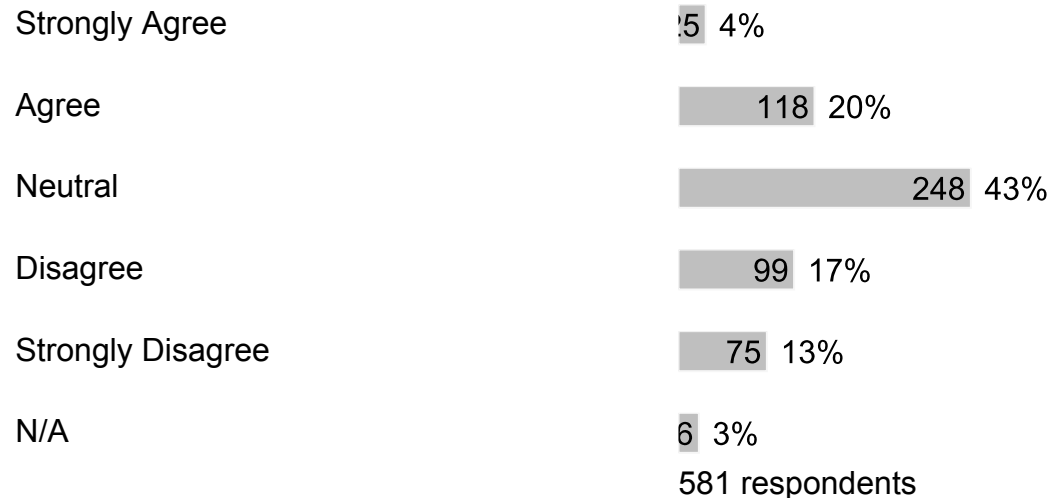
584 respondents

## D. Safe & Supportive Environment

### 1. In my school, programs and services are available to help me succeed.

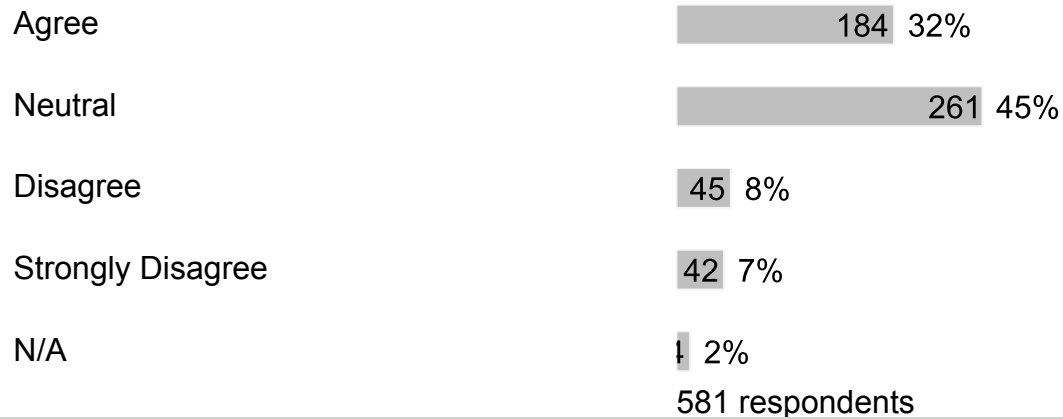


### 2. In my school, students are treated with respect.

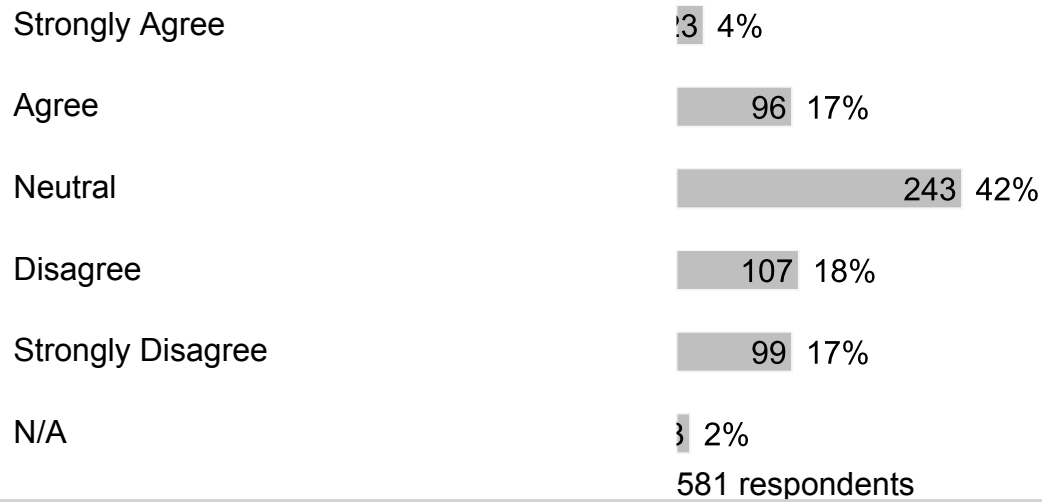


### 3. At my school, I am valued, respected, and shown compassion.





**4. In my school, students treat adults with respect.**



**5. In my school, teachers work together to improve student learning.**





Strongly Disagree 33 6%

N/A 6 4%

579 respondents

6. In my school, rules are applied equally to students.

Strongly Agree 44 8%

Agree 161 28%

Neutral 221 38%

Disagree 81 14%

Strongly Disagree 64 11%

N/A 9 2%

581 respondents

7. My school provides me the support that I need.

Strongly Agree 27 5%

Agree 183 31%

Neutral 260 45%

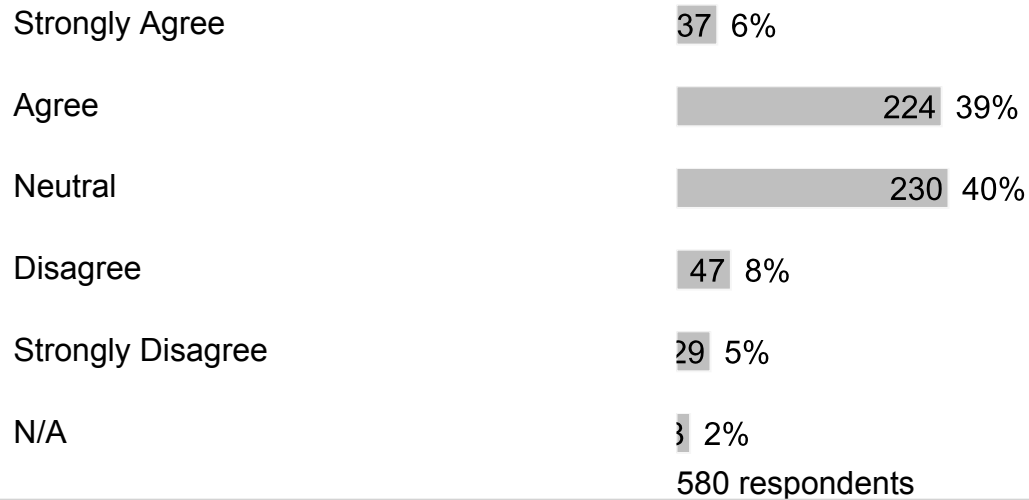
Disagree 61 10%

Strongly Disagree 37 6%

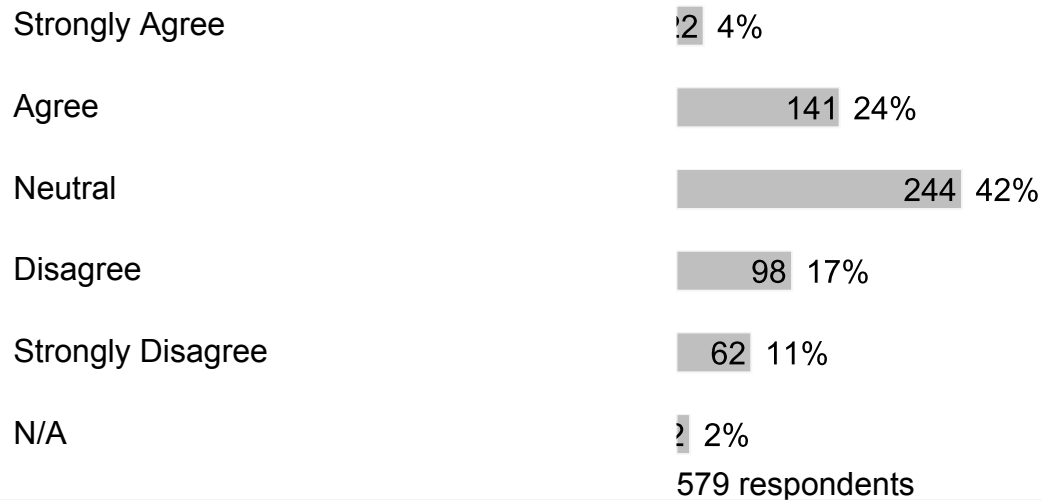
N/A 3 2%

581 respondents

8. My teachers use a variety of teaching methods to help me develop the skills I will need to succeed.



**9. My teachers change their teaching to meet my learning needs.**



**10. I am known personally by at least one adult at school.**



Disagree	73	13%
Strongly Disagree	57	10%
N/A	8	3%

579 respondents

**11. In my school, I have access to counseling, career planning and other programs to help me in school.**

Strongly Agree	55	10%
Agree	241	42%
Neutral	220	38%
Disagree	22	4%
Strongly Disagree	9	3%
N/A	9	3%

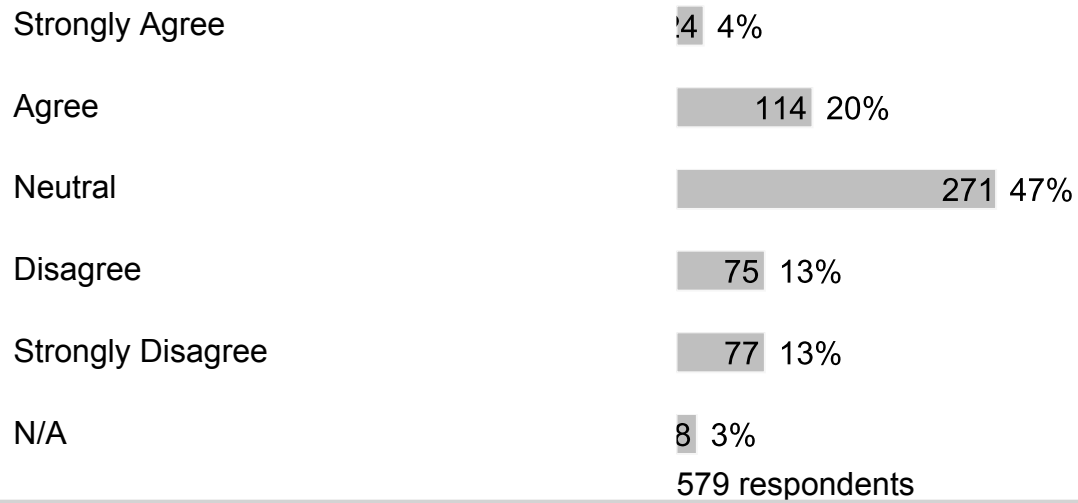
576 respondents

**12. If I have a problem, I know who I can go to for help.**

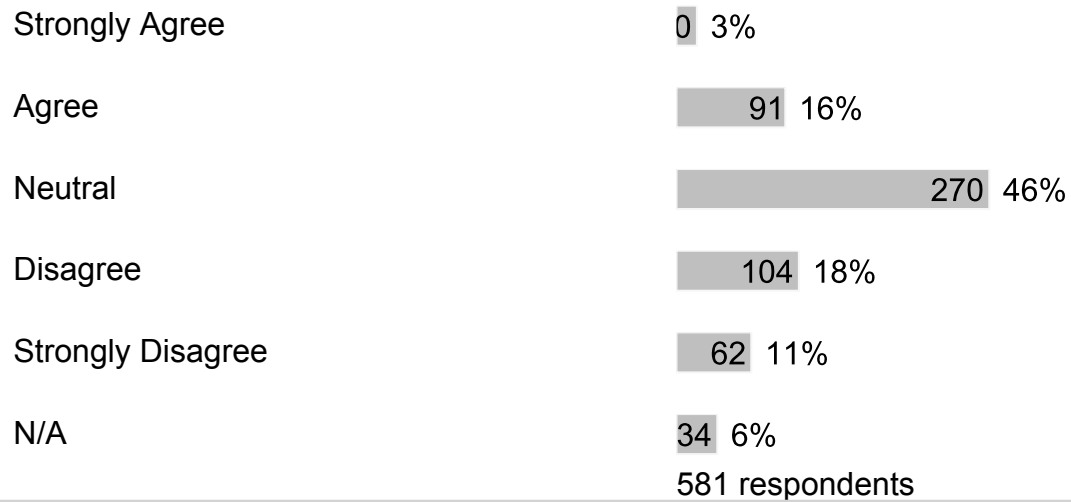
Strongly Agree	62	11%
Agree	199	34%
Neutral	193	33%
Disagree	60	10%
Strongly Disagree	53	9%
N/A	3	2%

580 respondents

**13. I feel safe at my school.**



**14. Students feel safe at our school.**



**15. My school is clean and well-maintained.**



Neutral	191	33%
Disagree	133	23%
Strongly Disagree	149	26%
N/A	5	3%
581 respondents		

**16. I participate on a school-sponsored athletic team.**

Strongly Agree	54	9%
Agree	87	15%
Neutral	135	23%
Disagree	135	23%
Strongly Disagree	101	17%
N/A	69	12%
581 respondents		

**17. I participate in at least one school-sponsored extra-curricular activity such as mentoring, clubs, band, performing arts, etc.**

Strongly Agree	94	16%
Agree	142	24%
Neutral	149	26%
Disagree	95	16%
Strongly Disagree	59	10%

N/A 42 7%  
581 respondents

**18. I participate in class discussions and activities.**


Strongly Agree 68 12%  
Agree 218 38%  
Neutral 215 37%  
Disagree 46 8%  
Strongly Disagree 12 4%  
N/A 2 2%  
581 respondents

**19. I would recommend my school to my friends.**

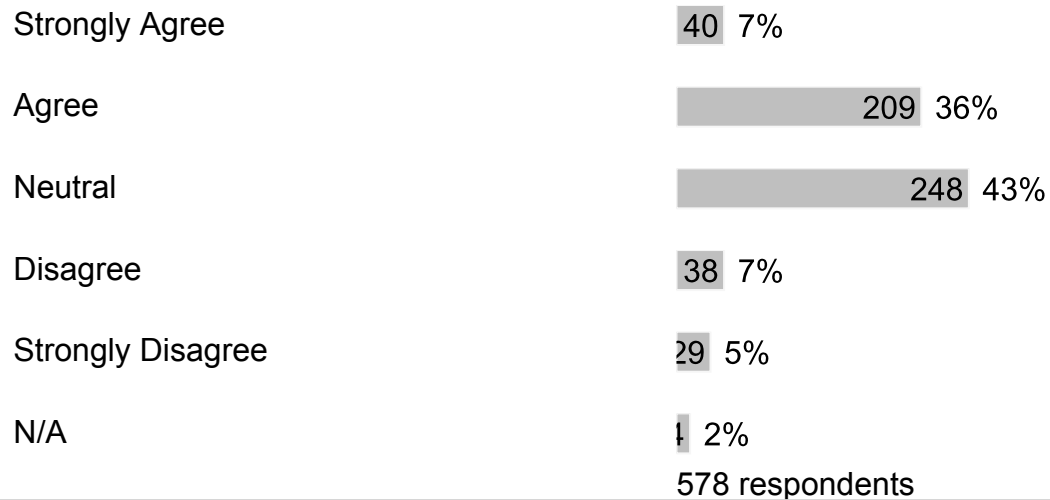
Strongly Agree 30 5%  
Agree 116 20%  
Neutral 232 40%  
Disagree 91 16%  
Strongly Disagree 92 16%  
N/A 0 3%  
581 respondents

**20. In my school, teachers have high expectations of me.**

Strongly Agree 62 11%



**21. My school prepares me for success in the next school year.**



**22. Our school provides programs and services that help students successfully complete the school program (for example, guidance and resource programs).**



Strongly Disagree 0 3%

N/A 8 3%

578 respondents

**23. Our school provides college and career guidance information.**

Strongly Agree 61 11%

Agree 255 44%

Neutral 207 36%

Disagree 8 3%

Strongly Disagree 8 3%

N/A 9 3%

578 respondents

**24. Enrichment programs are provided for students to develop their gifts and talents and enhance their creative, artistic, social/emotional, and physical potential.**

Strongly Agree 43 7%

Agree 217 38%

Neutral 240 42%

Disagree 27 5%

Strongly Disagree 21 4%

N/A 28 5%

576 respondents

**25. I can get extra help from my teachers when I need it.**



Strongly Agree	46	8%
Agree	232	40%
Neutral	215	37%
Disagree	45	8%
Strongly Disagree	2	4%
N/A	6	3%
576 respondents		

**26. At my school, students are generally safe from bullying.**

Strongly Agree	21	4%
Agree	114	20%
Neutral	230	40%
Disagree	103	18%
Strongly Disagree	82	14%
N/A	28	5%
578 respondents		

**27. At my school, technology is used to enhance teaching and learning.**

Strongly Agree	56	10%
Agree	262	45%
Neutral	206	36%

Disagree 4 4%

Strongly Disagree 5 3%

N/A 5 3%

578 respondents

**28. I set academic goals for myself.**

Strongly Agree 84 15%

Agree 235 41%

Neutral 195 34%

Disagree 34 6%

Strongly Disagree 9 3%

N/A 2 2%

579 respondents

**29. At my school, I can explore college and/or career opportunities.**

Strongly Agree 56 10%

Agree 236 41%

Neutral 209 36%

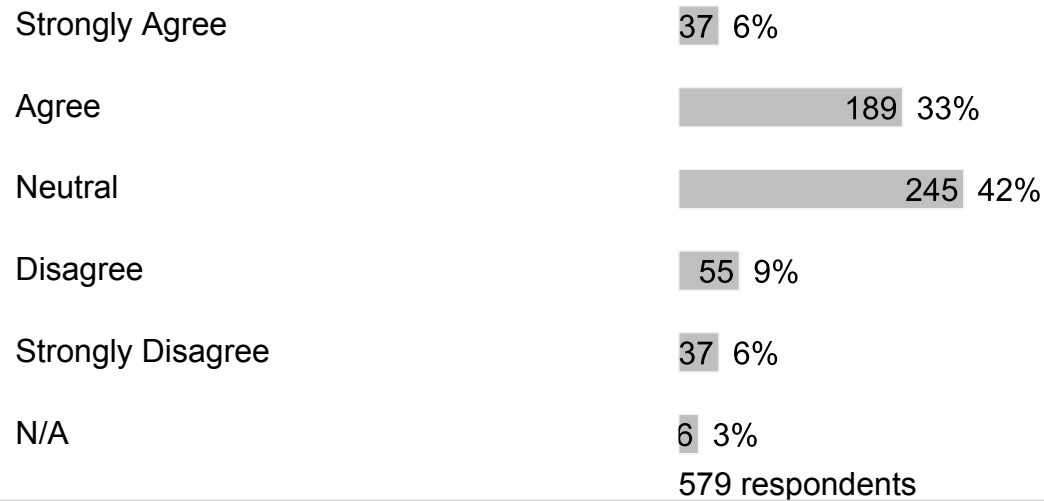
Disagree 32 6%

Strongly Disagree 9 3%

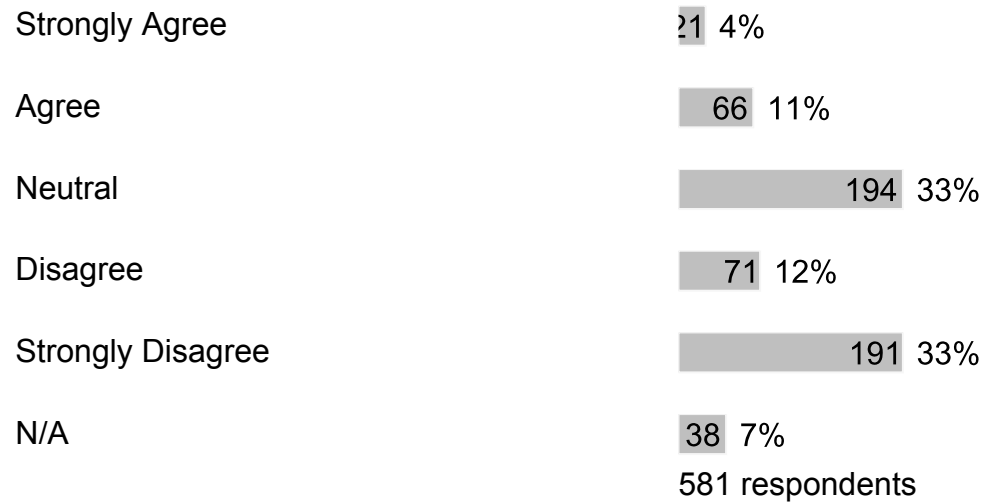
N/A 6 4%

578 respondents

**30. I receive acknowledgement and/or praise for my strengths or accomplishments.**



**31. I enjoy eating food prepared by the cafeteria.**



## E. Effective Communication

### 1. My teachers explain their expectations so I can be successful.

Strongly Agree	32	6%
Agree	215	37%
Neutral	244	42%
Disagree	49	8%
Strongly Disagree	28	5%
N/A	1	2%
579 respondents		

### 2. My teachers provide me with information about how well I am doing in school.

Strongly Agree	47	8%
Agree	222	38%
Neutral	219	38%
Disagree	51	9%
Strongly Disagree	29	5%
N/A	1	2%
579 respondents		

### 3. My teachers keep my family informed of my academic progress.

Strongly Agree	44	8%
----------------	----	----

Agree	179	31%
Neutral	247	43%
Disagree	57	10%
Strongly Disagree	32	6%
N/A	21	4%
580 respondents		

**4. My school considers students' opinions when planning ways to improve the school.**

Strongly Agree	0	3%
Agree	124	22%
Neutral	255	44%
Disagree	71	12%
Strongly Disagree	84	15%
N/A	2	4%
576 respondents		

**5. My school shares information about school success with my community.**

Strongly Agree	16	4%
Agree	145	25%
Neutral	266	46%
Disagree	56	10%

Strongly Disagree 41 7%

N/A 46 8%

580 respondents

**6. Our school uses different ways to communicate what is happening for parents and students.**

Strongly Agree 40 7%

Agree 196 34%

Neutral 249 43%

Disagree 51 9%

Strongly Disagree 12 4%

N/A 9 3%

577 respondents

**7. Teachers regularly post information online or send home a newsletter.**

Strongly Agree 36 6%

Agree 209 36%

Neutral 231 40%

Disagree 52 9%

Strongly Disagree 31 5%

N/A 12 4%

581 respondents

**8. The principal is accessible via e-mails, texts, phone calls, or personal visits.**

Strongly Agree	57	10%
Agree	209	36%
Neutral	231	40%
Disagree	3	4%
Strongly Disagree	3	4%
N/A	38	7%
581 respondents		

**9. The assistant principal(s) is accessible via e-mails, texts, phone calls, or personal visits.**

Strongly Agree	51	9%
Agree	216	36%
Neutral	248	42%
Disagree	47	8%
Strongly Disagree	34	6%
596 respondents		

**10. Our school asks for student input when changing rules or policies.**

Strongly Agree	28	5%
Agree	98	17%
Neutral	227	39%
Disagree	87	15%

Strongly Disagree

107 18%

N/A

37 6%

584 respondents



## F. Additional Information

1. What else would you like to tell us about your school?

Free form text answers are available in the exported CSV report