

BCPS PARENT SURVEY 2022

run on 09/26/2022



surveys

Custom Survey

1 survey(s) 87 response(s)

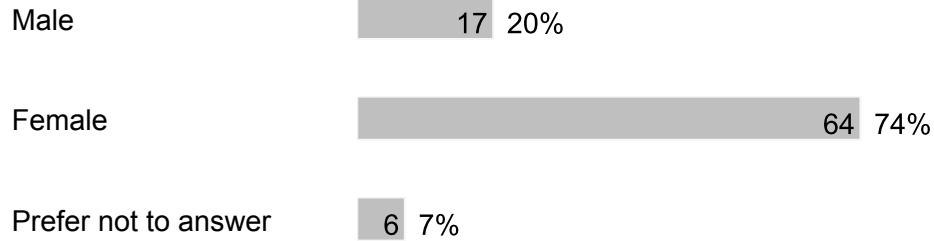
Report Filters**School:**
N/A**Race:**
N/A**Grade:**
N/A**Gender:**
N/A**Ethnicity:**
N/A**Tag:**
N/A

BCPS PARENT SURVEY 2022

Demographics

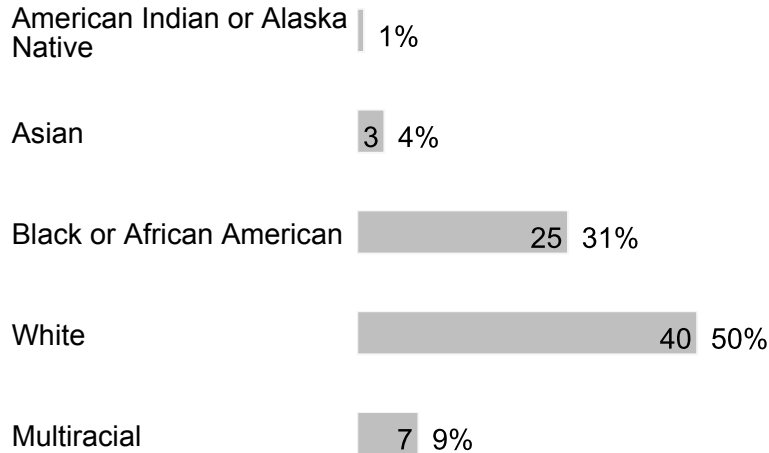
Number of Responses | Percentages of Total Responses

1. Gender



87 respondents

2. Race



Other 4 5%

80 respondents

3. Ethnicity

Hispanic 22 32%

Non-Hispanic 47 68%

69 respondents

4. Grade

Grade 3 1%

Grade 9 14 16%

Grade 10 27 31%

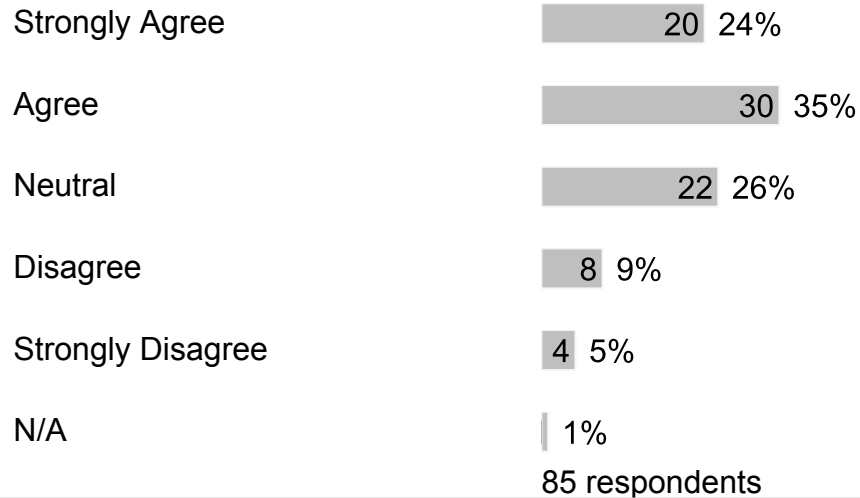
Grade 11 26 30%

Grade 12 19 22%

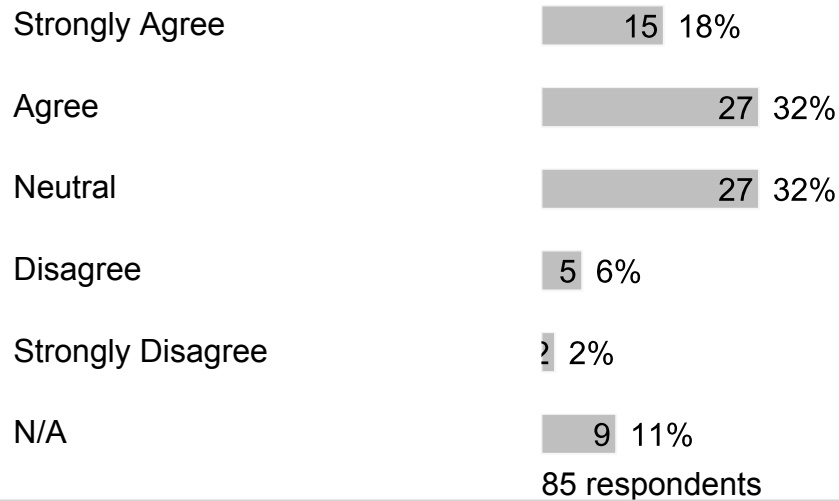
87 respondents

C. High Quality Instruction

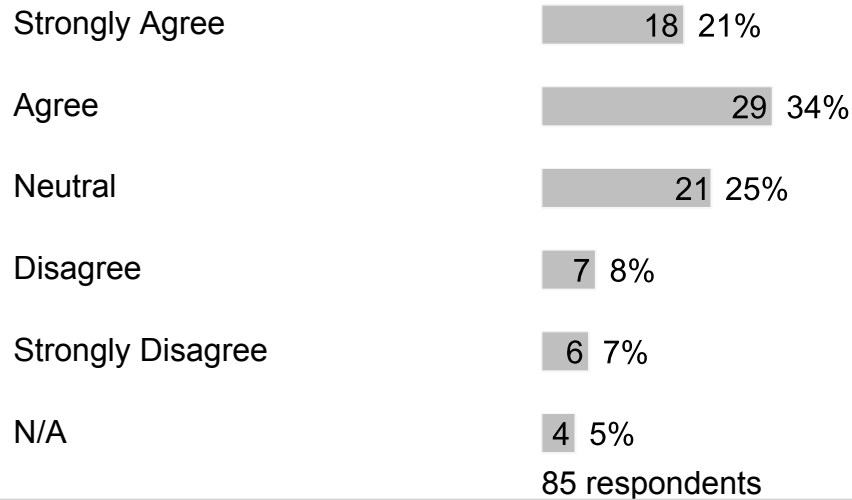
1. Our school's administration provides strong instructional leadership.



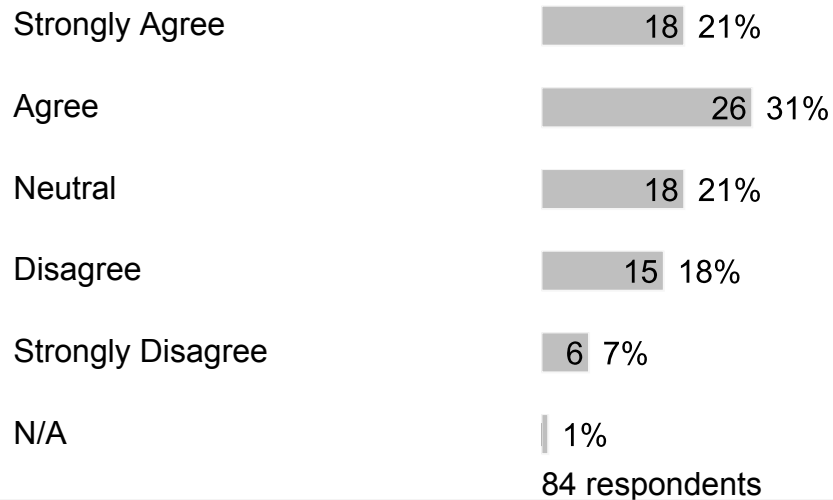
2. Through the School Advisory Council (SAC), the School Improvement Plan (SIP) is regularly reviewed and revised.



3. Our school has established goals and a plan for improving student learning.




4. Our school meets my expectations to prepare my student well for the next level of study.

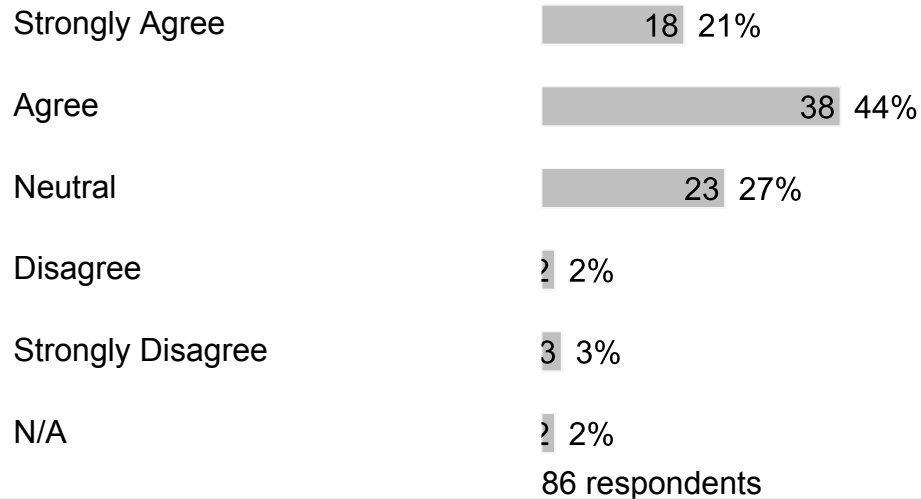


5. My child's teachers provide curriculum that meets the learning needs of my child.

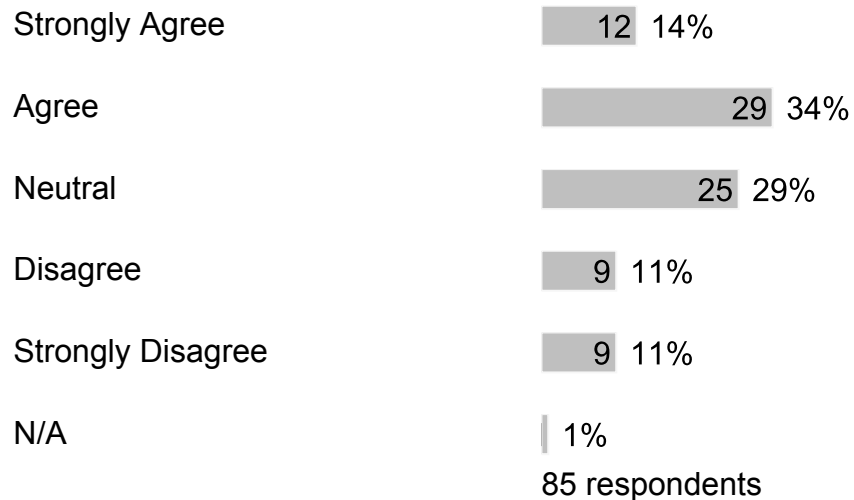




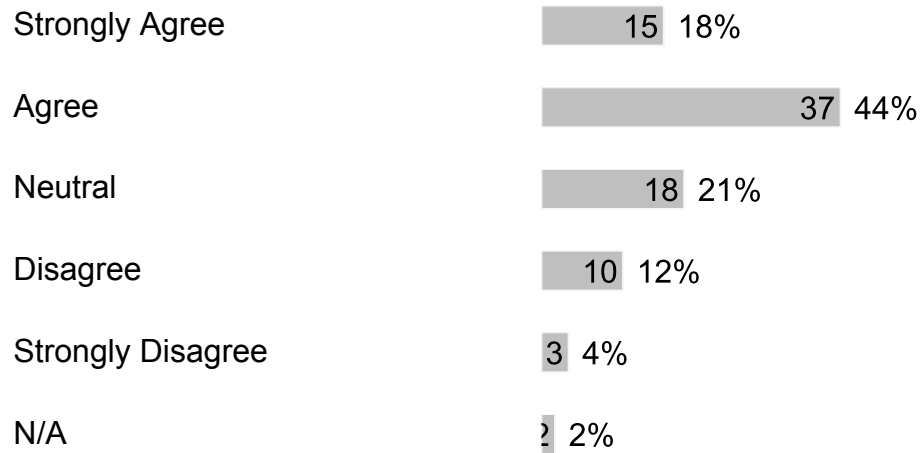
6. My child's teachers give work that challenges my child.



7. My child sees a relationship between what is being taught and everyday life.

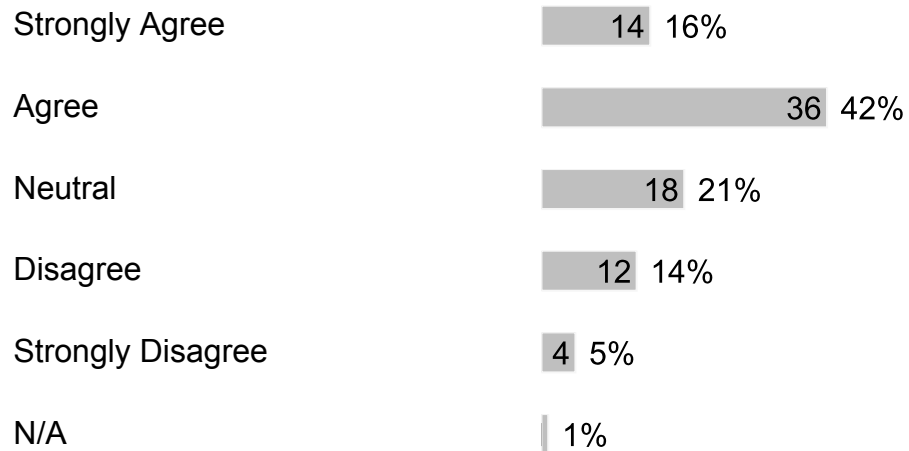


8. Clear learning expectations are set for my child.



85 respondents

9. My child's understanding of what was taught is regularly assessed.



85 respondents

10. At school, my child has up-to-date computers and other technology to learn.



Neutral	16	19%
Disagree	8	9%
Strongly Disagree	3	4%
N/A	4	5%

85 respondents

11. Our school provides adequate books, computers and learning materials to students.

Strongly Agree	19	22%
Agree	35	41%
Neutral	15	18%
Disagree	11	13%
Strongly Disagree	2	2%
N/A	3	4%

85 respondents

12. Our school works to keep instructional time free from distraction.

Strongly Agree	14	16%
Agree	30	35%
Neutral	24	28%
Disagree	7	8%
Strongly Disagree	6	7%

N/A 4 5%

85 respondents

13. My child is prepared for success in the next school year.

Strongly Agree 19 23%

Agree 30 36%

Neutral 23 27%

Disagree 5 6%

Strongly Disagree 5 6%

N/A 2 2%

84 respondents

14. The principal is a positive educational leader at the school.

Strongly Agree 29 35%

Agree 31 37%

Neutral 17 20%

Disagree 3 4%

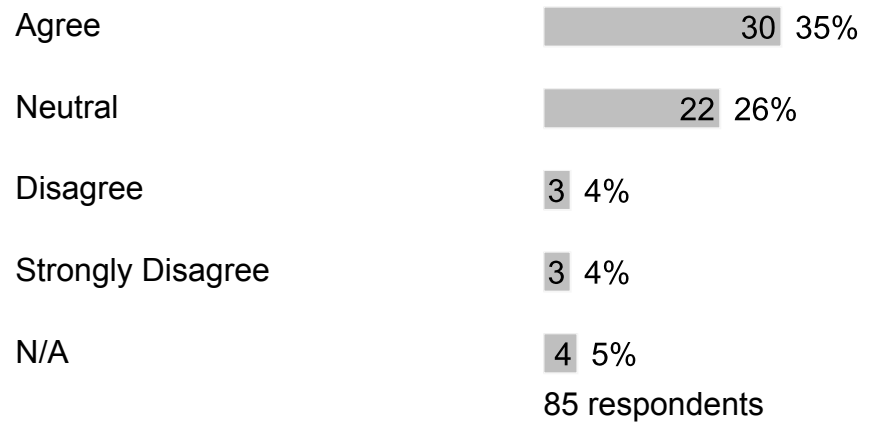
Strongly Disagree 3 4%

N/A 1 1%

84 respondents

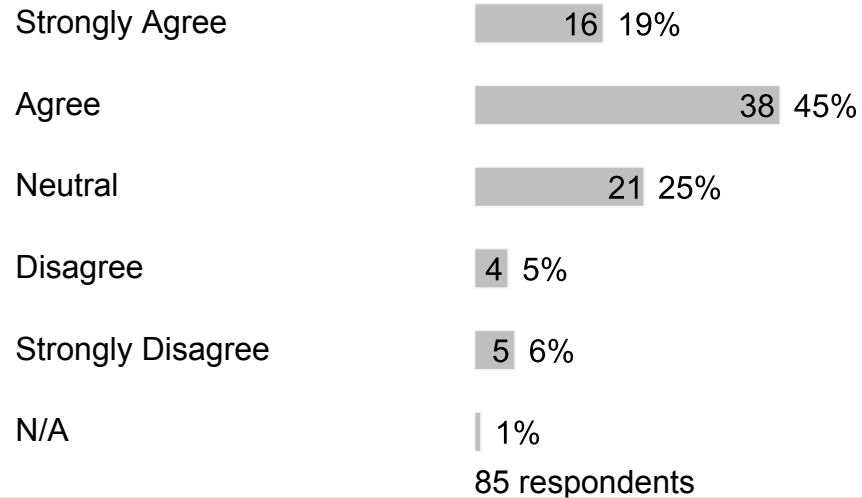
15. The assistant principal(s) is a positive educational leader at the school.

Strongly Agree 23 27%

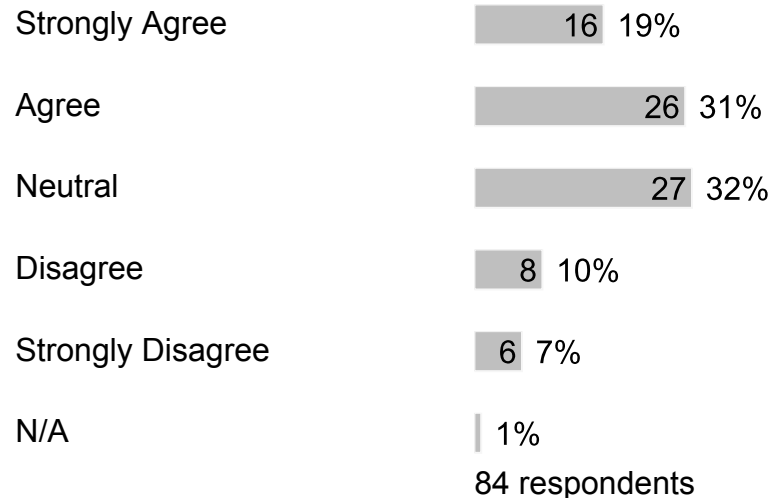


D. Safe & Supportive Environment

1. Our school treats students with value, respect, and compassion.

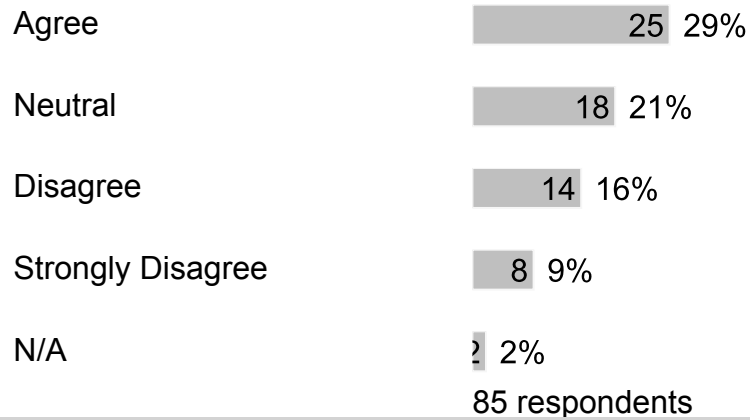


2. My child likes going to school.

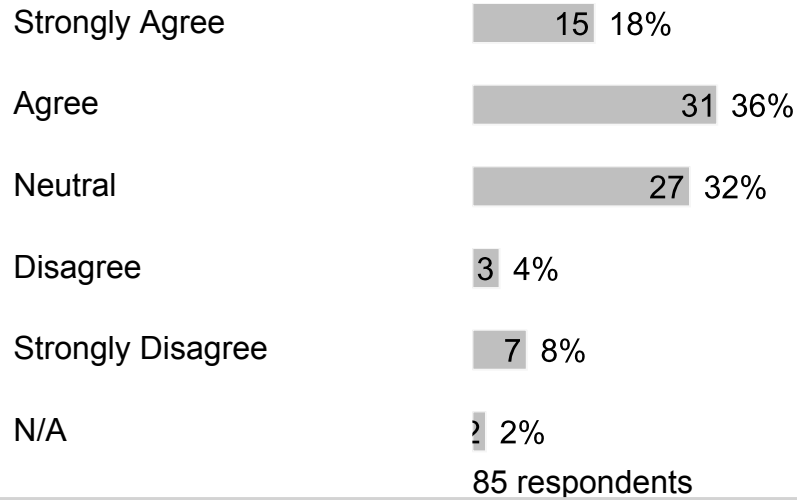


3. My child's teachers work as a team to help my child learn.





4. Our school provides an equitable and inclusive environment for students.



5. My child's teachers adjust the instruction to meet my child's learning needs.



Strongly Disagree 7 8%

N/A 4 5%

85 respondents

6. My child's teachers use a variety of teaching strategies.

Strongly Agree 14 16%

Agree 26 31%

Neutral 28 33%

Disagree 11 13%

Strongly Disagree 2 2%

N/A 4 5%

85 respondents

7. My child has at least one adult supporter in the school. (e.g., teacher, counselor, mentor, coach, etc.)

Strongly Agree 25 30%

Agree 30 36%

Neutral 14 17%

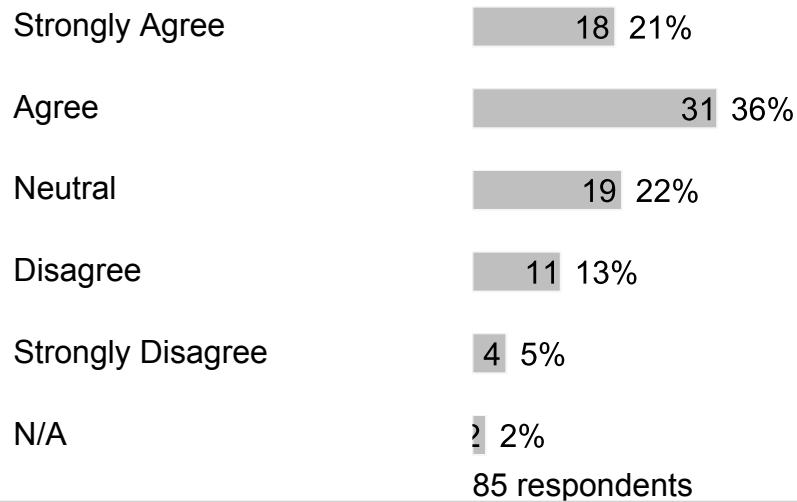
Disagree 8 10%

Strongly Disagree 4 5%

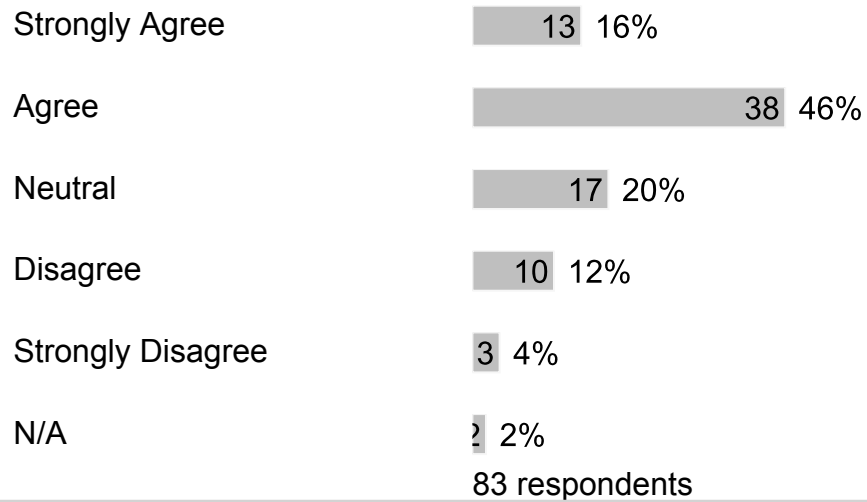
N/A 3 4%

84 respondents

8. Our school provides qualified staff members to support student learning.



9. My child has access to various types of school counselors based on his/her identified needs.



10. Our school provides high-quality support services (e.g., counseling, tutoring and/or career planning).



Disagree 6 7%
Strongly Disagree 3 4%
N/A 2 2%

83 respondents

11. My child knows who to talk to for help with a problem.

Strongly Agree 17 20%
Agree 34 40%
Neutral 15 18%
Disagree 11 13%
Strongly Disagree 7 8%
N/A 1 1%

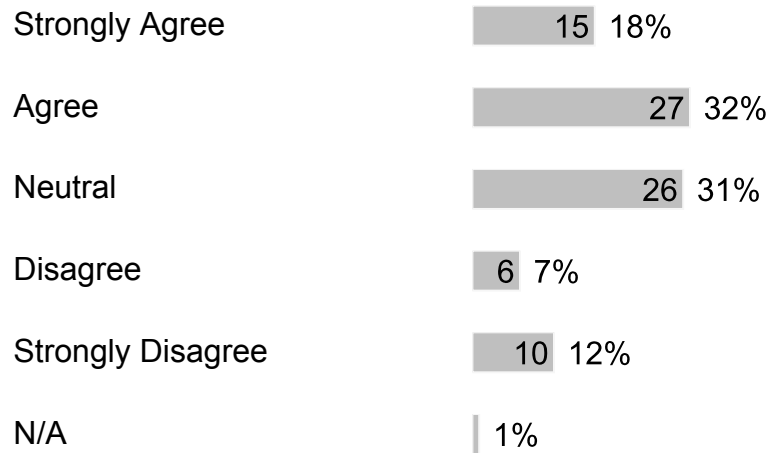
85 respondents

12. Our school provides a safe learning environment.

Strongly Agree 11 13%
Agree 29 34%
Neutral 29 34%
Disagree 5 6%
Strongly Disagree 10 12%
N/A 1 1%

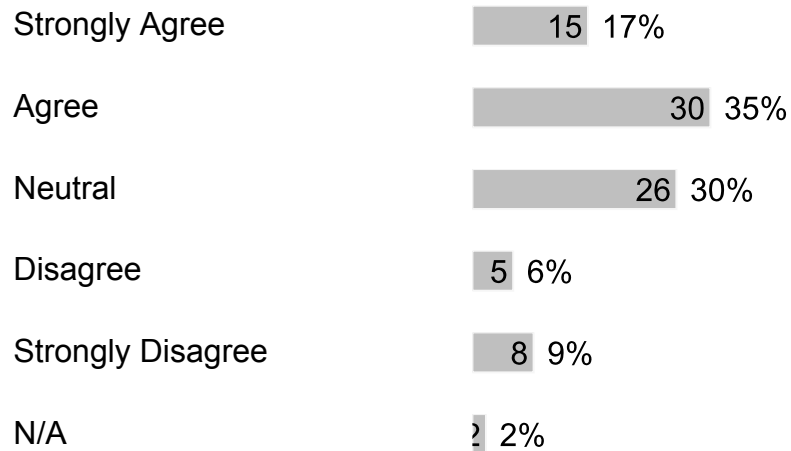
85 respondents

13. My child feels safe at school.



85 respondents

14. The principal maintains a safe and secure school.



86 respondents

15. The assistant principal(s) maintains a safe and secure school.



Neutral	26	30%
Disagree	5	6%
Strongly Disagree	6	7%
N/A	5	6%

86 respondents

16. My child's school is clean and well-maintained.

Strongly Agree	15	17%
Agree	29	34%
Neutral	24	28%
Disagree	10	12%
Strongly Disagree	6	7%
N/A	2	2%

86 respondents

17. Our school provides opportunities for students to participate in activities that interest them.

Strongly Agree	25	29%
Agree	38	45%
Neutral	18	21%
Disagree	1	1%
Strongly Disagree	2	2%

N/A | 1%
85 respondents

18. I would recommend my child's school to my friends.

Strongly Agree	16	19%
Agree	28	33%
Neutral	21	25%
Disagree	6	7%
Strongly Disagree	12	14%
N/A	2	2%

85 respondents

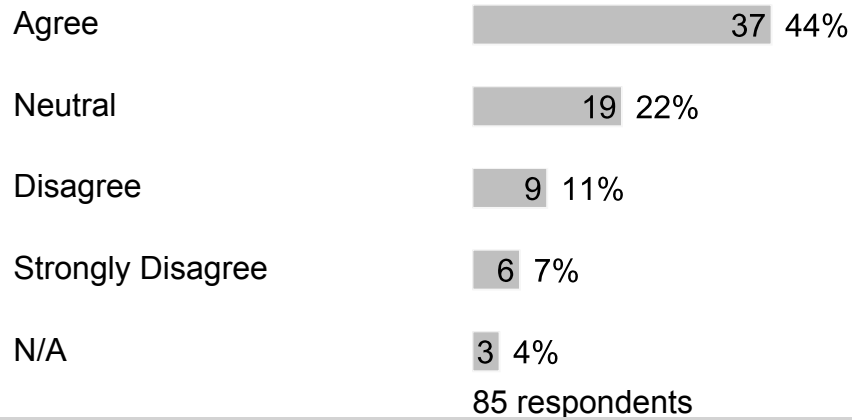
19. Our school has high expectations for students.

Strongly Agree	15	18%
Agree	33	39%
Neutral	25	29%
Disagree	6	7%
Strongly Disagree	4	5%
N/A	2	2%

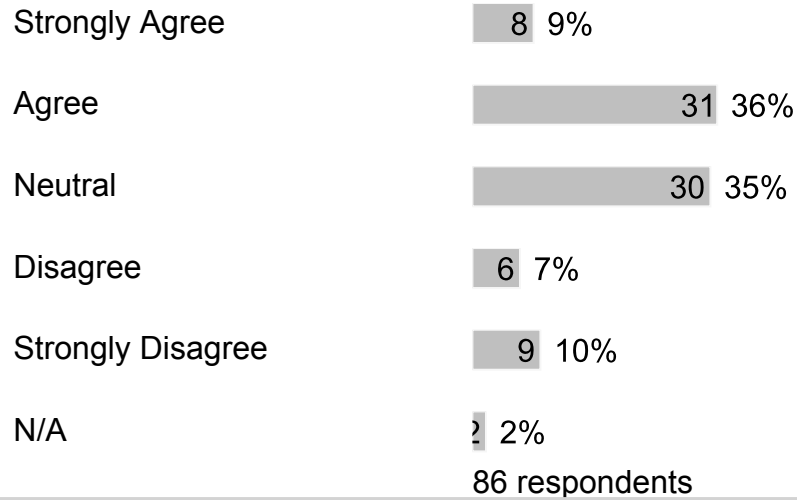
85 respondents

20. Our school shares responsibility for student learning with its staff, parents and community members.


Strongly Agree	11	13%
----------------	----	-----



21. At our school, students are generally safe from bullying.



22. Our school's administration operates effectively.



Strongly Disagree 7 8%

N/A 2 2%

86 respondents

23. Our school has a family resource center and/or a staff member assigned to work with families.

Strongly Agree 8 10%

Agree 21 25%

Neutral 29 35%

Disagree 5 6%

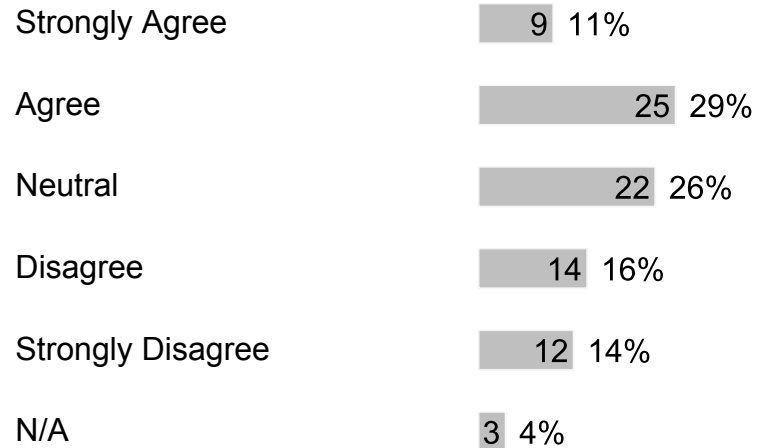
Strongly Disagree 5 6%

N/A 16 19%

84 respondents

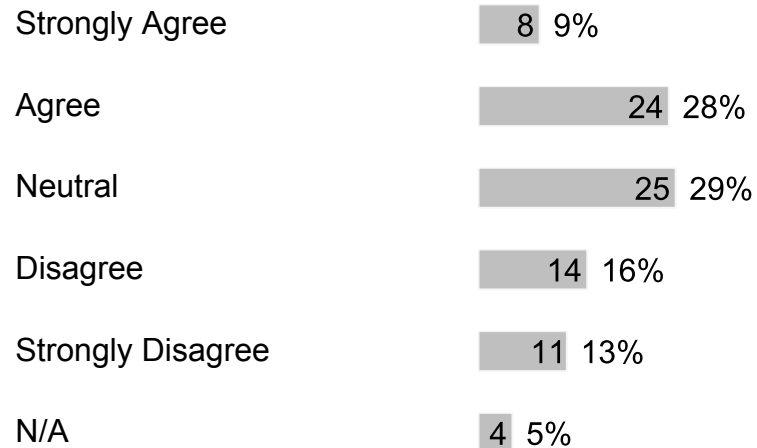
E. Effective Communication

1. My child's teachers keep me informed regularly about how my child is being graded.



85 respondents

2. My child's teachers help me to understand my child's progress.



86 respondents

3. My child's teachers report on my child's progress in easy to understand language.



Agree	28	33%
Neutral	26	30%
Disagree	9	10%
Strongly Disagree	8	9%
N/A	6	7%

86 respondents

4. Teachers keep me informed about how my child performs.

Strongly Agree	10	12%
Agree	27	31%
Neutral	23	27%
Disagree	11	13%
Strongly Disagree	12	14%
N/A	3	3%

86 respondents

5. Teachers schedule conferences to share student learning progress with families.

Strongly Agree	9	10%
Agree	13	15%
Neutral	24	28%
Disagree	18	21%

Strongly Disagree 13 15%

N/A 9 10%

86 respondents

6. Our school provides opportunities for parents to be involved through the School Advisory Forum (SAF).

Strongly Agree 16 19%

Agree 39 45%

Neutral 21 24%

Disagree 3 3%

Strongly Disagree 2 2%

N/A 5 6%

86 respondents

7. Families are encouraged to volunteer.

Strongly Agree 9 11%

Agree 30 35%

Neutral 25 29%

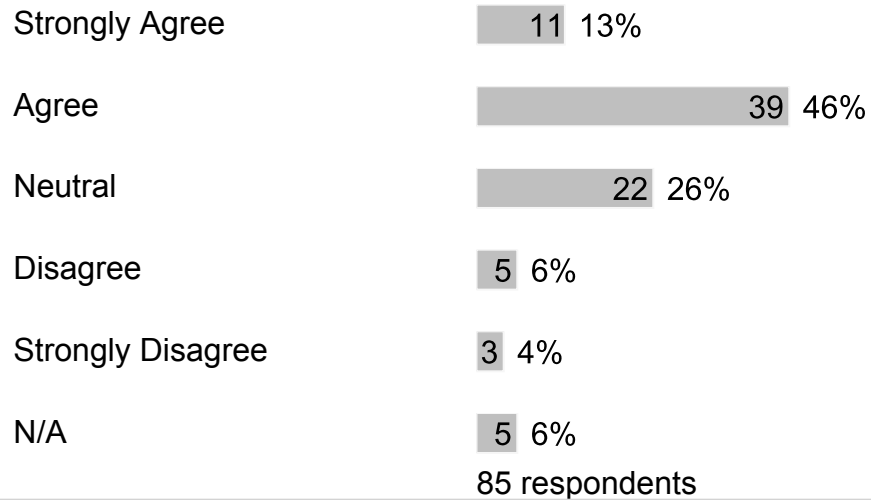
Disagree 9 11%

Strongly Disagree 6 7%

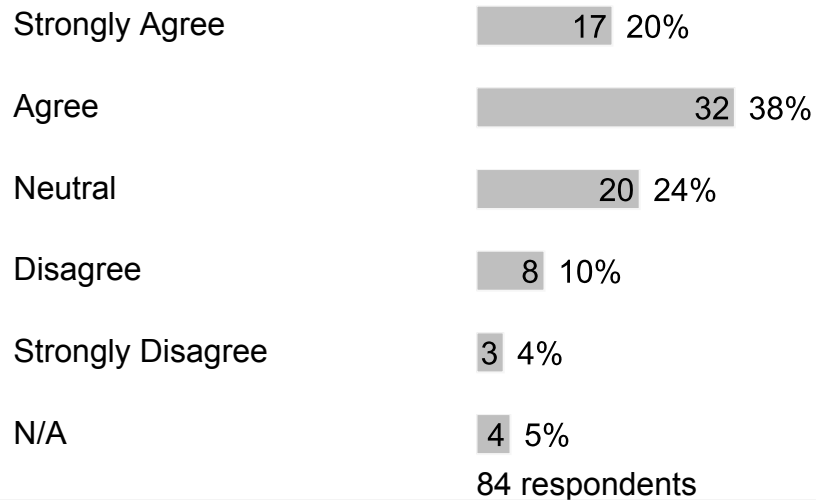
N/A 6 7%

85 respondents

8. Families are given the opportunity to participate on school committees.



9. Our school reports the achievement of school goals.



10. I am well-informed of the school's goals and activities.



Disagree 6 7%

Strongly Disagree 4 5%

N/A 1 1%

85 respondents

11. Our school communicates information in ways that are easy for families to understand.

Strongly Agree 23 27%

Agree 35 41%

Neutral 17 20%

Disagree 6 7%

Strongly Disagree 2 2%

N/A 2 2%

85 respondents

12. Teachers regularly post information online or send home a newsletter.

Strongly Agree 11 13%

Agree 25 29%

Neutral 19 22%

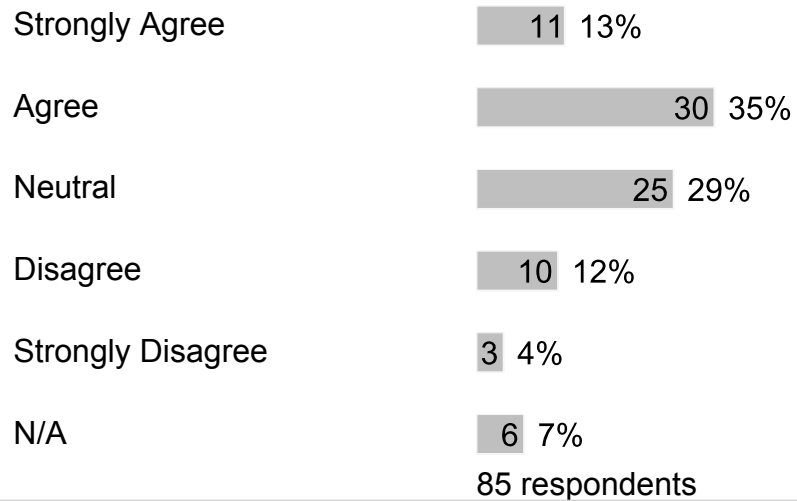
Disagree 15 18%

Strongly Disagree 10 12%

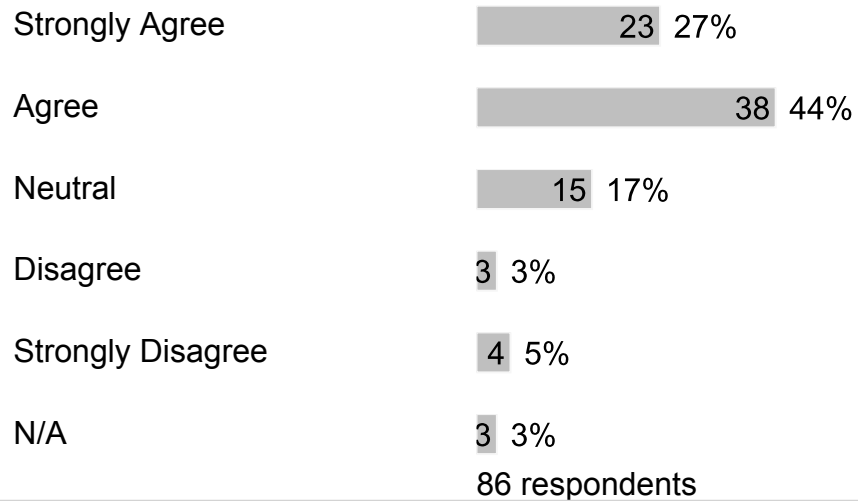
N/A 5 6%

85 respondents

13. Our school asks families for their ideas on the best way to communicate school-related information.



14. The principal is accessible via e-mails, texts, phone calls, or personal visits.



15. The assistant principal(s) is accessible via e-mails, texts, phone calls, or personal visits.



Neutral	15	18%
Disagree	5	6%
Strongly Disagree	4	5%
N/A	5	6%

85 respondents

16. Our school asks for family input when changing rules or policies.

Strongly Agree	14	16%
Agree	26	30%
Neutral	19	22%
Disagree	11	13%
Strongly Disagree	6	7%
N/A	10	12%

86 respondents

F. Additional Information

1. What else would you like to tell us?

Free form text answers are available in the exported CSV report