

# BCPS SCHOOL STAFF SURVEY 2022

---

run on 09/26/2022



surveys

Custom Survey

1 survey(s) 87 response(s)

**Report Filters****School:**  
N/A**Ethnicity:**  
N/A**Experience:**  
N/A**Gender:**  
N/A**Role:**  
N/A**Tag:**  
N/A

## BCPS SCHOOL STAFF SURVEY 2022

### Demographics

Number of Responses | Percentages of Total Responses

#### 1. Gender

Male	20	23%
Female	57	66%
Prefer not to answer	9	10%

86 respondents

#### 2. Ethnicity

American Indian or Alaska Native	1	1%
Asian	6	7%
Black or African American	23	28%
White	39	48%
Multiracial	3	4%

Other 9 11%

81 respondents

### 3. Role

Support Staff 7 8%

Teacher 61 70%

School Admin 4 5%

Other 15 17%

87 respondents

### 4. Experience

1 - 3 years 13 15%

4 - 10 years 21 24%

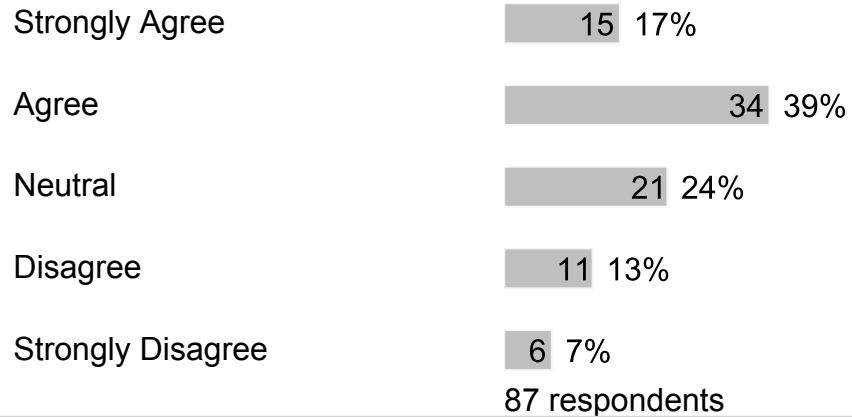
11 - 20 years 30 34%

More than 20 years 23 26%

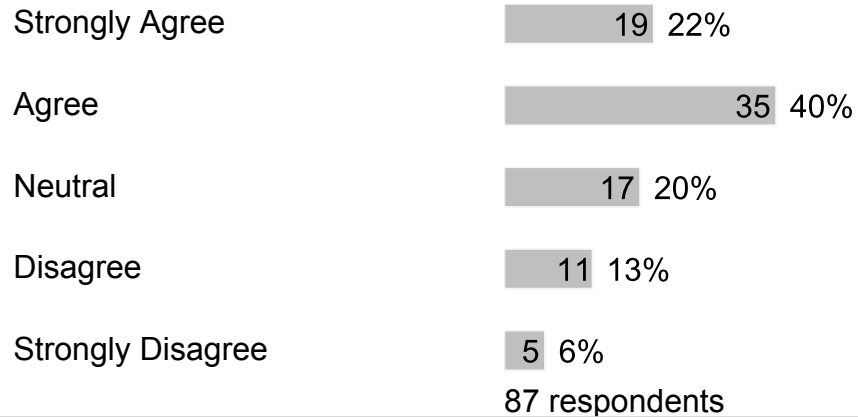
87 respondents

## C. High Quality Instruction

### 1. Our school has a continuous improvement process.



### 2. Our school's leaders expect staff members to hold all students to high academic standards.



### 3. Our school's leaders hold themselves accountable for student learning.



Disagree	9	10%
Strongly Disagree	9	10%
N/A	1	1%

86 respondents

**4. Our school's leaders hold all staff members accountable for student learning.**

Strongly Agree	24	28%
Agree	37	43%
Neutral	19	22%
Disagree	3	3%
Strongly Disagree	3	3%
N/A	1	1%

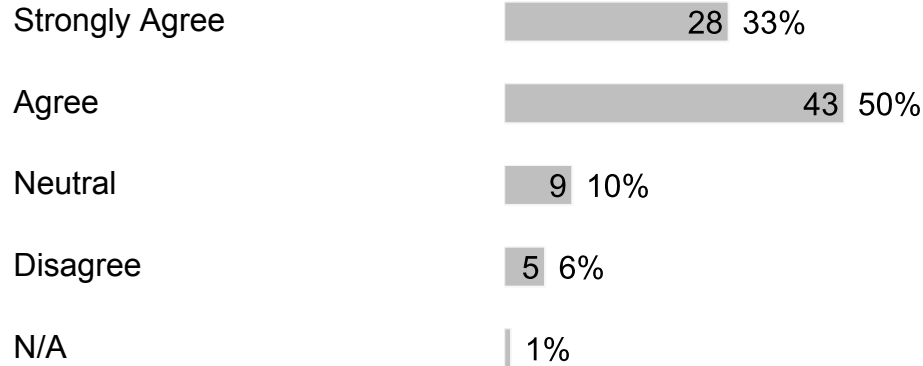
87 respondents

**5. Our school's leaders regularly evaluate staff members on criteria designed to improve teaching and learning.**

Strongly Agree	20	23%
Agree	39	45%
Neutral	15	17%
Disagree	9	10%
Strongly Disagree	3	3%
N/A	1	1%

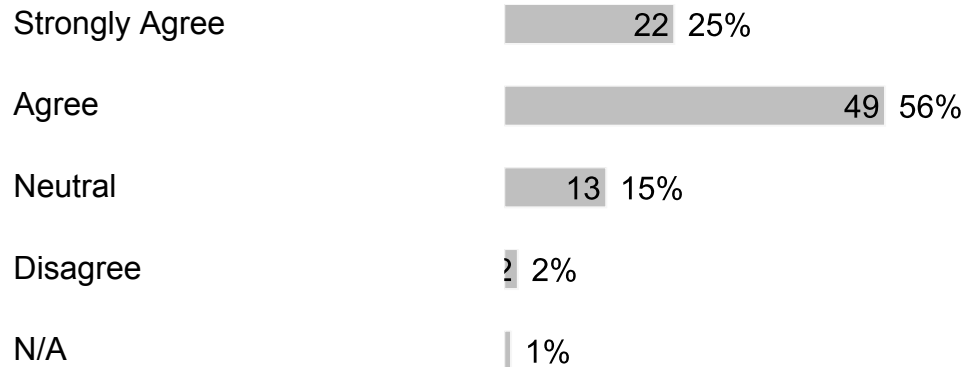
87 respondents

**6. Teachers in our school use a variety of technologies as instructional resources.**



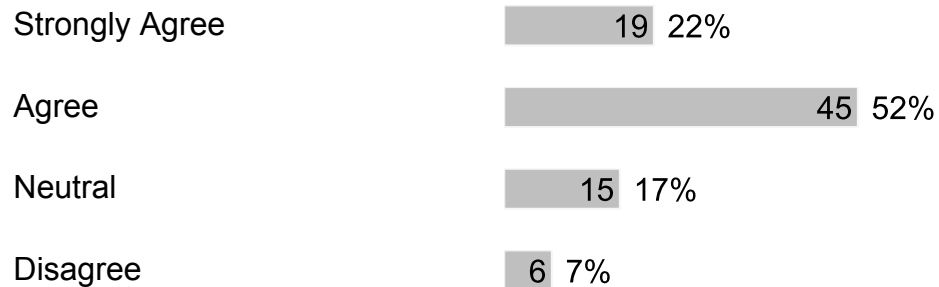
86 respondents

**7. Teachers in our school use multiple types of assessments to modify instruction.**



87 respondents

**8. In our school, staff members use student data to address the unique learning needs of all students.**



N/A 2%  
87 respondents

**9. In our school, a formal process is in place to support new staff members in their professional practice.**

Strongly Agree 14 16%  
Agree 35 41%  
Neutral 20 23%  
Disagree 7 8%  
Strongly Disagree 5 6%  
N/A 5 6%  
86 respondents

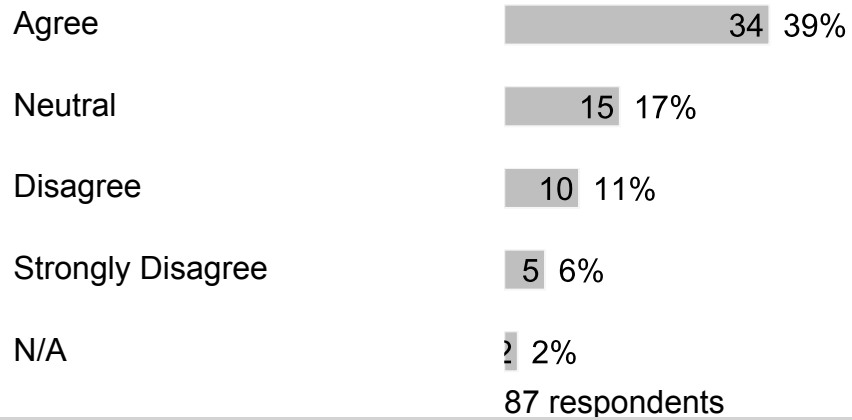
**10. Our school uses the results of student assessments to improve teaching and learning.**

Strongly Agree 19 22%  
Agree 41 47%  
Neutral 14 16%  
Disagree 9 10%  
Strongly Disagree 2 2%  
N/A 2 2%  
87 respondents

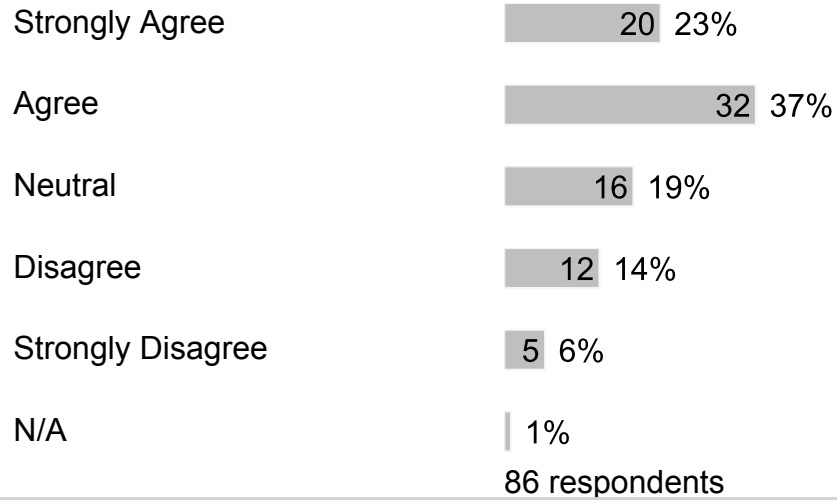
**11. Our school provides teachers with sufficient instructional and informational resources.**

Strongly Agree 21 24%

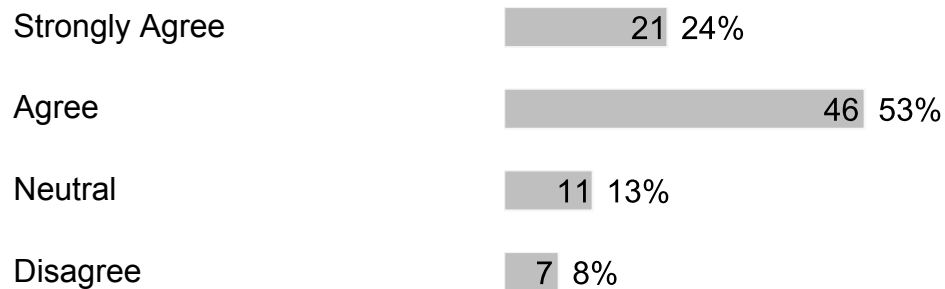




**12. Our school provides sufficient material resources to meet student needs.**



**13. Our school uses data to monitor student progress.**



Strongly Disagree 2 2%  
87 respondents

**14. Our school leaders monitor data related to student achievement.**

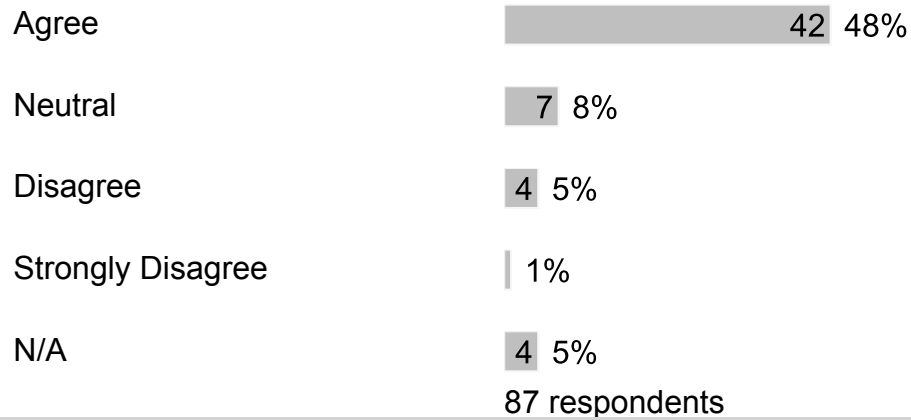
Strongly Agree 23 26%  
Agree 37 43%  
Neutral 18 21%  
Disagree 6 7%  
Strongly Disagree 2 2%  
N/A 1 1%  
87 respondents

**15. Our school leaders monitor data related to school continuous improvement goals.**


Strongly Agree 21 24%  
Agree 38 44%  
Neutral 17 20%  
Disagree 7 8%  
Strongly Disagree 3 3%  
N/A 1 1%  
87 respondents

**16. I participate in formal professional collaboration with my peers.**

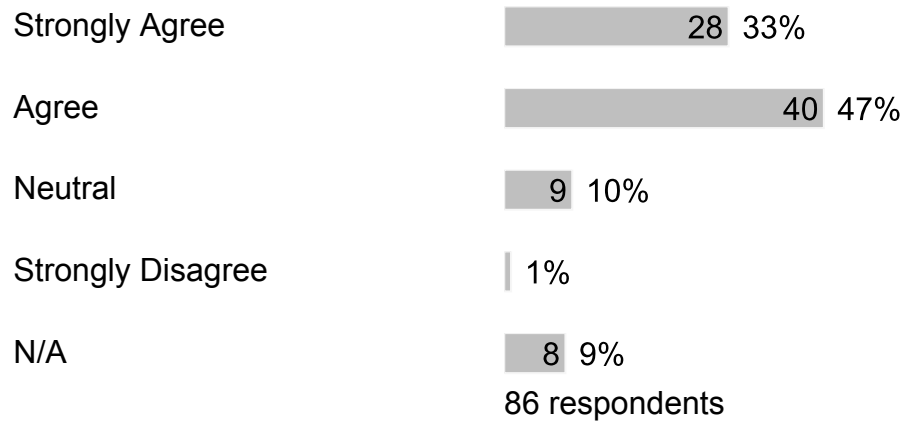
Strongly Agree 29 33%



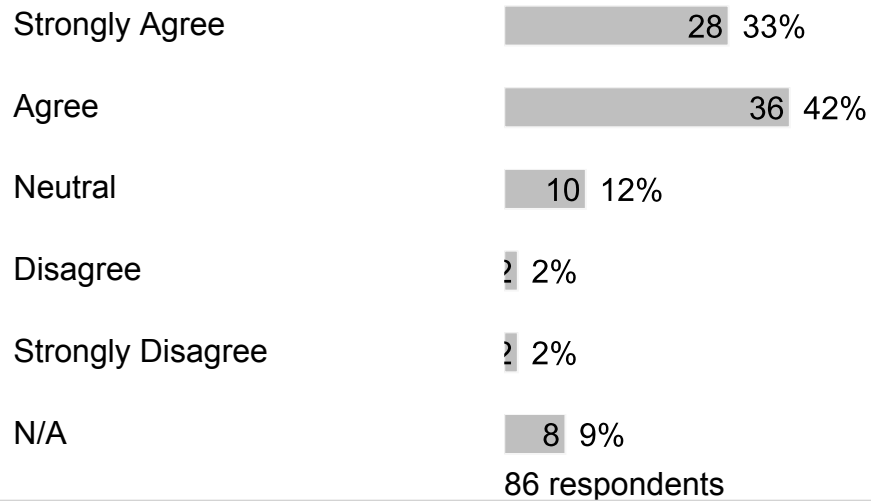
**17. My school has a culture of high expectations.**



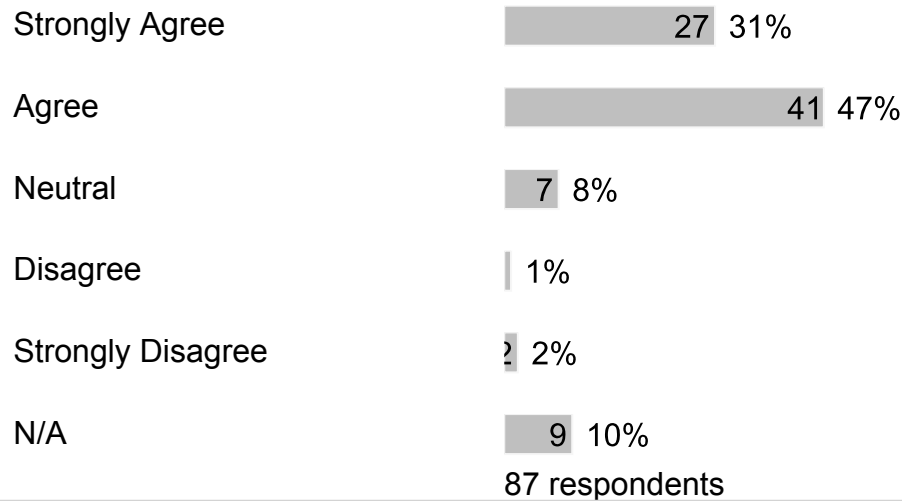
**18. My lessons provide opportunities for students to be actively engaged in their learning.**



**19. I structure lessons, tasks and activities that require students' use of digital tools for learning.**



**20. I use student achievement data to modify and adjust materials and lessons for my students.**



**21. I use formative assessments to monitor student progress.**



Neutral 5 6%

Disagree 2 2%

Strongly Disagree 1 1%

N/A 11 13%

87 respondents

**22. I participate in targeted professional learning activities designed to meet the individual needs of my students.**

Strongly Agree 28 32%

Agree 40 46%

Neutral 9 10%

Strongly Disagree 1 1%

N/A 9 10%

87 respondents

**23. I receive formal training in the use of student assessment data.**

Strongly Agree 20 23%

Agree 31 36%

Neutral 16 19%

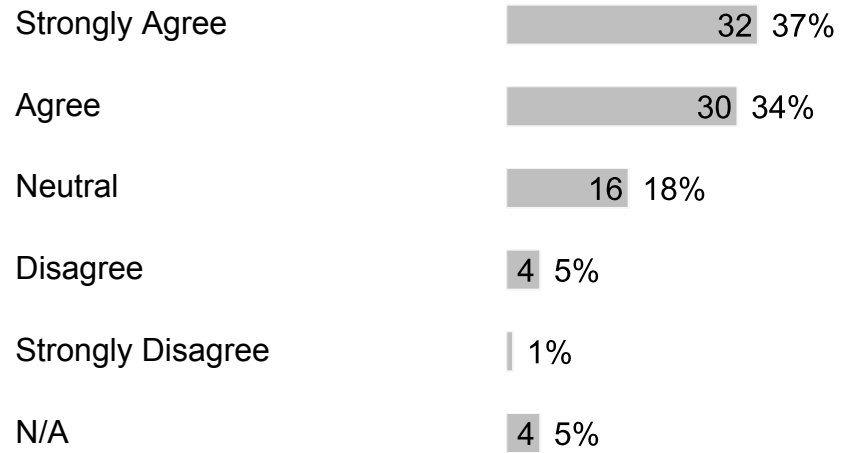
Disagree 7 8%

Strongly Disagree 3 3%

N/A 9 10%

86 respondents


**24. I receive feedback from my supervisor regarding my professional performance.**



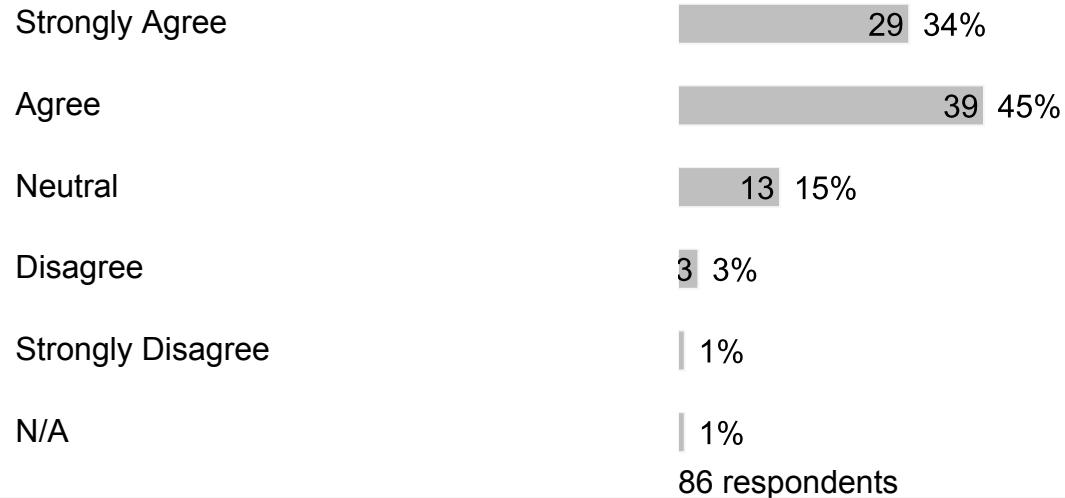
87 respondents

## D. Safe & Supportive Environment

### 1. Our school treats staff with value, respect and compassion.




### 2. I am treated with respect by my colleagues.




### 3. Teachers in our school participate in collaborative learning communities across grade levels and/or content areas.

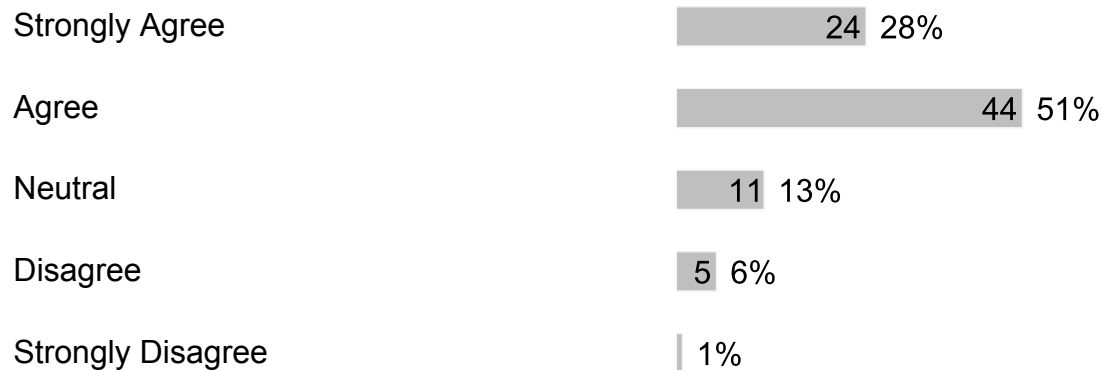




**4. My school provides an equitable and inclusive environment for staff.**



**5. In our school, related learning support services are provided for students based on their needs.**





N/A 2%  
87 respondents

**6. In our school, a formal structure exists so that each student is well known by at least one adult advocate in the school who supports that student's educational experience.**

Strongly Agree	19	22%
Agree	33	38%
Neutral	21	24%
Disagree	9	10%
Strongly Disagree	2	2%
N/A	3	3%

87 respondents


**7. Our school ensures staff members are trained in the use of data.**

Strongly Agree	16	18%
Agree	35	40%
Neutral	20	23%
Disagree	8	9%
Strongly Disagree	5	6%
N/A	3	3%

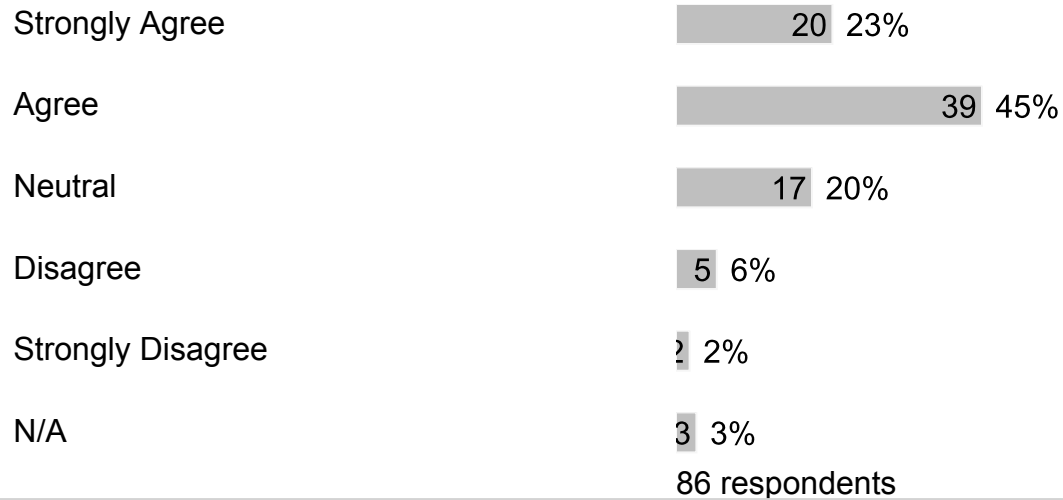
87 respondents

**8. In our school, staff members provide peer coaching to teachers.**

Strongly Agree	13	15%
----------------	----	-----



**9. In our school, staff members participate in continuous professional learning based on identified needs of the school.**



**10. I am provided with professional development opportunities that are relevant to my role.**



Strongly Disagree	1%
N/A	2 2%
86 respondents	

**11. Our school provides high quality student support services (e.g., counseling, referrals, educational, and career planning).**

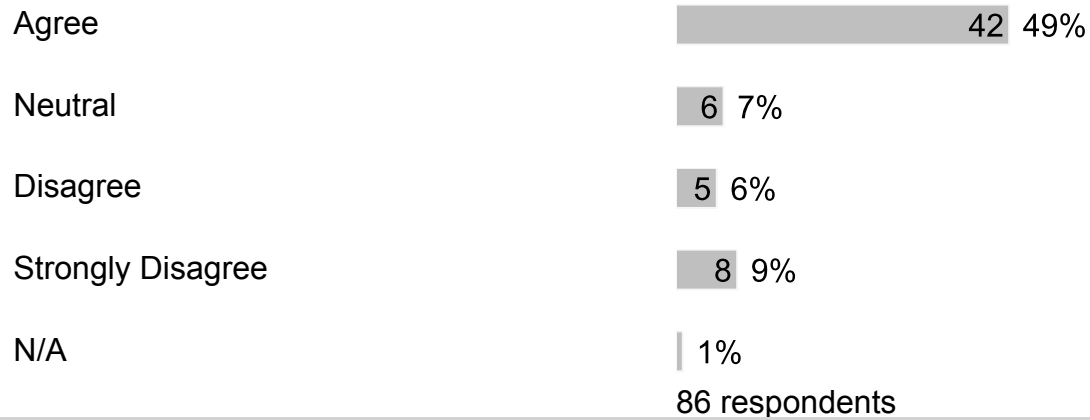
Strongly Agree	19 22%
Agree	41 47%
Neutral	15 17%
Disagree	5 6%
Strongly Disagree	6 7%
N/A	1%
87 respondents	

**12. Our school ensures that students know who they can go to for help with their problem.**

Strongly Agree	21 24%
Agree	37 43%
Neutral	18 21%
Disagree	4 5%
Strongly Disagree	6 7%
86 respondents	

**13. If I have a professional or personal problem, I know who I can talk to for help.**

Strongly Agree	24 28%
----------------	--------



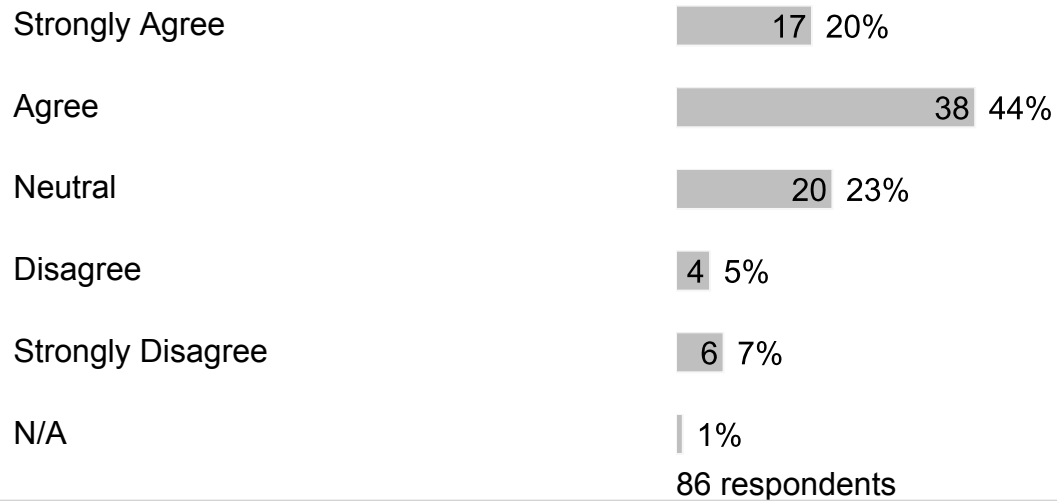
**14. The principal maintains a safe and secure school.**



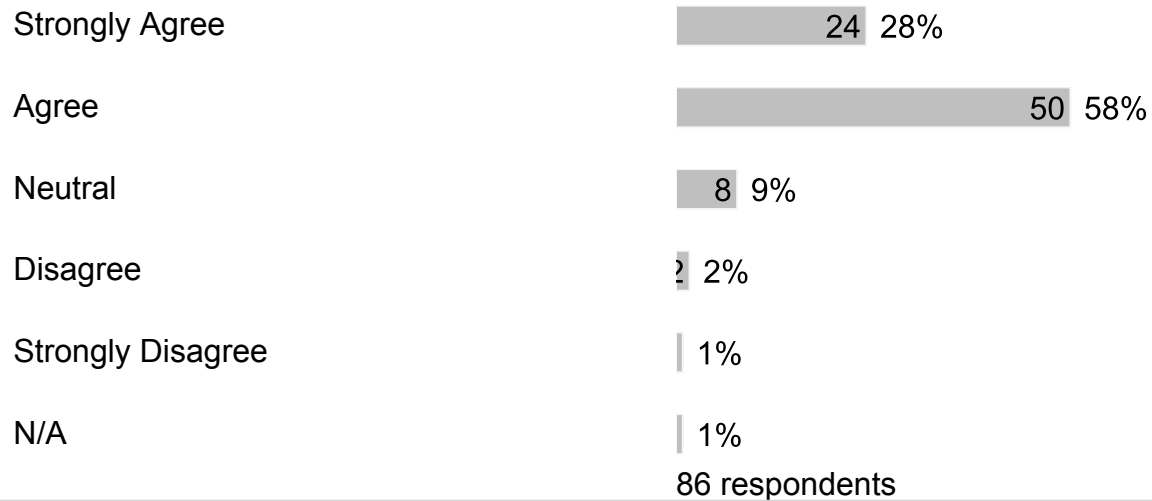
**15. The assistant principal(s) maintains a safe and secure school.**



**16. Our school maintains facilities that support student learning.**



**17. Our school provides opportunities for students to participate in activities that interest them.**

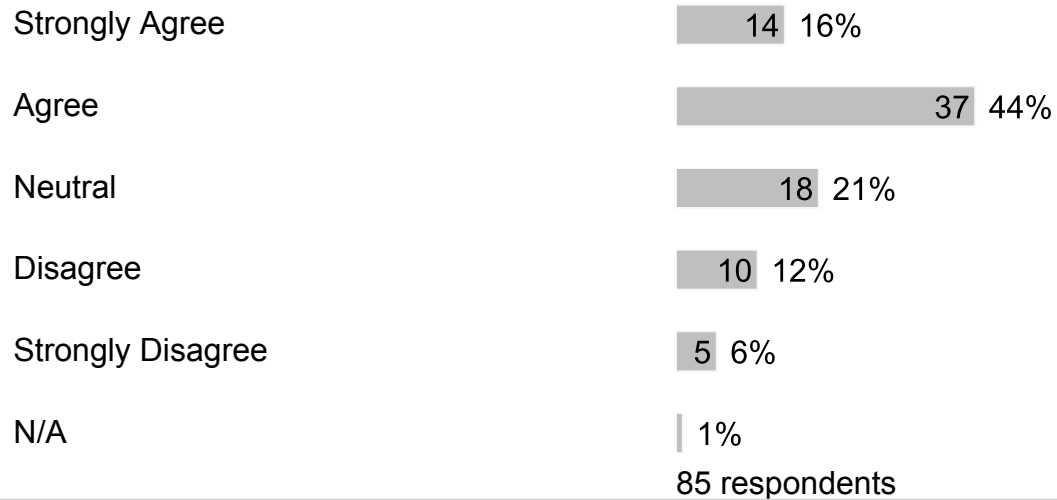


**18. I would recommend my school to my friends and family.**

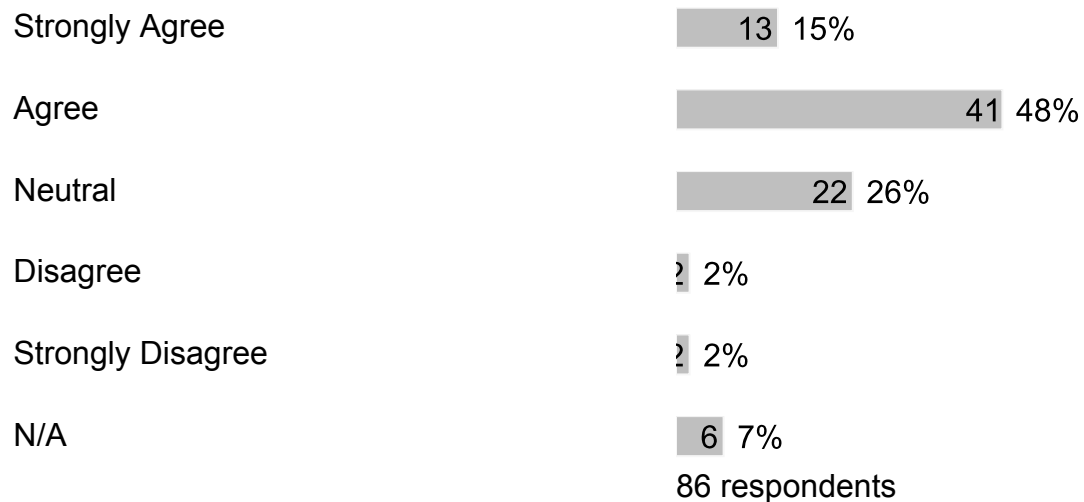




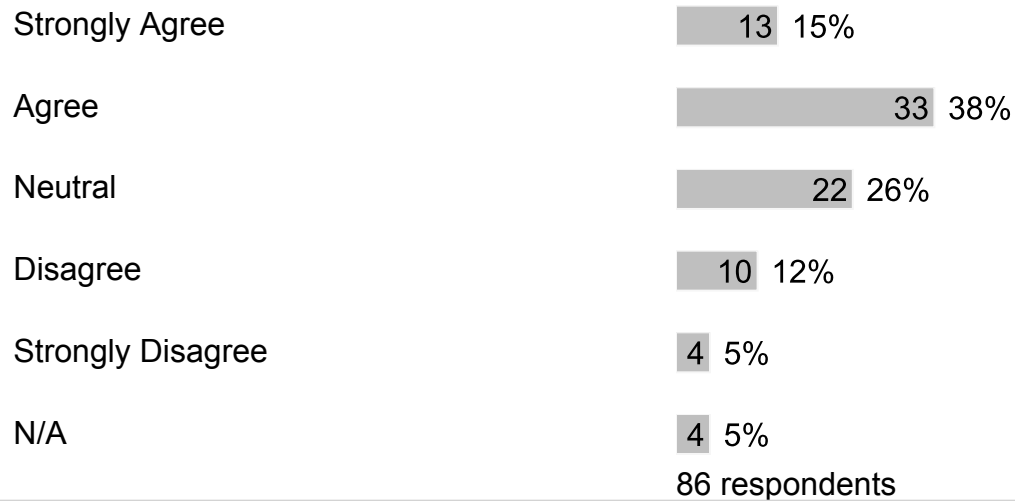
**19. Our school shares responsibility for student learning with its staff, parents and community members.**




**20. Our school has a family resource center and/or a staff member assigned to work with families.**



**21. Our school ensures the effective use of funds available through the budget, grants, awards, etc.**



**22. I enjoy eating food prepared by the cafeteria.**



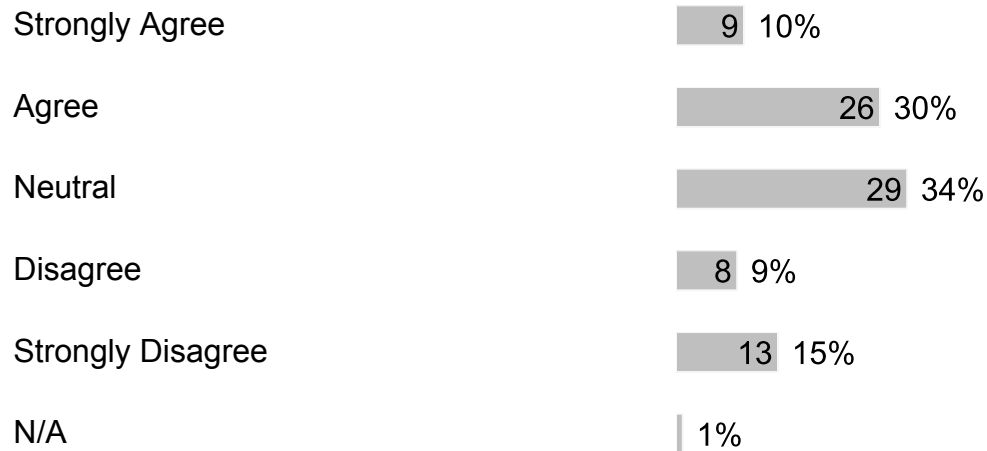
**23. Families regularly participate in school involvement activities offered by our school.**





86 respondents

**24. Our school implements changes based on the feedback from staff.**

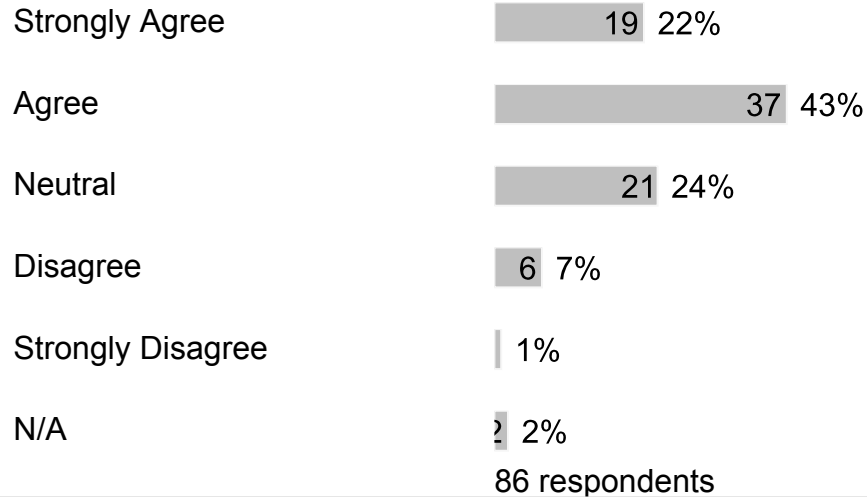


86 respondents

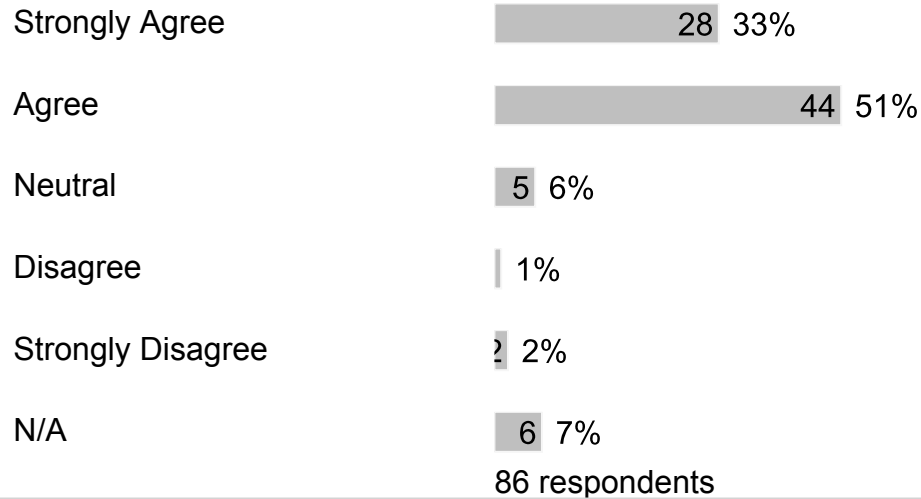


## E. Effective Communication

### 1. Teachers keep parents informed regularly about how their child is being graded.

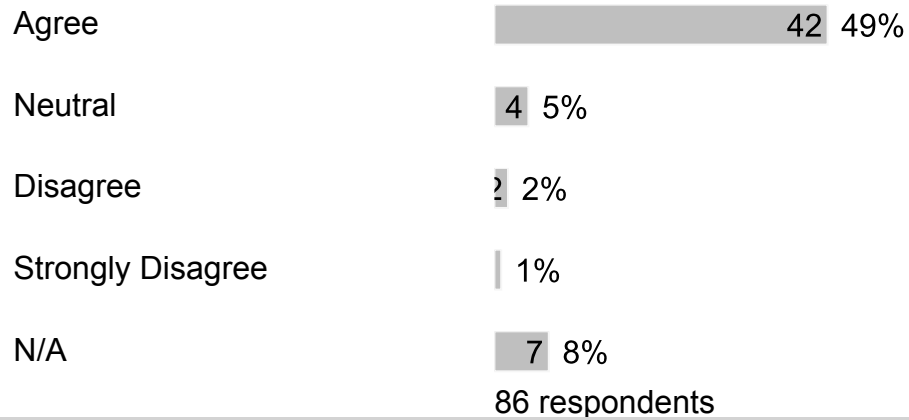


### 2. I help parents to understand their child's progress.

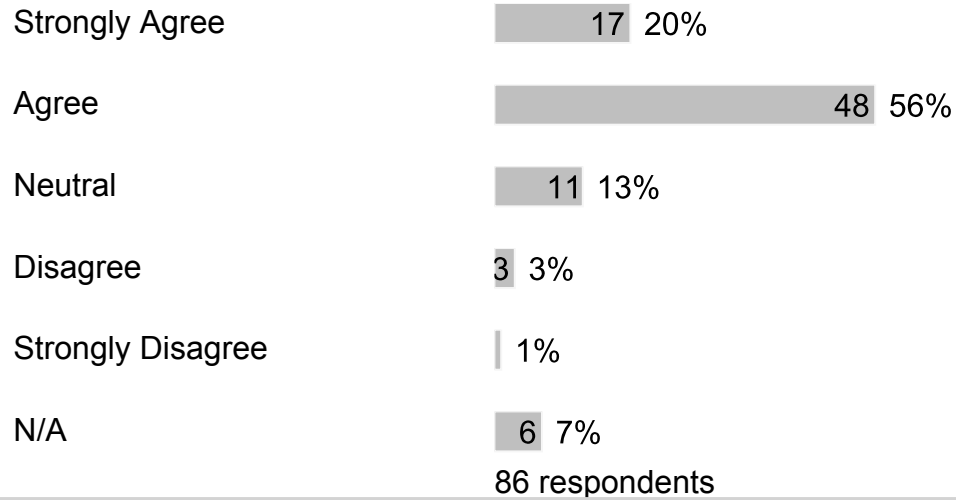


### 3. I provide students with timely feedback about their learning.

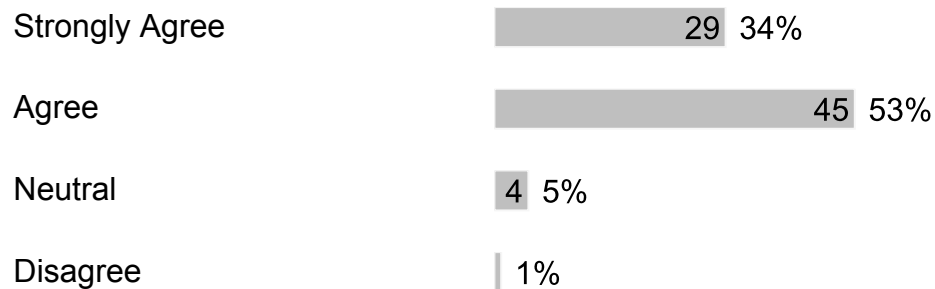




**4. Most teachers report student progress in easy to understand language.**



**5. I communicate information in ways that are easy for all families to understand.**



Strongly Disagree | 1%

N/A 5 6%

85 respondents

**6. I schedule conferences to share student learning progress with families.**

Strongly Agree 17 20%

Agree 32 38%

Neutral 19 22%

Disagree 7 8%

Strongly Disagree 2 2%

N/A 8 9%

85 respondents

**7. Our school provides opportunities for stakeholders to be involved through the School Advisory Forum (SAF).**

Strongly Agree 21 25%

Agree 35 41%

Neutral 17 20%

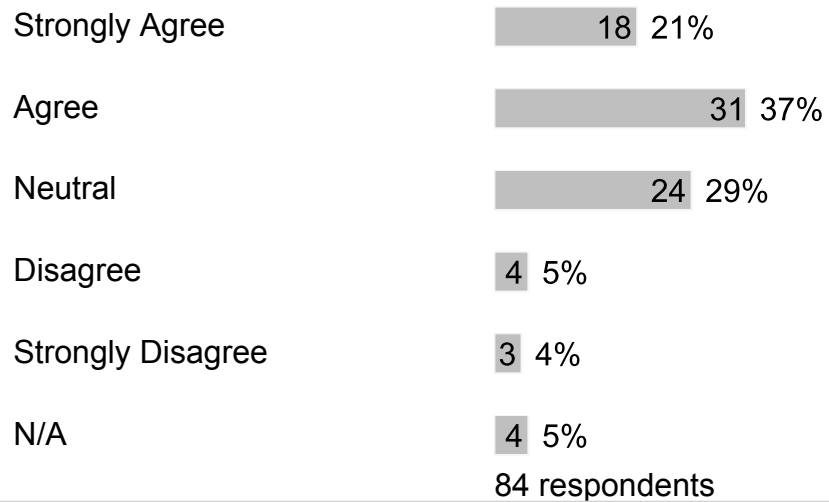
Disagree | 1%

Strongly Disagree 2 2%

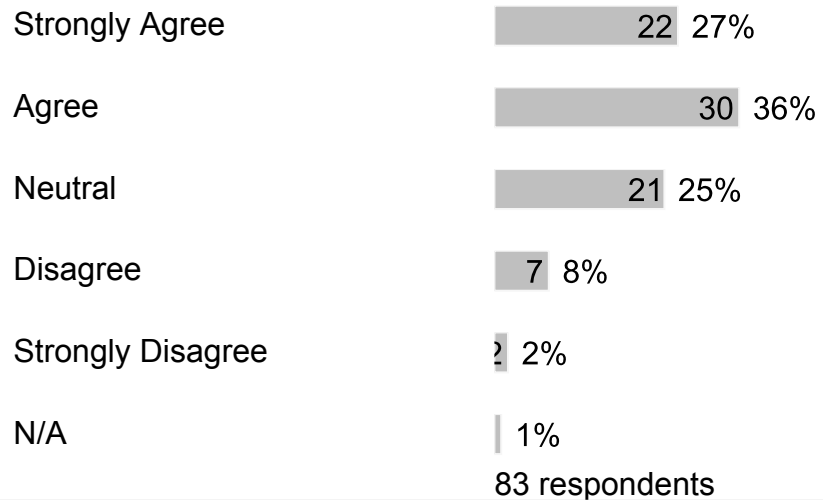
N/A 9 11%

85 respondents

**8. Our school's leaders ensure staff members use supervisory feedback to improve student learning.**



**9. Our school communicates well about its goals and activities.**



**10. Our school communicates information in ways that are easy for families to understand.**



Disagree 3 4%  
Strongly Disagree 3 4%  
N/A 3 4%

85 respondents

**11. Most teachers regularly post information online or send home a newsletter.**

Strongly Agree 13 16%  
Agree 36 43%  
Neutral 21 25%  
Disagree 6 7%  
Strongly Disagree 2 2%  
N/A 5 6%

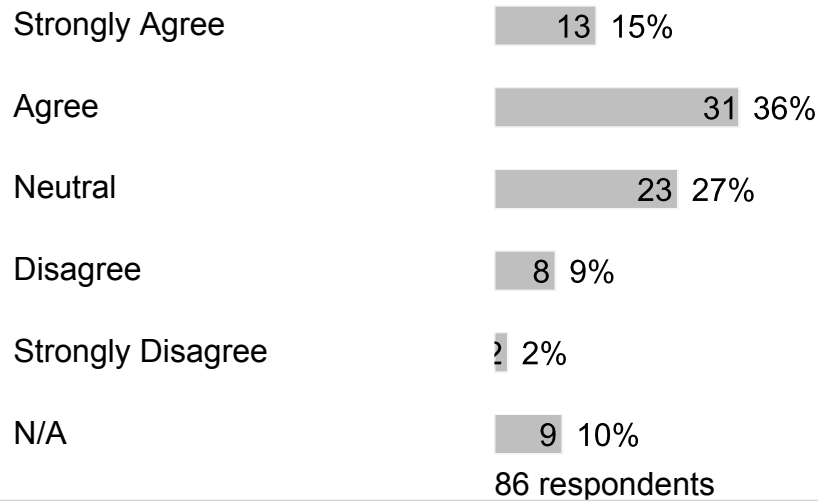
83 respondents

**12. I regularly post information online or send home a newsletter.**

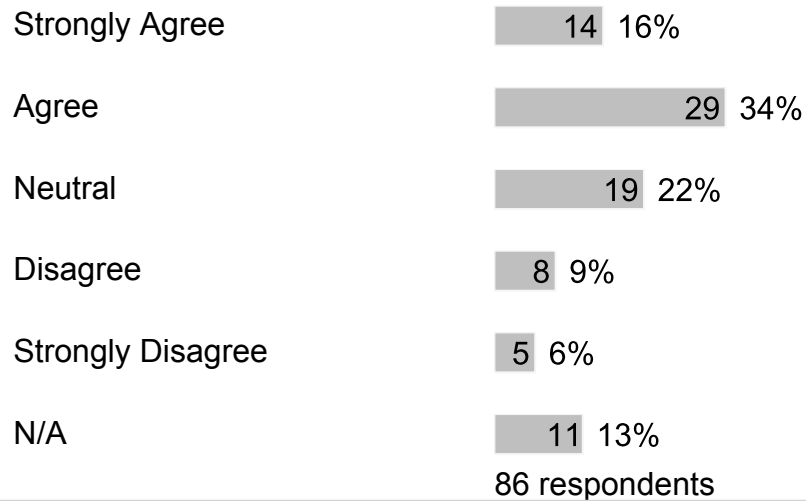
Strongly Agree 21 25%  
Agree 30 35%  
Neutral 14 16%  
Disagree 9 11%  
Strongly Disagree 3 4%  
N/A 8 9%

85 respondents

**13. Our school asks families for their ideas on the best way to communicate school-related information.**



**14. I ask families for their ideas on the best way to communicate school-related information.**



**15. I am accessible via e-mails, texts, phone calls, or personal visits.**



Neutral

2 2%

Strongly Disagree

1 1%

N/A

5 6%

85 respondents

## F. Additional Information

### 1. What else would you like to tell us?

Free form text answers are available in the exported CSV report