

CURRICULUM CONNECTIONS

The Three Little Pigs



Support for SEAS has been provided by the Frederick A. DeLuca Foundation and the following Funds at the Community Foundation of Broward:

Mildred H. Fagen Charitable Fund
Leonard & Sally Robbins Fund
Mary and Alex Mackenzie Community Impact Fund



Frederick A. DeLuca
FOUNDATION



COMMUNITY
FOUNDATION
OF BROWARD

What's included in Curriculum Connections:

Letter to Teachers...	page 2
Theater Etiquette...	page 3
From Page to Stage (How to explain adaptations)...	page 4
About The Three Little Pigs...	page 5
Pre and Post Show Worksheets/Links and Activities...	pages 6-11
Student to Family Cooperative Activity Ideas...	page 12
Florida Standards Alignments...	page 13
Student Theater Review...	page 14

Know Before you Go:

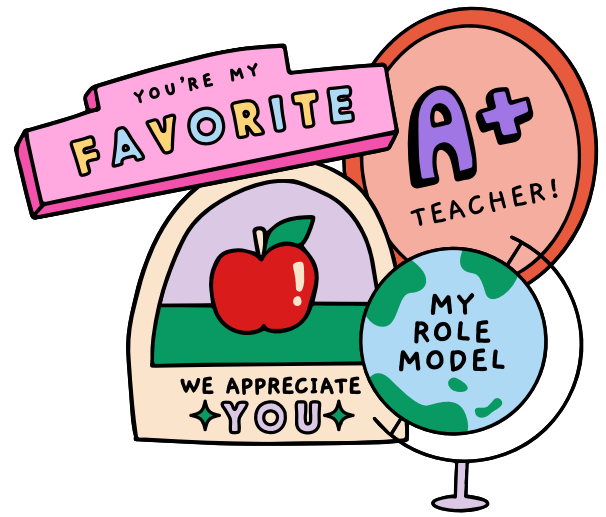
- Arrive at the theater 15 to 20 minutes before show time. Allow extra time for Broward County traffic. We are unable to start a show late.
- Please stay on the bus until greeted by a SEAS usher. At that time, please give the usher your BUS document and the usher will escort you to the theater.
- Remember to watch our Know Before You Go Video:

<https://tinyurl.com/ElementarySeasWelcome>



Dear Teacher,

We appreciate you!



This guide can help in your classroom, whether before or after coming to see a play or musical it can be used to highlight important concepts. The curriculum connections introduced by the Broward Center for the Performing Arts are always aligned to the Florida Standards with the idea that they introduce another tool to effectively implement engaging methods to bring the page to the stage.

Curriculum Connections improve comprehension, help students organize information, and assist students' metacognition by enabling students to check for understanding. It is designed to be used before or after coming to the theater unless otherwise stated and may contain activities for certain grade levels (this will be clearly labeled).

Curriculum Connections will always contain a reminder of theater etiquette as well as a social emotional learning activity, and a Student-Family Cooperative Activity. The activities may be re-printed for individual use, used on smart boards as class activities, or in groups. It is suggested to discuss the play or musical as a class before your field trip.

Remember to follow us on Facebook and Instagram @Broward Center Education and use the QR code (below) for our Teacher's Lounge to receive insight about discounted tickets and information for you and your students!

*nothing
but
gratitude!*

MUCH
appreciated






Theater etiquette

There is so much that goes into creating a show for the stage. Behind the scenes, there are people who control the lights and the sound, the sets and the props. There are directors, writers, producers, musicians, and choreographers. So many people work together to create the performance you and everyone in the audience watches.

It is helpful to remind students of appropriate audience etiquette by explaining and discussing WHY these rules of behavior are important:

- Restroom visits are best made prior to the performance.
- Listen carefully to the ushers and your teachers. This gets everyone to your seats quickly and ensures a pleasant experience.
- Turn watches and cell phones to silent.
- Walk single file, hold hand rails as you use the steps for your safety.
- Listen carefully to each performer. They are working hard to entertain and inform with lots of clues about the story.
- Refrain from TALKING. This allows everyone to enjoy the show without distraction. Sometimes we think that if we whisper it is okay. But, if everyone in the audience whispers, it becomes disruptive.
- Laugh if something is funny, but not too loudly, you don't want to miss any dialogue.
- Photography and recording are not permitted.
- Pay attention to the lighting, scenery, costumes and music. All of these elements help provide more details to tell the story in an interesting way.
- Applaud (clap) and laugh at the right moments. This shows the performers that you respect and appreciate their work.

From Page to Stage



Books make wonderful theater! When adapting a book however, changes must be made to the plot, setting and/or characters to accommodate the length of the play or to help bring the show to life on stage!

Here are some famous adaptations you may know:

Legally Blonde/Les Miserables/The Wonderful Wizard of Oz/Mary Poppins/How the Grinch Stole Christmas/The Color Purple/A Christmas Carol/The Secret Garden/Charlie and the Chocolate Factory/Cinderella/Alice in Wonderland/Beauty and the Beast/Romeo and Juliet

Vocabulary to share with students:

Adaptation: Something that has changed so that it can be presented in another form.

Playwright: A person who writes plays.

Lyricist: A person who writes the words of a song.

Composer: A person who writes music.

Author: A person who writes something such as a book or an article.

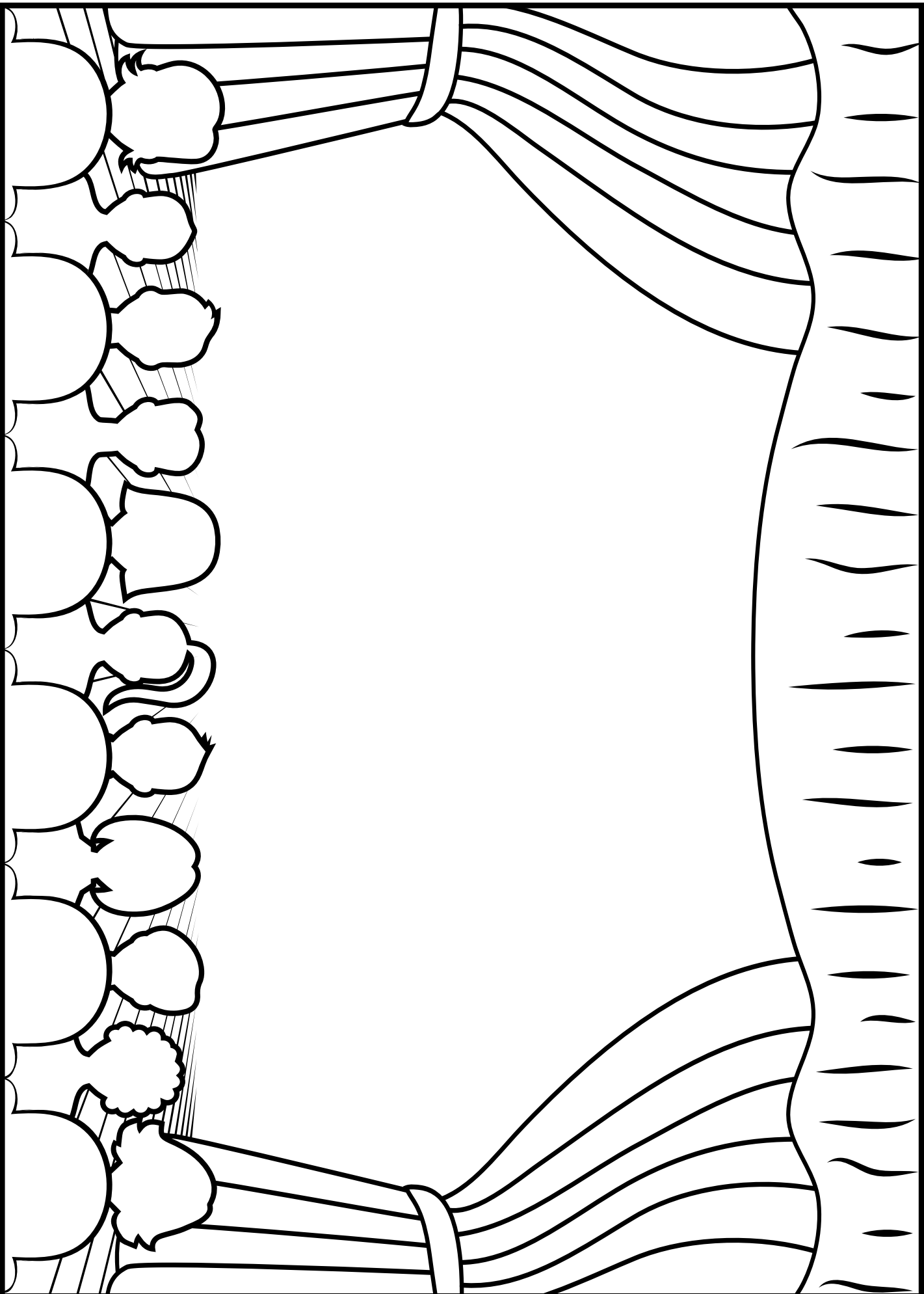
Characters: the individuals portrayed by actors in a play or musical.

Director: A key creative figure in theater responsible for overseeing the artistic aspects of a production.

Pre-Show creative questions:

Ask your students, "If you could adapt any book for the stage, which book would you choose and why?" Invite them to draw a picture of the story they would adapt on stage. Define "costumes" "set" and "props" ask students to draw what the set would look like on stage as well as the characters' costumes. (Use the next page to spark creativity)

Choose a book or story to adapt to a play or musical.
Draw a picture of the set and props and/or actors in costume here.



The Three Little Pigs Synopsis


An original musical that explores the flaws of human nature through the eyes of a family of stubborn pigs and one very famous wolf.

The story begins when Papa Pig informs his children that they must leave the comforts of the pen and make their own way in the world. Before they go, Papa leaves each “child” with an important piece of advice: (1) “Be sure to build a strong, sturdy house,” (2) “Beware of the Big Bad Wolf,” (3) “United we stand, divided we fall.”

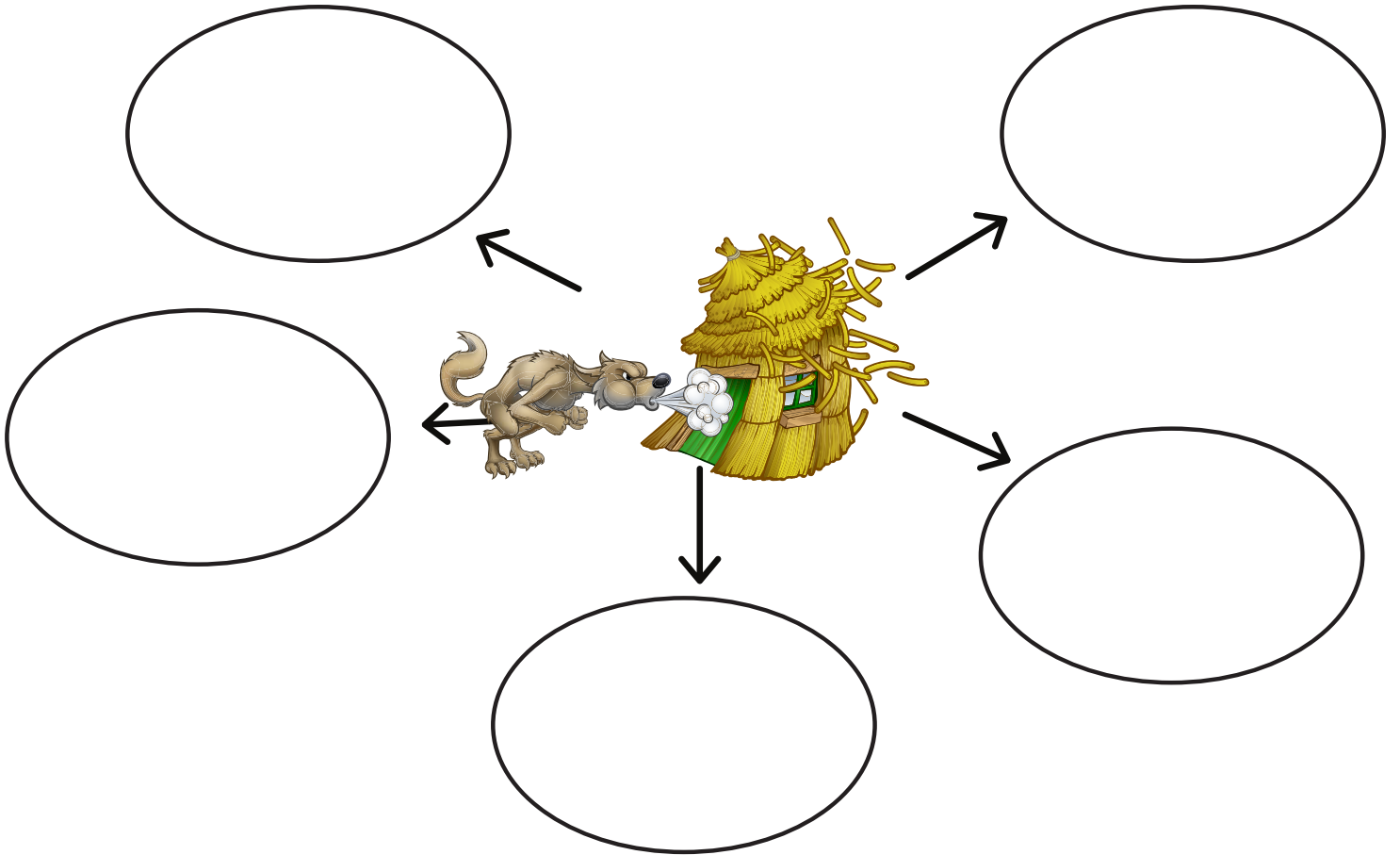
Left with only Papa’s words and one cabbage between them, the greedy pigs immediately begin to argue over the food and how to build the best house. Sibling rivalry takes over and they hastily part ways.

Alone in the woods their weaknesses become evident as the Big Bad “Rapping” Wolf blows down their homes of straw and wood. Desperate for shelter, the siblings realize that their only hope is to join forces to battle the hungry wolf.

By combining their individual strengths the three pigs become a team and finally understand what Papa meant when he said “United we stand, divided we fall.” Even the Big Bad Wolf turns out to be not so bad in a surprise ending that reunites the entire family and teaches everyone to live peacefully. With creative dramatics the entire audience helps out the pigs and learns a valuable lesson about diversity and tolerance along the way.



The Three Little Pigs Creative Writing



Directions: Use the character map to use words that describe THE BIG BAD WOLF (above).

Next, write a story using the words you used to describe THE BIG BAD WOLF (below):

The Three Little Pigs Sequencing






Arrange the sequence of the story by cutting and pasting
the pictures into the correct order.

First

Then

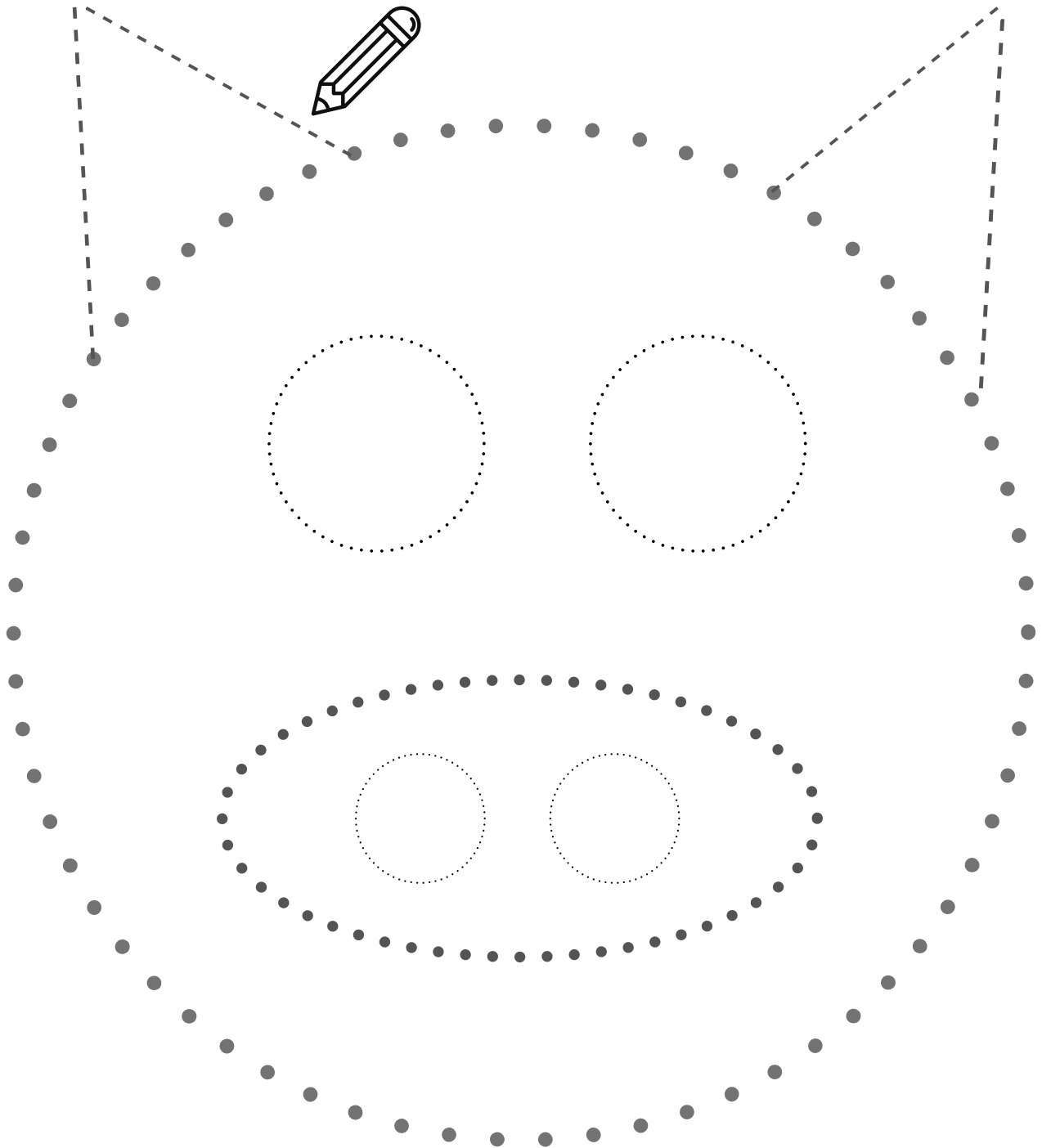
Next

Last








The Three Little Pigs Make a Pig Mask

Trace the shapes and color your mask



The Three Little Pigs Counting Pig Shapes

How many pig shapes do you count? Write the number in the box.



The Three Little Pigs



Are you a team player? Work with your team to identify what teamwork skills are needed for teams to work together effectively.

Good teamwork looks like

(Draw it):

Good teamwork sounds like

(List 3 or more things):

- 1.
- 2.
- 3.

What are the benefits of being a strong team player?



The Three Little Pigs: SEL

COMPLIMENT YOURSELF

Take a moment to think about how other people view you.

What are five nice things others would say about you, that you are proud of?


1

2

3

4

5



K-5 Student to Family Cooperative Activity Ideas:

- Create a home theater space: Dedicate a specific area in your home as a temporary theater space. It can be anywhere with a little bit of space to "put on a show". Create a cozy ambiance with lighting and comfortable seating.
- Create tickets and programs: Design and print them at home or even hand made. Deliver the tickets to family members, and the programs can include information about the performance, cast, and crew. This adds a touch of authenticity and excitement.
- Snack bar and concessions: Set up a snack bar or concessions stand with a variety of treats and refreshments. You can even create special themed snacks related to the performance you are watching.
- Interactive viewing experience: Encourage audience participation during the performance. For example, during a musical, you can sing along to the songs and clap during applause-worthy moments!
- Post-show discussions: After the performance, have a family discussion about the show. Share your thoughts, favorite moments, and discuss the themes or lessons portrayed. This can foster critical thinking and encourage creativity in your kids.
- **Remember, the goal is to create a memorable and immersive experience. Adapt these ideas based on your family's preferences and the resources available to you. The key is to have fun and enjoy the theater experience in your digs!**

Additional Activity Ideas:



- Memory jars: Create a memory jar with your children. Write down favorite childhood memories on small pieces of paper and put them in a jar. Each week or month, take turns pulling out a memory and sharing it. This can spark conversations and lead to further discussions about your childhood experiences, and theirs too!
- Bedtime stories: Instead of reading traditional bedtime stories, take turns sharing personal stories from your childhood. These could be tales of adventure, funny incidents, or heartwarming experiences. This can create a strong bond between you and your children as you share personal narratives.
- Encourage your kids to create their own journals or scrapbooks to document their childhood memories. Take the opportunity to share your childhood stories as you help them with their own projects. You can even contribute by adding some of your own stories or mementos to their journals.
- What was your favorite song, band or genre growing up? Play a few songs for your child/children and let them play a few of their favorites for you!
- Create traditions with your child/children!: Establish special rituals or traditions that you can share. It could be a weekly movie night, cooking together on weekends, going for a walk after dinner, or singing at the top of your lungs before bedtime.

The Three Little Pigs Standards Alignment

Standards Alignment: The activities in this guide are aligned with the standards listed below. When teachers incorporate the arts, they increase student engagement, offer multiple points for students to access the curriculum, and provide alternate means for students to demonstrate what they know.

Florida's Benchmarks for Excellent Student Thinking (B.E.S.T.)	
Kindergarten through Grade 12/ English Language Arts	
ELA.K.12.EE.1.1	Cite evidence to explain and justify reasoning.
ELA.K.12.EE.2.1	Read and comprehend grade-level complex texts proficiently.
ELA.K.12.EE.3.1	Make inferences to support comprehension.
ELA.K.12.EE.4.1	Use appropriate collaborative techniques and active listening skills when engaging in discussions in a variety of situations.
ELA.K.12.EE.5.1	Use the accepted rules governing a specific format to create quality work.
ELA.K.12.EE.6.1	Use appropriate voice and tone when speaking or writing.
ELA.K.R.1.4	Identify rhyme in a poem.
Theater	
TH.1. O.2.1	Describe in words or by drawing a picture, the most exciting part in the story line of a play.



My Theater Review

I saw: _____

Reviewed by: _____

This play/musical was about...

Here's a drawing of
my favorite character:

It made me feel:

I learned:

I gave this play/musical stars.



**We'd love to hear from you! If you'd like to submit this review,
please send to jenriquez@browardcenter.org**