



CAMBRIDGE
International Examinations

Cambridge International School

Scholar Program 2019 – 2020

Sawgrass Springs Middle School
7th Grade Spring

Scholar Program Vision



- ▶ Program for academically talented / gifted students
- ▶ Accelerated and rigorous academic program
- ▶ Prepares students for Advanced Placement / Dual Enrollment classes in high school
- ▶ Offers the opportunity to complete up to 8 high school credits in middle school

Student Requirements

- ▶ Achieve high proficiency levels on Florida Standards Assessment (FSA)
- ▶ Enroll in at least 4 high school credits by the start of the 8th grade year
- ▶ Maintain high grades (A or B) in all high school credit classes
- ▶ Acceptance into National Junior Honor Society (NJHS) = 15 hours of service
- ▶ Must be socially and emotionally mature
- ▶ Regular attendance
- ▶ Positive behavior
- ▶ Punctual
- ▶ Organized
- ▶ Intrinsically Motivated

Academic

Social / Behavioral

Benefits

The background features a central illustration of a torch with a yellow flame and green leaves. Surrounding the torch are several light green stars of varying sizes. The bottom left corner has a green and black geometric design.

- ▶ Automatic acceptance into the Coral Glades Cambridge Program.
- ▶ Students can leave middle school with up to 8 high school credits
- ▶ Meeting with guidance counselor for progress check each semester
- ▶ Yearly college visitation field trips
- ▶ Leads to accelerated high school programs and dual enrollment
- ▶ Saves money on college credits
- ▶ Exposes students to rigorous coursework to prepare them for college and career


High School Preparedness

- ▶ Students can earn up to 8 high school credits at SSMS
 - Core Subject Areas
 - Honors Algebra
 - Honors Geometry
 - Honors Physical Science
 - Honors Biology
 - Spanish 1,2, and Honors 3

Electives

- Introduction to Computer Science
- Introduction to Engineering
- Band, Orchestra, and Chorus
- Debate

Health Opportunities through Physical Education (HOPE)

- ▶ Recommended
 - ▶ Complete on-line program through Broward Virtual School
 - ▶ Recommended during the summer before 8th Grade year
 - ▶ Satisfies high school online course requirement and health / PE requirement
- 

Broward Virtual School / Florida Virtual School www.flvs.net

The screenshot shows a web browser window displaying the FLVS website. The browser's address bar shows the URL <https://www.flvs.net>. The website has a blue header with the FLVS logo on the left and navigation links for HOME, SIGN UP, LOGIN, QUICKLINKS, CONTACT, SEARCH, and MENU on the right. Below the header, a message reads: "Wondering where to login? If you previously logged in through myFLVS, choose FLVS Flex from the login link above." The main content area features a large white text block: "Welcome to Florida Virtual School — the fully accredited, online school built for your personalized learning." Below this text is a link that says "FIND OUT MORE. SCROLL DOWN." with a downward arrow. At the bottom of the page, there is a decorative banner with various icons representing education, technology, and learning, including gears, a lightbulb, a speech bubble, and mathematical symbols like $(=)$, $+$, \times , and y . The Windows taskbar at the bottom shows several open applications, including a browser window titled "FLVS_ Online High,....html", a PDF viewer for "BucketList.pdf", and a "Hint-Box.pdf" window. The system tray in the bottom right corner shows the time as 3:35 PM and the date as 4/22/2016.

Click “County Virtual School Grade 6–12

The screenshot shows a web browser window with the URL <https://www.flvs.net>. The browser's address bar and tabs are visible at the top. The website's header includes the FLVS logo and navigation links: SIGN UP, LOGIN, QUICKLINKS, CONTACT, SEARCH, and MENU. A central modal menu is displayed, listing four educational options:

- FLVS Flex**: Course options with flexible start dates, available year-round. Includes buttons for GRADES 6-12 and GRADES K-5.
- FLVS Full Time**: A full-time public school following the traditional school year. Enrollment for grades 6-12 opens June 1. Includes buttons for GRADES 6-12 and GRADES K-5.
- County Virtual School**: FLVS courses available through your school district. Includes a button for GRADES 6-12.
- FLVS Global School**: Tuition-based courses for students outside of Florida. Includes a button for GRADES 6-12.

At the bottom of the modal, there is a link: "Not sure which option? [Click here.](#)"

The Windows taskbar at the bottom shows several open applications: FLVS_Online_High...html (Canceled), BucketList.pdf, and Hint-Box.pdf. The system tray on the right indicates the time is 3:37 PM on 4/22/2016.

Click “New Students Start Here”

The screenshot shows a web browser window with the URL <https://ar.flvs.net/Step1WarmUp.aspx?ret=?wa=wsignin1.0&wtrealm=https%3a%2f%2far.flvs.net%2f&wctx=rm%3d0%26id%3dpassive%26ru%3d%252f%253fsource%253dsignupModal%252ffranchise&...> The page features the FLVS logo at the top. Below it, a blue banner contains the text "Welcome! Let's get started." and a list of four numbered steps: 1. Customize your results, 2. Browse your Course Catalog, 3. Create your account, and 4. Finish your sign-up. A prominent orange button labeled "New Students Start Here" is positioned below the list. To the right, a section titled "Already have an FLVS student login?" includes a link for "Existing Parents & Counselors Click Here" and a login form with fields for "User Name" and a password, a "Remember my User Name" checkbox, and a "Login" button. A link for "Forgot User Name/Password?" is also present. The footer contains the toll-free number "1.800.374.1430 or Contact Us", a copyright notice for 2012 Florida Virtual School, and social media icons for FAQs, Facebook, Twitter, and YouTube.

flvs

Welcome! Let's get started.

- 1 Customize your results**
On the next page, you'll notice that we have a couple of questions for you. Wondering why? It is all so that we can customize a course catalog for you!
- 2 Browse your Course Catalog**
- 3 Create your account**
- 4 Finish your sign-up**

New Students Start Here

Already have an FLVS student login?

Existing Parents & Counselors Click Here

Existing Students Login Here

User Name

Remember my User Name

Forgot User Name/Password?

Login

Toll Free: 1.800.374.1430 or [Contact Us](#)

© 2012 Florida Virtual School. All rights reserved. | [Privacy Policy](#)

FAQs | Stay Connected

[Q](#) [f](#) [t](#) [v](#)

Click “Florida”, Broward, Public Charter School Student, then Continue”

flvs FLVS Login

Let's customize your catalog

Why are you asking this? [?](#)
Military Family? [?](#)

Choose a County
Broward ✓

Choose a Student Type
Public/Charter School Student ✓
I don't know

[Continue](#)

[Another US State](#) [Outside the US](#)

Toll Free: 1.800.374.1430 or [Contact Us](#)

© 2012 Florida Virtual School. All rights reserved. | [Privacy Policy](#)

FAQs [Stay Connected](#)

[G+](#) [f](#) [t](#) [v](#)

FLVS_Online High,....html Canceled BucketList.pdf Hint-Box.pdf Show all downloads... x

3:38 PM 4/22/2016

Click “Specified Subject then Subject Level”

The screenshot shows a web browser window with the URL <https://ar.flvs.net/Coursecatalog.aspx>. The page features a search bar at the top with the text "Search Subject, Course Name, Course Code" and a "Reset Search" link. Below the search bar, the "Health / Physical Education" section is displayed, categorized by "High School" and "Middle School".

Education Level

- High School
 - Regular
 - Honors
 - Advanced Placement
- Middle School
 - Regular
 - Advanced

Subjects

- Art / Visual Arts
- Business Technology
- Career Technical Education
- English
- Experiential Education
- Foreign Language
- Health / Physical Education
- Journalism
- Leadership Skills Development
- Mathematics
- Music
- Peer Counseling
- Research and Critical Thinking
- Safety and Driver Education
- Science
- Social Studies
- STEM Computer Programming/Computer Science

High School

- Adaptive Physical Education IEP or 504 ...
- Fitness Lifestyle Design
- Health Opportunities through Physical E...
- Life Management Skills
- Life Management Skills
- Outdoor Education
- Personal Fitness

Middle School

- M/J Comprehensive PE - Grades 6/7
- M/J Comprehensive PE - Grades 7/8
- M/J Fitness - Grade 6

Public School
Based on FLVS course registration guidelines, all public and charter school students are able to take up to three (3) courses at one time.

The Windows taskbar at the bottom shows the time as 3:40 PM on 4/22/2016. The taskbar includes icons for the Start menu, Internet Explorer, File Explorer, Google Chrome, and several open applications.

Click “Select All Segments”

flvs Course Description

FLVS Login

Backpack 0 (Limit 3)

Browse Catalog 1 Create account & sign-up 2 Finish sign-up 3

Health Opportunities through Physical Education (HOPE)

Your path to lifelong fitness starts here. You'll set a variety of goals that will guide you toward ...

Total Credits: 1.0
Course Code: 3026010
Est. Completion Time: 2 segments / 32-36 weeks
Cost: Free To Florida Residents

Share Tweet

Add This Course Course Details [Back to Courses](#)

1 Choose the segment(s)/semester(s) you want to take

Think of a segment as a traditional semester, or 16-18 weeks. At FLVS, you move at your own pace, so a segment may take you 8 weeks or 24 weeks. Two segments equal a full year of any course.

Materials Required: MOVband fitness monitor highly recommended. The device will calculate your total daily movements and it will be integrated with your activity logs. Purchase your MOVband here. <https://shop.movable.com/basic-florida.html>

Choose Segments

All Segments

Establishing secure connection...

FLVS_Online High,....html Canceled BucketList.pdf Hint-Box.pdf

Show all downloads...

3:43 PM 4/22/2016

Click “Select a Preferred Start Date”
(the course will begin 1–14 days from preferred start date)

Select Broward Virtual
(unless it is not available)

The screenshot shows a web browser window displaying the FLVS Course Detail page for "Health Opportunities through Physical Education (HOPE)". The URL is <https://ar.flvs.net/CourseDetail.aspx?courseid=757&coursetypeid=1>. The page features the FLVS logo, a "Course Description" header, and a progress indicator with three steps: "Browse Catalog" (1), "Create account & sign-up" (2), and "Finish sign-up" (3). The course title is "Health Opportunities through Physical Education (HOPE)", with a subtitle "Your path to lifelong fitness starts here. You'll set a variety of goals that will guide you toward ...". Course details include: Total Credits: 1.0, Course Code: 3026010, Est. Completion Time: 2 segments / 32-36 weeks, and Cost: Free To Florida Residents. A "Choose Segments" dropdown menu is visible, currently set to "All Segments". The page also includes social media sharing options (Share, Tweet) and a link to purchase a MOVband fitness monitor. The browser's taskbar at the bottom shows the Windows Start button, several open applications (Internet Explorer, File Explorer, Chrome, Word, etc.), and the system tray with the date and time (3:43 PM, 4/22/2016).

Review your “Backpack” then click “Continue”

The screenshot shows a web browser window with the URL <https://ar.flvs.net/MyFLVS.aspx>. The page title is "flvs Backpack". A progress bar at the top indicates three steps: "Browse Catalog" (1), "Create account & sign-up" (2), and "Finish sign-up" (3). A "Backpack 1 (Limit 3)" icon is visible in the top right. The main heading is "My Backpack". Below it is a table with the following data:

Course	Credits	Segment/Semesters	Earliest Preferred Start Date	Virtual School	Survey	Edit	Delete
Health Opportunities through Physical Education (HOPE) Code: 3026010	1.0	Segment 1 Segment 2	05-02-2016	Broward Virtual School	View		

At the bottom of the table area, there are two buttons: "Add More Courses" and "Continue". The Windows taskbar at the bottom shows the time as 4:00 PM on 4/22/2016.

Click “Create My Account”

Browser tabs: (467 unread) - chantaejj - Attendance Editor - Listen to Top Radio St... - Ticketmaster Member Ser... - FLVS | Online High, Middl... - Warm-up 3

Address bar: <https://ar.flvs.net/MyFLVS.aspx>

flvs

What happens next?

- ✓ Customize your results
- ✓ Browse your Course Catalog
- 3 Create your account**
Now that you have chosen the course(s) you want, let's create your account and start the sign-up process! In this step, you will need to know some key information like your address, phone number, social security number and parent/guardian contact info.
- 4 Finish your sign-up

Create My Account Go Back to My Backpack

Toll Free: 1.800.374.1430 or [Contact Us](#)

© 2012 Florida Virtual School. All rights reserved. | [Privacy Policy](#)

FAQs Stay Connected

Q f t

Taskbar: Establishing secure connection... FLVS _ Online High,....html Canceled BucketList.pdf Hint-Box.pdf Show all downloads... 4:00 PM 4/22/2016

Fill in the student information to sign up.

The image shows a screenshot of a web browser displaying the FLVS (Florida Virtual School) website. The browser's address bar shows the URL <https://ar.flvs.net/MyFLVS.aspx>. The page features the FLVS logo and a navigation menu with options like 'What happens here?', 'Customize your account', 'Browse your courses', 'Create your account', and 'Finish your sign up'. A prominent orange button labeled 'Create My Account' is visible. A modal window titled 'New Student Sign Up' is open, containing the following fields:

- First Name** (required), **Middle Name**, **Last Name** (required)
- Email** (required), **Confirm Email**, **Date of Birth** (Month, Day, Year dropdowns)
- User Name** (required), **Password** (required), **Confirm Password** (required)
- Security Question 1** (dropdown), **Security Answer 1**
- Security Question 2** (dropdown), **Security Answer 2**

Additional text includes: 'Now that you have created your account, you will need to provide additional information like your parent/guardian contact information.' and '* Password Requirements *'. The form has 'Cancel' and 'Sign Up' buttons at the bottom. The Windows taskbar at the bottom shows the time as 4:00 PM on 4/22/2016.

Fill in Student Number ID Florida, not District ID

Personal Information Next

*First Name: TEST Middle Name: Last Name: KID Date of Birth: Apr 10 2006

*Gender: Female *Birth Country: United States *Primary Language: English Social Security Number: XXX-XX-XXXX

Personalized Learning Scholarship Account

I am an eligible participant in the Personalized Learning Scholarship Account

If you have indicated that you are an eligible recipient of the program, you will be required to supply your social security number in the Personal Information section. This information is needed for all students in the program during registration for identification purposes.

Physical School

*Current Grade Level: 07 *County: Broward *Student Type: Public/Charter School Student Number ID Florida: 06
Request from my school

*School Name: Sawgrass Springs Middle School *School Counselor: My counselor is not listed District Student ID:

My school is not listed

Address

*Please Enter Your Address Add Address

Add address and phone number for the student

The screenshot shows a web browser window with the URL <https://ar.flvs.net/StudentProfile.aspx?Mode=ModeNew>. The page title is "Personalized Learning Scholarship Account".

I am an eligible participant in the Personalized Learning Scholarship Account

If you have indicated that you are an eligible recipient of the program, you will be required to supply your social security number in the Personal Information section. This information is needed for all students in the program during registration for identification purposes.

Physical School

*Current Grade Level [Ⓜ] 07	*County Broward	*Student Type Public/Charter School St	Student Number ID Florida [Ⓜ] <input type="text"/> <small>Request from my school</small>
*School Name [Ⓜ] Sawgrass Springs Middle School <small>My school is not listed</small>	*School Counselor My counselor is not liste	District Student ID [Ⓜ] <input type="text"/>	

Address

*Please Enter Your Address Add Address

Telephone

*Please Enter Your Telephone # Add Telephone

Next

Establishing secure connection... [Contact Us](#) [FAQs](#) [Stay Connected](#)

Taskbar: FLVS_Online High...html, BucketList.pdf, Hint-Box.pdf, 4:31 PM 4/22/2016

Add Information for Parent / Guardian

Parent / Guardian Information

Go Back Next

Personal Information

*Parent/Guardian Type
Please Choose

*First Name

Middle Name

*Last Name

*Email Address @

Address

*Please Enter Your Address

Address same as student profile

Add Address

Telephone

*Please Enter Your Telephone #

Add Telephone

Add Another Parent/Guardian

Go Back Next

Establishing secure connection...

FLVS_Online High,...html Canceled

BucketList.pdf

Hint-Box.pdf

Show all downloads...

4:33 PM 4/22/2016

Review Course, Student, and Parent Information

The screenshot shows a web browser window with the URL <https://ar.flvs.net/EnrollmentPreview.aspx>. The page title is "Course Request Summary Preview".

Course	Credits	Segment/ Semesters	Earliest Preferred Start Date	Virtual School	Survey
Health Opportunities through Physical Education (HOPE) Code: 3026010	1.0	Segment 1 Segment 2	05-02-2016	Broward Virtual School	View

[Edit Backpack](#)

Student Information [Edit](#)

Legal Name: TEST KID
Grade: 07
Date of Birth: Apr 10, 2006
Email Address: OGFORREAL@GMAIL.COM
Phone: 754.222.4566
Residential County: Broward
Physical School Name: Sewgrass Springs Middle School

Parent/Guardian Information [Edit](#)

Type: Mother
Name: CHERYL GORDON
Email Address: OGMOMMA@GMAIL.COM
Phone: 754.222.4566

This is a preview of your course request and account information. If you need to make changes, you can do that by selecting 'Edit' on this page.
If you are okay with your information on this page, select 'Continue'.

[Continue](#)

The browser's taskbar at the bottom shows several open applications: FLVS_Online High...html (Canceled), BucketList.pdf, Hint-Box.pdf, and a Windows taskbar with icons for Internet Explorer, File Explorer, Google Chrome, and other system utilities. The system clock shows 4:37 PM on 4/22/2016.

Agree to Student and Parent Commitment

The screenshot shows a web browser window with the URL <https://ar.flvs.net/Agreement.aspx>. The browser tabs include 'Attendance Editor', 'Listen to Top Radio St...', 'Ticketmaster Member Se...', 'FLVS | Online High, Midd...', and 'Agreements'. The page content is as follows:

1 Student Commitment

By clicking the "I Agree" button at the bottom of this page, I agree to submit 100% of my own work, and I commit to Academic Integrity by registering as a student at Florida Virtual School (FLVS). By clicking the "I Agree" button, I also agree to take a proctored exam at any time if requested. I understand that I may be required to have a web camera in order to complete this process. In addition, I agree that for any form of proctoring, I will need a picture ID. I also understand that should I finish the segment in an extremely accelerated pace, I may be subject to additional accountability measures. Failure to comply with the Academic Integrity commitment or refusing to take a proctored exam will be grounds for removal from the FLVS program. Further, I agree to comply with all of the policies and procedures listed in the FLVS district Student Progression Plan and FLVS Code of Conduct/Student Handbook, which is posted on my VSA Student dashboard and at www.flvs.net.

I agree (Student Only)

2 Parent/Guardian Commitment


Parent/Guardian is allowed to agree to FLVS on behalf of their student

As a parent/guardian of the above named student, I authorize the enrollment of the student into the Florida Virtual School (FLVS) program according to the policies and procedures of the Florida Virtual School listed in the FLVS district Student Progression Plan, published at www.flvs.net, and the FLVS Student/Parent Handbook, published to my student's VSA dashboard and at www.flvs.net.

I agree (Parent/Guardian Only)

The Windows taskbar at the bottom shows the following open applications: 'FLVS _ Online High, ...html Canceled', 'BucketList.pdf', and 'Hint-Box.pdf'. The system tray on the right shows the time as 4:37 PM on 4/22/2016.

FYI

- ▶ Once you have completed registration, the course will be sent to Guidance for approval. Please check your FLVS account often to see if you have been placed in a course.
 - ▶ Once you have been placed in course you must complete a “Welcome Call”. If you do not complete the “Welcome Call”, you will be withdrawn from the course. This withdrawal will take place even if you have been working in the course.
 - ▶ The course takes between 32–36 weeks to complete. FLVS courses utilize traditional pace charts, designed to keep students on track. However, pace is flexible. Upon activation in the course, students can work with their teachers to create pace charts that better meet their needs. Students may also complete elect to complete extra assignments each week, therefore completing the course in less time.
 - ▶ If you have several weeks of inactivity you may be withdrawn from the course automatically.
 - ▶ You have 14 days to make sure that this is the correct course for your student. If you wish to withdraw you can do so without penalty within the first 14 days. If you choose to withdraw on day 15 or after you will either be withdrawn with a “W/D Passing” if you have a 69 or higher or with “W/D Failing” if you have a 69 or lower.
- 

Sample Grade 8 Schedule

- ▶ Advanced / Gifted Language Arts
- ▶ Advanced / Gifted Science or **Biology Honors**
- ▶ Advanced / Gifted American History
- ▶ **Regular/Honors Algebra or Geometry Honors (GEM)**
- ▶ Choice of 2 Electives:
 - **Debate 1 Honors**
 - **Spanish 2 or 3 Honors**
 - **Introduction to Engineering Design**
 - **Advanced IT Honors**
 - **Vocal / Instrumental Techniques**

Core Subject Courses


Elective Courses



NAVIANCE Family Connection

- ▶ College and Career Planning Portal for Students and Families
 - Career Exploration: College and Career Self-Assessments
 - Academic Planning: Finding the right courses for college and career.
 - College Planning: College research, applications, recommendations, scholarships, and enrichment programs.
 - Individual Learning Plans: Tangible and action-oriented plans to reach college and career goals.

Practice Scholastic Aptitude Test (PSAT)

- ▶ Available to 8th Grade Students
 - ▶ Provides usable information on weaknesses and strengths for the SAT.
 - ▶ Provides experience sitting for a long/rigorous test.
 - ▶ Needed to qualify for the National Merit Scholarship.
 - ▶ Will be held in first semester at Sawgrass Springs Middle.
- 

Benefits of AICE



- International High School Diploma
- College Credit & Weighted GPA
- Rigorous course work
- Bright Futures Scholarship Automatic Qualifier (in Florida)

Sample Grade 9 Schedule Choices

- ▶ English 1 Gifted / Honors
- ▶ Chemistry Honors
- ▶ Algebra 2 Honors
- ▶ **AP Biology**
- ▶ **AP Human Geography**
- ▶ Choice of 2 Electives:
 - Academic / Honors Elective Multiple Choices
 - Recommended:
 - Debate Honors
 - Newspaper / Yearbook Honors
 - Engineering
 - Distributive Education Clubs of America (DECA)
 - Foreign Language

Core Subject Courses

Elective Courses

Tips

The background features a central torch with a yellow flame and green leaves, surrounded by several light green stars. The bottom left corner has a green and black gradient.

- ▶ Students: Know Yourself!
- ▶ Parents: Know Your Children!
- ▶ Colleges are looking for well rounded students
- ▶ Time management (ie. appropriate course load)
- ▶ Colleges are looking for extra-curricular activities
- ▶ Don't forget to smell the roses!!!

Questions / Concerns



The graphic features a central torch with a green flame, set against a background of light green stars. The bottom of the image shows a green, textured ground area. The text is centered over the torch and stars.

Scholar Program 2019 -2020

Sawgrass Springs Middle School