



**Adopted**

**Fiscal Years 2020-21 to 2024-25**

**DISTRICT EDUCATIONAL FACILITIES PLAN**

**Robert W. Runcie**  
**Superintendent of Schools**

**September 1, 2020**



**600 SE THIRD AVENUE**  
**FORT LAUDERDALE, FL 33301**

## School Board of Broward County, Florida

---



**Chair**  
**Donna P. Korn**  
Countywide At-Large, Seat 8



**Vice Chair**  
**Dr. Rosalind Osgood**  
District 5



**Robin Bartleman**  
Countywide At-Large,  
Seat 9



**Ann Murray**  
District 1



**Patricia Good**  
District 2



**Heather P. Brinkworth**  
District 3



**Lori Alhadeff**  
District 4



**Laurie Rich Levinson**  
District 6



**Nora Rupert**  
District 7

# Robert W. Runcie

## Superintendent of Schools

---



As Superintendent of the nation's sixth largest school district – with over 270,000 students in 337 schools and approximately 30,000 employees – Broward County Public Schools Superintendent Robert W. Runcie is committed to Educating Today's Students to Succeed in Tomorrow's World.

The School Board of Broward County, Florida, prohibits any policy or procedure which results in discrimination on the basis of age, color, disability, gender identity, gender expression, genetic information, marital status, national origin, race, religion, sex or sexual orientation. The School Board also provides equal access to the Boy Scouts and other designated youth groups. Individuals who wish to file a discrimination and/or harassment complaint may call the Director, Equal Educational Opportunities/ADA Compliance Department & District's Equity Coordinator/Title IX Coordinator at 754-321-2150 or Teletype Machine (TTY) 754-321-2158.

Individuals with disabilities requesting accommodations under the Americans with Disabilities Act Amendments Act of 2008, (ADAAA) may call Equal Educational Opportunities/ADA Compliance Department at 754-321-2150 or Teletype Machine (TTY) 754-321-2158.

### Visit Us

Kathleen C. Wright (KCW)  
Administration Building  
600 SE Third Avenue  
Fort Lauderdale, FL 33301

### Contact Us

754-321-0000

[browardschools.com](http://browardschools.com)





# AGENDA REQUEST FORM

## THE SCHOOL BOARD OF BROWARD COUNTY, FLORIDA

<b>MEETING DATE</b>	2020-09-01 17:30 - Special Meeting
<b>AGENDA ITEM</b>	SUPERINTENDENT'S RECOMMENDATION
<b>CATEGORY</b>	Superintendent's Recommendation
<b>DEPARTMENT</b>	Capital Budget

<b>Special Order Request</b>	
<input type="radio"/> Yes	<input checked="" type="radio"/> No
<b>Time</b>	
<b>Open Agenda</b>	
<input type="radio"/> Yes	<input checked="" type="radio"/> No

**ITEM No.:**  
1.

**TITLE:**  
Adopted District Educational Facilities Plan for the Five Years Beginning July 1, 2020

**REQUESTED ACTION:**  
Approve the Adopted District Educational Facilities Plan (DEFP) for the 5 years beginning July 1, 2020.

**SUMMARY EXPLANATION AND BACKGROUND:**  
The Adopted District Educational Facilities Plan is being presented for approval at this meeting and the public is invited to provide input. See Supporting Docs for continuation of Summary Explanation and Background.

**SCHOOL BOARD GOALS:**  
 Goal 1: High Quality Instruction   
 Goal 2: Safe & Supportive Environment   
 Goal 3: Effective Communication

**FINANCIAL IMPACT:**  
The financial impact of this item is to approve the \$3.2 billion Adopted District Educational Facilities Plan (ADEFP FY21) for the five years ending June 30, 2025. The first year of the ADEFP FY21 \$520.1 million will be incorporated into the District's FY2020-21 budget.

**EXHIBITS: (List)**  
(1) SUMMARY AND BACKGROUND (2) ADEFP FY21 Presentation 090120F\_ (3) ADEFP\_FY21

**BOARD ACTION:**  
  
(For Official School Board Records Office Only)

**SOURCE OF ADDITIONAL INFORMATION:**

Name: Omar Shim	Phone: 754-321-2080
Name:	Phone:

**THE SCHOOL BOARD OF BROWARD COUNTY, FLORIDA**  
**Senior Leader & Title**

Judith M. Marte - Chief Financial Officer

Signature

Approved In Open Board Meeting On: \_\_\_\_\_

By: \_\_\_\_\_  
School Board Chair



# Broward County Public Schools

## District Educational Facilities Plan FY21 to FY25

This District Educational Facilities Plan (DEFP-FY21) covers the five-year period beginning July 1, 2020, and ending June 30, 2025. This plan sustains funding for the SMART Program and other projects that were approved in the DEFP adopted on September 4, 2019.

### **COVID-19 Impact**

At this point the District does not anticipate a significant financial impact from the COVID-19 crisis on capital outlay funding. The primary source of capital revenues is derived from property taxes that is based on the taxable portion of the assessed property values; and the impacts of the COVID-19 crisis on those values are minimal. The District does, however, expect that operating funds will be impacted as a result of the economic impacts to sales tax revenues, which is a primary source of funding to the operating budget.

It is also important to point out that the capital investments that were made in the SMART Program to improve technology infrastructure and lower the student-to-device ratio played a critical role in the District's capability to provide educational services virtually to students during this crisis.

### **School Safety Funding**

Since the Marjory Stoneman Douglas (MSD) High School tragedy, District and school leadership remain focused on meeting the needs of students, employees and the entire school community during our emotional and difficult recovery process. In FY19, SB 7026 provided funding for MSD to meet the facility needs necessary to recover from this tragedy. In total, the 2018 Florida Legislature approved \$26.3 million for the District to:

- Provide portables
- Build a new permanent building
- Demolish the 1200 Building (State F.I.S.H. Building 12)
- Construct a monument

In the 2018-19 State budget the District received funding from a State security grant that the District used to fund \$6.2 million for security cameras and \$1.8 million on public announcement (PA) systems at schools. The District also entered into a \$19.8 million capital lease to implement additional PA systems and upgrade the District's radio communications system. In the 2019-20 State budget there is an additional \$4 million in State security grant funding that is included in this DEFP-FY20 update that will be used to implement additional school security upgrades. In DEFP-2021 the District is expected to get an additional \$3.3 million

# Broward County Public Schools



in funding for security items from the funds allocated in the State grant. In addition the District is using Federal funding in the E-rate program to further improve its infrastructure to support security cameras.

## **Funding for Capital Outlay Needs**

The DEFP FY21 presented sustains funding for district-wide maintenance, student and staff computers, school buses and white fleet vehicles. The plan also funds the District's debt service for past and current financings as well as funding for building leases, capital outlay staff and charter schools capital outlay.

New allocations in this plan include funding to support student information system, technology infrastructure and VOIP upgrade, as well as covered walkways and upgrades to BECON's infrastructure.

## **SMART Program**

The SMART Program is currently \$1,260.1 million and is supported with funding from the \$800 million General Obligation Bond (GOB) and other capital outlay funding. The scope of the SMART Program is mostly unchanged from the DEFP FY20. When the School Board approves budget amendments to projects as the construction contracts were awarded those amendments are incorporated into the individual school-by-school pages that outline the funding plan for each school.

More information about the SMART Program is available on a quarterly basis when the District prepares the quarterly Bond Oversight Committee reports. The website where this information can be found is: <http://www.broward.k12.fl.us/boc/index.html>

Each quarter after the Bond Oversight Committee meets, a representative from the Committee presents an update to the School Board at a workshop.



## **Reserves**

The District sustains reserves to stabilize the SMART Program and other projects in the DEFP. These reserves protect ongoing projects over the duration of the SMART Program so that changes in the economic environment and other risks are mitigated. There are SMART reserve funds the Board previously identified to be set aside for the SMART Program and additional funds are added in FY 2021. These reserves are shown on the Appropriations page, and details of the approved transactions that impact the reserve funds are shown in the Appendix.



# Broward County Public Schools

## Total SMART Reserve

\$225 million SMART Reserve established FY 2018  
\$211 million COPs Series 2020A  
**\$436 million**

At the July 21, 2020 School Board meeting, a new Project Management Owner's Representative (PMOR) contract was approved for an additional three (3) years with a financial impact of \$64.9 million. The agenda item approved \$17.7 million from the existing SMART project budgets and \$47.2 million from the capital budget unallocated reserve. The unallocated reserve is also available for future SMART Program budget impacts. Additional allocations into the SMART Program require the Board's approval, and all future amounts are subject to change based on economic conditions and the results of annual legislative action.

## COPs 2020

At the March 31, 2020, School Board of Broward County Emergency Meeting, the District authorized the issuance of Certificates of Participation (COPs), Series 2020A in an aggregate principal amount not to exceed \$250 million. The 2020A COPs issuance provides the supplemental funding for the additional costs for the SMART Program associated with the August 2019 updated SMART Program Risk Assessment/Market Conditions report from Atkins North America, Inc. (Atkins). Two hundred eleven million dollars of the \$250 million was added to the SMART reserve.

## Completed Projects

A list of completed projects are shown in the school-by-school listing. Completed projects are projects that have had financial activity and the scope of the projects is done. There may be some additional financial activity on these projects as the final payments are made and all the purchase orders are closed out. Any remaining balances for SMART Program projects will be returned to the SMART Program reserve so that when the Board awards projects these funds will be used to supplement the program. Remaining balances for completed projects that are not in the SMART Program will be returned to the unallocated reserve until the Board takes action to re-prioritize the funds for other District needs.

## Appendices

The Appendix section includes other information that is required by Section 1013.35, Florida Statutes, and the Citizens Concerned about our Children (CCC) Settlement Agreement to be included in the DEFP. The appendix schedules include: the Portable Transition Plan, the Public School Concurrency Plan (including the Level of Service Plan), the Allocation of Resources -10 and 20 Year Plan, and the Reserve Activity Report.



# Broward County Public Schools

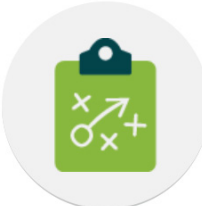






## Smarter School Spending Framework

Where applicable to the District’s Capital Outlay Plan, the District engages principles from GFOA Smarter School Spending Framework. Implementation of this framework is a part of the Finance Division’s objectives to continually improve how all of financial resources are in alignment with the District’s strategic objectives.



<https://smarterschoolspending.org/>

 <p><b>Plan and Prepare</b></p>	 <p><b>Set Instructional Priorities</b></p>	 <p><b>Pay for Priorities</b></p>	 <p><b>Implement Plan</b></p>	 <p><b>Ensure Stability</b></p>
<p>The planning and budgeting process begins with mobilizing key stakeholders, gathering information on academic performance and cost structure, and establishing principles and policies to guide the budget process</p>	<p>The budget needs to be rooted in the priorities of the district. Intentionally created instructional priorities provide a strong basis for developing a district’s budget and strategic financial plan, as well as presenting a budget document.</p>	<p>Current resources and expenditures must be thoroughly analyzed in order to find capacity to pay for top instructional priorities.</p>	<p>The “strategic financial plan” is the long-term road map for implementing the district’s instructional priorities. A “plan of action” describes how the strategic financial plan will be translated into coherent actionable steps.</p>	<p>The planning and budgeting process should be one that can be replicated in the future in order to ensure the district remains focused and plans accordingly for reaching its student achievement goals.</p>

## Supporting the District’s Strategic Plan

The main strategic goal achieved by publishing the District Educational Facilities Plan (DEFP) is Effective Communication. The DEFP is the District’s five-year capital improvement plan. The purpose of the District Educational Facilities Plan is to keep the School Board and the public fully informed on the District’s capital funding plan to meet the essential needs of students. The DEFP contains a detailed funding plan for each of the District schools and shows how the capital funds support the detailed plan as well as other district-wide funding that supports the District’s goals. Funding for the SMART Program, other capital construction projects, technology equipment, buses and support vehicles provides the means to create and maintain a Safe & Supportive Environment and allows the District’s educational professionals to have the appropriate classroom environments to provide High Quality Instruction to over 270,000 students.



# Broward County Public Schools



## 2024 Strategic Plan

**OUR VISION:** *Educating today's students to succeed in tomorrow's world.*

**OUR MISSION:** *Educating all students to reach their highest potential.*

### OUR CORE VALUES:

- S**tudent Focus
- T**eaching Excellence
- A**ccountability
- R**espect
- S**afety



### OUR GOALS:

High-Quality Instruction | Safe & Supportive Environment | Effective Communication

### OUR CAMPAIGNS & INITIATIVES:

#### Support Services for All

- Student, Employee, & Supplier Diversity
- Prevention, Intervention, & Assistance
- Social-Emotional Learning



#### Student Experience

- Achievement & Equity
- College, Career, & Life Readiness (PreK-Adult)
- Personalized Pathways
- Enrollment Optimization

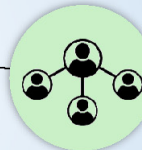
#### Retain, Develop, & Recruit

- Employee Retention & Recruitment
- Professional Learning for All
- Organizational Structure & Aligned Funding



#### Let's Connect

- Public Relations, Partnerships, & Legislation
- Internal Communication
- Marketing
- Customer Service



#### Our Data, Our Tools

- Data Governance & Use
- Tool Development, Implementation, & Use



#### Refresh, Redesign, & Reduce Risk

- Operational & Process Improvement
- Facilities & Asset Management
- Safety, Security, & Risk Mitigation



## Glossary of Terms

### 1. **General Obligation Bond (GOB)**

On November 4, 2014, the voters of Broward County authorized up to \$800 million in general obligation bonds to fund the Broward County Public Schools SMART Program. The issuance of the bonds are timed to align with the needs of the projects in the SMART Program. The first series was issued in June 2015 and the second series was issued February 2019. Within the \$800 million authorization, the actual amounts and timing of the future individual series may vary from what was initially planned based on the execution of projects and cash flow projections.

### 2. **SMART Program**

Safety, Music & Art, Athletics, Renovations and Technology (SMART), is an ongoing capital improvement program to address infrastructure and equipment needs of Broward County Public Schools. Funding sources include the \$800 million GOB and other capital funding.

### 3. **Program Years (SMART)**

Program Years refer to the years that funding is identified for SMART Program projects. Included in this DEFP-FY20 update, the program years refer to:

- Program Year 1 = Fiscal Year 2015
- Program Year 2 = Fiscal Year 2016
- Program Year 3 = Fiscal Year 2017
- Program Year 4 = Fiscal Year 2018
- Program Year 5 = Fiscal Year 2019
- Program Year 6 = Fiscal Year 2020
- Program Year 7 = Fiscal Year 2021
- Program Year 8 = Fiscal Year 2022

### 4. **Adopted District Educational Facilities Plan FY19 (DEFP-FY19)**

The District Educational Facilities Plan (DEFP) was adopted by the School Board on September 05, 2018. The DEFP is a five-year capital improvement plan and budget planning document that is revised annually and adopted by the School Board. The first year of the DEFP is incorporated into the District's capital budget. The DEFP and the budget is a projection of revenues and a plan to appropriate funding for anticipated expenditures. The DEFP includes revenues from the GOB and appropriations for the SMART Program projects.

### 5. **District Educational Facilities Plan (DEFP-FY20)**

An update to the DEFP-FY19 that includes revised revenue projections and updated appropriations. The update also incorporates amended project budgets that were approved by the School Board in the previous fiscal year.



# Broward County Public Schools

## 6. Fiscal Years

The District's Fiscal Year begins on July 1 each year and ends on June 30 in the following calendar year. For example, the fiscal year beginning July 1, 2020 and ending June 30, 2021 is referred to as "Fiscal Year 2021," "Fiscal Year 21," or "FY21".

## 7. SMART Website

The District's SMART Program website contains information on the SMART Program, links to specific project information and links to the SMART Program Bond Oversight Committee website.

<http://browardschools.com/smartfutures>

## 8. School Choice Enhancement

School Choice Enhancement funding {\$100,000) was allocated to every District school for a school-based, school-choice project to improve the condition of an instructional or educational space at the school. The District's Facilities and Construction Management Department {Facilities) is working with schools to develop and execute a project that meets each school's needs within the \$100,000 budget allocation.

## 9. Districtwide Funding

Funding/project(s) for locations other than schools.

## 10. Building Replacement

Requires additional analysis by the Design Professional hired to determine if a building is in a condition that would warrant replacement or if the building is sufficiently structurally sound that would make improvements appropriate.



# Table of Contents



Introduction ..... i  
 Glossary of Terms ..... vi

**FINANCIAL SUMMARY SCHEDULES**

SMART Program ..... 1  
 Revenues ..... 6  
 Appropriations ..... 7

**SCHOOL-BY-SCHOOL SCHEDULES**

SMART School-by-School Index ..... 9  
 SMART School-by-School Projects (alphabetical by school name) ..... 13  
 Districtwide Schedule ..... 258

**APPENDIX**

Index of Appendices ..... 261  
 Appendix A – Portable Transition Plan ..... 263  
 Appendix B – Public School Concurrency and Level-of-Service Plan ..... 269  
 Appendix C – Allocation of Resources & 10 and 20 Year Plan ..... 287  
 (CCC Settlement Agreement – Condition #8)  
 Appendix D – Reserve Activity ..... 289



# SMART Program

HIGHLIGHTS BY THE NUMBERS

(As of June 30, 2020)



**\$128 M** in fire alarms, fire systems & other safety measures

**\$28 M** Single Point of Entry upgrades completed Summer 2019



**59,000** instruments delivered

**128** kilns delivered

**\$1.3 M** budget for theatre equipment



**All 15** tracks complete

**29 of 30** weight rooms complete



**203** campuses receiving roofing repairs

**1,433** SCEP items delivered to **132** schools



**83,362** computing devices delivered to 209 schools

**2:1** student to computer ratio





# SMART Program

APPROPRIATIONS IN MILLIONS

(As of June 30, 2020)



SMART APPROPRIATIONS	PROGRAM YEARS 1-5	PROGRAM YEAR 6	PROGRAM YEAR 7	PROGRAM YEAR 8	TOTAL
<b>SAFETY</b>	\$87.6	\$57.1	\$7.6	\$1.5	<b>\$153.8</b>
<b>MUSIC &amp; ART</b>	\$32.0	\$9.5	\$0.4	\$1.1	<b>\$43.0</b>
<b>ATHLETICS</b>	\$7.2	\$0.4			<b>\$7.6</b>
<b>RENOVATION</b>	\$555.6	\$379.1	\$40.8	\$11.7	<b>\$987.2</b>
<b>TECHNOLOGY</b>					
Computers and Hardware (District-Owned Schools)	\$56.5				<b>\$56.5</b>
Charter School Technology	\$12.0				<b>\$12.0</b>
<b>TOTAL</b>	<b>\$750.9</b>	<b>\$446.1</b>	<b>\$48.8</b>	<b>\$14.3</b>	<b>\$1,260.1</b>



# SMART Program

COMPLETED RENOVATIONS

(As of June 30, 2020)




## PRIMARY RENOVATIONS PROCESS CHART



### 16 SCHOOLS WITH ALL RENOVATIONS COMPLETE

- |  |   |
|--|---|
| <p>Charles W. Flanagan High School</p> <p>Coconut Creek Elementary School</p> <p>Coral Cove Elementary School</p> <p>Cypress Elementary School</p> <p>Cypress Run Education Center</p> <p>Discovery Elementary School</p> <p>Dr. Martin Luther King Jr. Montessori Academy</p> <p>Indian Ridge Middle School</p> | <p>Manatee Bay Elementary School</p> <p>McNicol Middle School</p> <p>Miramar Elementary School</p> <p>Palm Cove Elementary School</p> <p>Pine Ridge Education Center</p> <p>Plantation Elementary School</p> <p>Silver Shores Elementary School</p> <p>Tamarac Elementary School (Media Center)</p> |
|--|---|





# SMART Program

ACTIVE CONSTRUCTION  
(As of June 30, 2020)


## PRIMARY RENOVATIONS PROCESS CHART



### 77 PROJECTS AT 75 SCHOOLS IN ACTIVE CONSTRUCTION

Annabel C. Perry Pre K - 8  
 Atlantic Technical, Arthur Ashe, Jr Campus  
 Banyan Elementary School  
 Bayview Elementary School  
 Blanche Ely High School  
 Bright Horizons Center  
 Castle Hill Elementary School  
 Chapel Trail Elementary School  
 Colbert Museum Magnet  
 Cypress Bay High School\*\*  
 Dave Thomas Education Center - East  
 Davie Elementary School  
 Dillard 6-12 School  
 Eagle Point Elementary School  
 Eagle Ridge Elementary School  
 Embassy Creek Elementary School  
 Everglades Elementary School  
 Everglades High School  
 Fairway Elementary School  
 Falcon Cove Middle School  
 Forest Glen Middle School  
 Forest Hills Elementary School  
 Fort Lauderdale High School  
 Gator Run Elementary School  
 Griffin Elementary School  
 Gulfstream Academy of Hallandale Beach K-8  
 (f.k.a. Hallandale Adult & Community Center)  
 Hawkes Bluff Elementary School  
 Hollywood Hills High School  
 Hollywood Park Elementary School  
 James S. Rickards Middle School  
 Lake Forest Elementary School  
 Lauderdale Lakes Middle School  
 Liberty Elementary School  
 Maplewood Elementary School\*\*  
 Marjory Stoneman Douglas HS -  
 Classroom Addition (not SMART funded)  
 McNab Elementary School  
 Mirror Lake Elementary School

Morrow Elementary School  
 New River Middle School  
 Norcrest Elementary School  
 North Side Elementary School  
 Nova High School  
 Oakland Park Elementary School  
 Oakridge Elementary School  
 Pembroke Pines Elementary School  
 Pinewood Elementary School  
 Pioneer Middle School  
 Piper High School  
 Pompano Beach Elementary School  
 Pompano Beach Middle School  
 Quiet Waters Elementary School  
 Ramblewood Elementary School  
 Ramblewood Middle School  
 Riverglades Elementary School  
 Riverland Elementary School  
 Rock Island Elementary School  
 Sandpiper Elementary School  
 Sea Castle Elementary School  
 Seagull Alternative High School  
 Silver Lakes Elementary School  
 Silver Ridge Elementary School  
 Silver Trail Middle School  
 Stirling Elementary School  
 Stranahan High School  
 Sunland Park Academy  
 Sunrise Middle School  
 Sunset Lakes Elementary School  
 Tamarac Elementary School – Phase 1  
 The Quest Center  
 Walker Elementary School  
 West Broward High School  
 West Hollywood Elementary School  
 Westchester Elementary School  
 Westwood Heights Elementary School  
 William E. Dandy Middle School







## District Educational Facilities Plan

### Revenues

(in thousands)

	<i>Carryover FY 2020</i>	FY 2021	FY 2022	FY 2023	FY 2024	FY 2025	Total
<b>Revenue &amp; Financing Sources</b>							
Millage	\$	\$ 326,468	\$ 334,815	\$ 347,226	\$ 359,587	\$ 371,957	\$ 1,740,053
Local		26,305	11,155	10,155	10,155	10,155	67,925
Technology Refresh Lease		16,570	16,570	16,570	16,570	16,570	82,850
Technology Student Information System			5,000	7,000	10,000	10,000	32,000
New/Replacement Bus & White Fleet Lease		14,414	14,629	14,849	15,072	15,298	74,262
General Obligation Bond			14,312				14,312
State		37,682	25,794	25,640	25,608	26,134	140,858
Federal		2,711	2,711	2,711	2,711	2,711	13,555
<b>Sub-Total (New Revenue)</b>		<b>424,150</b>	<b>424,986</b>	<b>424,151</b>	<b>439,703</b>	<b>452,825</b>	<b>2,165,815</b>
<b>Carryover Sources</b>							
Carryover Allocated to Capital Projects & Programs	947,836						947,836
Unallocated Carryover		95,917					95,917
<b>Sub-Total (Carryover)</b>	<b>947,836</b>	<b>95,917</b>	<b>0</b>	<b>0</b>	<b>0</b>	<b>0</b>	<b>1,043,753</b>
<b>Total Revenue</b>	<b>\$ 947,836</b>	<b>\$ 520,067</b>	<b>\$ 424,986</b>	<b>\$ 424,151</b>	<b>\$ 439,703</b>	<b>\$ 452,825</b>	<b>\$ 3,209,568</b>

# District Educational Facilities Plan

## Appropriations

(in thousands)



	<i>Carryover</i> FY 2020	FY 2021	FY 2022	FY 2023	FY 2024	FY 2025	Total
<b>Appropriations</b>							
COPs Debt Service	\$	\$ 159,464	\$ 159,695	\$ 159,646	\$ 159,646	\$ 159,648	\$ 798,099
Equipment & Building Lease Payments		26,412	29,842	35,836	41,582	42,093	175,765
Technology Refresh	11,859	16,570	16,570	16,570	16,570	16,570	94,709
Technology Student Information System - ERP		3,000	5,000	7,000	10,000	10,000	35,000
New/Replacement Buses	10,700	10,861	11,023	11,189	11,357	11,584	66,714
New/Replacement White Fleet	3,451	3,553	3,606	3,660	3,715	3,789	21,774
Facilities / Capital Salaries		17,548	17,548	17,548	17,548	17,548	87,740
Quality Assurance		230	200	200	200	200	1,030
Capital Transfer to General Fund							
– Maintenance	767	108,430	99,430	99,430	99,430	99,430	506,917
– Property & Casualty Insurance							
Facility Projects	21,379	5,115					26,494
SMART Program	733,196 *	53,185	14,312				800,693 *
SMART Program Reserve	138,790	16,615					155,405
SMART Program PMOR (Project Mgmt Owner's Representative)		4,017	21,715	21,483			47,215
Charter Schools - State PECO		25,050	14,994	14,440	14,408	14,434	83,326
Charter Schools - Local Millage			16,667	20,383	24,099	27,935	89,084
IT Projects (E-Rate, VOIP & Radio Coverage)	4,680	7,952	896	896			14,424
Magnet/Innovative Programs Equipment		653	653	653	653	653	3,265
BECON - Tower Repairs and VC Endpoints		830	650	650			2,130
Safety/Security							
• Security Equipment Lease	16,239						16,239
• State Grant District Schools	5,940	3,360					9,300
• State Grant Charter Schools	835	672					1,507
• Build-Out Safety Office		1,200					1,200
Unallocated Reserve		55,350	12,185	14,567	40,495	48,941	171,538
<b>Total Appropriations</b>	<b>\$ 947,836</b>	<b>\$ 520,067</b>	<b>\$ 424,986</b>	<b>\$ 424,151</b>	<b>\$ 439,703</b>	<b>\$ 452,825</b>	<b>\$ 3,209,568</b>

\* SMART Carryover is the SMART Program project budgets less prior year expenditures. See page 1 for full SMART Program budget summary.



**The School Board of Broward County, Florida**  
**District Educational Facilities Plan Report by School**  
**Fiscal Years 2020-21 to 2024-25**

<b>School Name</b>	<b>Loc ID</b>	<b>Page</b>	<b>School Name</b>	<b>Loc ID</b>	<b>Page</b>
Anderson, Boyd H. High School	1741	13	Dave Thomas Education Center	3651	60
Apollo Middle School	1791	14	Dave Thomas Education Center-West	2031	61
Atlantic Technical College	2221	15	Davie Elementary School	2801	62
Atlantic Technical, Arthur Ashe, Jr Campus	4702	16	Deerfield Beach Elementary School	0011	63
Atlantic West Elementary School	2511	17	Deerfield Beach High School	1711	64
Attucks Middle School	0343	18	Deerfield Beach Middle School	0911	65
Bair Middle School	2611	19	Deerfield Park Elementary School	0391	66
Banyan Elementary School	2001	20	Dillard 6-12 School	0371	67
Bayview Elementary School	0641	21	Dillard Elementary School	0271	68
Beachside Montessori Village	2041	22	Discovery Elementary School	3962	69
Bennett Elementary School	0201	23	Dolphin Bay Elementary School	3751	70
Bethune, Mary M. Elementary School	0341	24	Drew, Charles Elementary School	3221	71
Boulevard Heights Elementary School	0971	25	Drew, Charles Family Resource Center	0301	72
Bright Horizons Center	0871	26	Driftwood Elementary School	0721	73
Broadview Elementary School	0811	27	Driftwood Middle School	0861	74
Broward Estates Elementary School	0501	28	Eagle Point Elementary School	3461	75
Castle Hill Annex	1382	29	Eagle Ridge Elementary School	3441	76
Castle Hill Elementary School	1461	30	Ely, Blanche High School	0361	77
Central Park Elementary School	2641	31	Embassy Creek Elementary School	3191	79
Challenger Elementary School	3771	32	Endeavour Primary Learning Center	3301	80
Chapel Trail Elementary School	2961	33	Everglades Elementary School	2942	81
Coconut Creek Elementary School	1421	34	Everglades High School	3731	82
Coconut Creek High School	1681	36	Fairway Elementary School	1641	83
Coconut Palm Elementary School	3741	37	Falcon Cove Middle School	3622	84
Colbert Elementary School	0231	38	Flamingo Elementary School	2541	85
Collins Elementary School	0331	39	Flanagan, Charles W. High School	3391	87
Cooper City Elementary School	1211	40	Floranada Elementary School	0851	88
Cooper City High School	1931	41	Forest Glen Middle School	3051	89
Coral Cove Elementary School	2011	43	Forest Hills Elementary School	2631	90
Coral Glades High School	3861	44	Fort Lauderdale High School	0951	91
Coral Park Elementary School	3041	45	Fox Trail Elementary School	3531	92
Coral Springs Pre-K - 8	2551	46	Gator Run Elementary School	3642	93
Coral Springs High School	1151	47	Glades Middle School	2021	94
Coral Springs Middle School	2561	48	Griffin Elementary School	2851	95
Country Hills Elementary School	3111	49	Gulfstream Academy of Hallandale Beach K-8	0131	96
Country Isles Elementary School	2981	50	(Hallandale Elementary School)		
Cresthaven Elementary School	0901	51	Gulfstream Academy of Hallandale Beach K-8	0592	97
Croissant Park Elementary School	0221	52	(Hallandale Elementary School)		
Cross Creek School	3222	53	Gulfstream Early Learning Center of Excellence	3931	98
Crystal Lake Middle School	1871	54	Hallandale High School	0403	99
Cypress Bay High School	3623	55	Harbordale Elementary School	0491	100
Cypress Elementary School	1781	56	Hawkes Bluff Elementary School	3131	101
Cypress Run Education Center	2123	57	Henry D. Perry Education Center	1011	102
Dandy, William Middle School	1071	58			
Dania Elementary School	0101	59			

**The School Board of Broward County, Florida  
District Educational Facilities Plan Report by School  
Fiscal Years 2020-21 to 2024-25**

<b>School Name</b>	<b>Loc ID</b>	<b>Page</b>	<b>School Name</b>	<b>Loc ID</b>	<b>Page</b>
Heron Heights Elementary School	3961	103	North Andrews Gardens Elementary School	0521	147
Hollywood Central Elementary School	0121	104	North Fork Elementary School	1191	148
Hollywood Hills Elementary School	0111	105	North Lauderdale Elementary School	2231	149
Hollywood Hills High School	1661	106	North Side Elementary School	0041	150
Hollywood Park Elementary School	1761	108	Northeast High School	1241	151
Horizon Elementary School	2531	109	Nova Blanche Forman Elementary School	1282	153
Hunt, James S. Elementary School	1971	110	Nova Dwight D Eisenhower Elementary School	1271	154
Indian Ridge Middle School	3471	111	Nova High School	1281	155
Indian Trace Elementary School	3181	112	Nova Middle School	1311	157
King, Martin Luther (Dr. Martin Luther King, Jr. Montessori Academy)	1611	113	Oakland Park Elementary School	0031	158
Lake Forest Elementary School	0831	114	Oakridge Elementary School	0461	159
Lakeside Elementary School	3591	115	Olsen Middle School	0471	160
Lanier-James Education Center	0405	116	Orange Brook Elementary School	0711	161
Larkdale Elementary School	0621	117	Oriole Elementary School	1831	162
Lauderdale Lakes Middle School	1701	118	Palm Cove Elementary School	3311	163
Lauderdale Manors Early Learning and Resource Center	0431	119	Palmview Elementary School	1131	164
Lauderhill 6-12 School	1391	120	Panther Run Elementary School	3571	165
Lauderhill-Paul Turner Elementary School	1381	121	Park Lakes Elementary School	3761	166
Liberty Elementary School	3821	122	Park Ridge Elementary School	1951	167
Lloyd Estates Elementary School	1091	123	Park Springs Elementary School	3171	168
Lyons Creek Middle School	3101	124	Park Trails Elementary School	3781	169
Manatee Bay Elementary School	3841	125	Parkside Elementary School	3631	171
Maplewood Elementary School	2741	126	Parkway Middle School	0701	172
Margate Elementary School	1161	127	Pasadena Lakes Elementary School	2071	173
Margate Middle School	0581	128	Pembroke Lakes Elementary School	2661	174
Markham, C. Robert Elementary School	1671	129	Pembroke Pines Elementary School	1221	175
McArthur High School	0241	130	Perry, Annabel C. Elementary School	1631	176
McFatter Technical College	1291	132	Peters Elementary School	0931	177
McFatter Technical, Broward Fire Academy	2771	133	Pine Ridge Education Center	0653	178
McNab Elementary School	0841	134	Pines Lakes Elementary School	2861	179
McNicol Middle School	0481	135	Pines Middle School	1881	180
Meadowbrook Elementary School	0761	136	Pinewood Elementary School	2811	181
Millennium 6-12 Collegiate Academy	4772	137	Pioneer Middle School	2571	182
Miramar Elementary School	0531	138	Piper High School	1901	183
Miramar High School	1751	139	Plantation Elementary School	0941	184
Mirror Lake Elementary School	1841	140	Plantation High School	1451	185
Monarch High School	3541	141	Plantation Middle School	0551	187
Morrow Elementary School	2691	142	Plantation Park Elementary School	1251	188
New Renaissance Middle School	3911	143	Pompano Beach Elementary School	0751	189
New River Middle School	0881	144	Pompano Beach High School	0185	190
Nob Hill Elementary School	2671	145	Pompano Beach Middle School	0021	191
Norcrest Elementary School	0561	146	Quiet Waters Elementary School	3121	193
			Ramblewood Elementary School	2721	194



**The School Board of Broward County, Florida**  
**District Educational Facilities Plan Report by School**  
**Fiscal Years 2020-21 to 2024-25**

<b>School Name</b>	<b>Loc ID</b>	<b>Page</b>	<b>School Name</b>	<b>Loc ID</b>	<b>Page</b>
Ramblewood Middle School	2711	195	Watkins Elementary School	0511	242
Rickards, James S. Middle School	2121	196	Welleby Elementary School	2881	243
Riverglades Elementary School	2891	197	West Broward High School	3971	244
Riverland Elementary School	0151	199	West Hollywood Elementary School	0161	245
Riverside Elementary School	3031	200	Westchester Elementary School	2681	246
Rock Island Elementary School	3701	201	Western High School	2831	247
Royal Palm Elementary School	1851	202	Westglades Middle School	3871	248
Sanders Park Elementary School	0891	203	Westpine Middle School	2052	249
Sandpiper Elementary School	3061	204	Westwood Heights Elementary School	0631	250
Sawgrass Elementary School	3401	205	Whiddon-Rogers Education Center	0452	251
Sawgrass Springs Middle School	3431	206	Whispering Pines Education Center	1752	252
Sea Castle Elementary School	2871	207	Wilton Manors Elementary School	0191	253
Seagull Alternative High School	0601	208	Wingate Oaks Center	0991	254
Seminole Middle School	1891	209	Winston Park Elementary School	3091	255
Sheridan Hills Elementary School	1811	210	Young, Virginia Shuman Elementary School	3321	256
Sheridan Park Elementary School	1321	211	Young, Walter C. Middle School	3001	257
Sheridan Technical Center	1051	212			
Sheridan Technical High School	0422	213			
Silver Lakes Elementary School	3371	214			
Silver Lakes Middle School	2971	215			
Silver Palms Elementary School	3491	216			
Silver Ridge Elementary School	3081	217			
Silver Shores Elementary School	3581	218			
Silver Trail Middle School	3331	219			
South Broward High School	0171	220			
South Plantation High School	2351	221			
Stephen Foster Elementary School	0921	222			
Stirling Elementary School	0691	223			
Stoneman Douglas High School	3011	224			
Stranahan High School	0211	225			
Sunland Park Academy	0611	227			
Sunrise Middle School	0251	228			
Sunset Lakes Elementary School	3661	229			
Sunshine Elementary School	1171	230			
Tamarac Elementary School	2621	231			
Taravella, J.P. High School	2751	232			
Tedder Elementary School	0571	233			
Tequesta Trace Middle School	3151	234			
The Quest Center	1021	235			
Thurgood Marshall Elementary School	3291	236			
Tradewinds Elementary School	3481	237			
Tropical Elementary School	0731	238			
Twin Lakes Annex	3251	239			
Village Elementary School	1621	240			
Walker Elementary School	0321	241			



# Anderson, Boyd H. High School

## Adopted District Educational Facilities Plan

Project	Original Program Year	Program Years 1-5	Program Year 6 (FY20)	Program Year 7 (FY21)	Program Year 8 (FY22)	Total	Scope
There are no active DEFP projects for this location.						0	

### SMART Program

Project	Original Program Year	Program Years 1-5	Program Year 6 (FY20)	Program Year 7 (FY21)	Program Year 8 (FY22)	Total	Scope
Safety & Security	Yr3	20,251	56,749			77,000	Safety / Security Upgrade
Renovation	Yr3	362,940	1,017,060			1,380,000	STEM Lab improvements
Renovation	Yr3	102,044	285,956			388,000	ADA renovations related to educational adequacy
Renovation	Yr3	678,540	1,901,460			2,580,000	Building Envelope Improvements (Roof, Window, Ext Wall, etc.)
Renovation	Yr3	223,287	625,713			849,000	HVAC Improvements
SMART Program Sub-Total		1,387,062	3,886,938	0	0	5,274,000	

### Completed

Project	Original Program Year	Program Years 1-5	Program Year 6 (FY20)	Program Year 7 (FY21)	Program Year 8 (FY22)	Total	Scope
SMART	Yr3	300,000				300,000	Music Equipment Replacement
SMART	Yr3	121,000				121,000	Weight Room Renovation
SMART	Yr3	100,000				100,000	School Choice Enhancement
SMART	Yr3	71,000				71,000	CAT 6 Data port Upgrade
SMART	Yr1	2,018,340				2,018,340	Renovation of the existing Media Center including select demolition, removal of existing interior stair, new interior wall layout, finishes and minor HVAC, plumbing and electrical work.
SMART	Yr3	89,000				89,000	Wireless Network Upgrade
SMART	Yr3	236,000				236,000	Additional computers to close computer gap
Completed Sub-Total		2,935,340	0	0	0	2,935,340	

School Total		4,322,402	3,886,938	0	0	8,209,340	
--------------	--	-----------	-----------	---	---	-----------	--

# Apollo Middle School

## Adopted District Educational Facilities Plan

Project	Original Program Year	Program Years 1-5	Program Year 6 (FY20)	Program Year 7 (FY21)	Program Year 8 (FY22)	Total	Scope
There are no active DEFP projects for this location.						0	

### SMART Program

Project	Original Program Year	Program Years 1-5	Program Year 6 (FY20)	Program Year 7 (FY21)	Program Year 8 (FY22)	Total	Scope
Safety & Security	Yr4	27,293	79,707			107,000	Safety / Security Upgrade
Safety & Security	Yr4	12,754	37,246			50,000	Fire Sprinklers
Renovation	Yr4	141,565	413,435			555,000	Media Center improvements
Renovation	Yr4	1,165,681	3,404,319			4,570,000	HVAC Improvements
Renovation	Yr4	416,533	1,216,467			1,633,000	Building Envelope Improvements (Roof, Window, Ext Wall, etc.)
Renovation	Yr5	100,000				100,000	School Choice Enhancement
SMART Program Sub-Total		1,863,826	5,151,174	0	0	7,015,000	

### Completed

Project	Original Program Year	Program Years 1-5	Program Year 6 (FY20)	Program Year 7 (FY21)	Program Year 8 (FY22)	Total	Scope
SMART	Yr1	100,000				100,000	Music Equipment Replacement
SMART	Yr3	70,000				70,000	Track Resurfacing
SMART	Yr3	11,000				11,000	CAT 6 Data port Upgrade
SMART	Yr3	120,000				120,000	Wireless Network Upgrade
SMART	Yr3	104,000				104,000	Additional computers to close computer gap
SMART	Yr3	13,000				13,000	Technology Infrastructure (Servers, Racks, etc.) Upgrade
Completed Sub-Total		418,000	0	0	0	418,000	

School Total		2,281,826	5,151,174	0	0	7,433,000	
--------------	--	-----------	-----------	---	---	-----------	--

# Atlantic Technical College

## Adopted District Educational Facilities Plan

Project	Original Program Year	Program Years 1-5	Program Year 6 (FY20)	Program Year 7 (FY21)	Program Year 8 (FY22)	Total	Scope
There are no active DEFP projects for this location.						0	

### SMART Program

Project	Original Program Year	Program Years 1-5	Program Year 6 (FY20)	Program Year 7 (FY21)	Program Year 8 (FY22)	Total	Scope
Safety & Security	Yr2	361,149	1,120,851			1,482,000	Fire Sprinklers
Renovation	Yr2	660,401	2,049,599			2,710,000	Building Envelope Improvements (Roof, Window, Ext Wall, etc.)
Renovation	Yr2	1,131,210	3,510,790			4,642,000	IAQ Repairs - HVAC
Renovation	Yr2	28,755	89,245			118,000	Media Center improvements
SMART Program Sub-Total		2,181,515	6,770,485	0	0	8,952,000	

### Completed

Project	Original Program Year	Program Years 1-5	Program Year 6 (FY20)	Program Year 7 (FY21)	Program Year 8 (FY22)	Total	Scope
DEFP	Yr1	405,000				405,000	Demolish existing canopy and install new Main Entrance Canopy at Building #1. Scope of work includes new lighting and lighting protection, concrete slab and structural concrete columns, storm drainage, revised stairs, planters and handrails.
DEFP	Yr1	221,400				221,400	Demolish existing roofing and tectum decking down to bar joists on Building #8. Install new metal decking and SBS Modified roof system and related accessories.
SMART	Yr1	18,000				18,000	CAT 6 Data port Upgrade
SMART	Yr2	100,000				100,000	School Choice Enhancement
SMART	Yr1	161,000				161,000	Wireless Network Upgrade
SMART	Yr1	483,000				483,000	Technology Infrastructure (Servers, Racks, etc.) Upgrade
Completed Sub-Total		1,388,400	0	0	0	1,388,400	

School Total		3,569,915	6,770,485	0	0	10,340,400	
--------------	--	-----------	-----------	---	---	------------	--

## Atlantic Technical, Arthur Ashe, Jr Campus

### Adopted District Educational Facilities Plan

Project	Original Program Year	Program Years 1-5	Program Year 6 (FY20)	Program Year 7 (FY21)	Program Year 8 (FY22)	Total	Scope
There are no active DEFP projects for this location.						0	

### SMART Program

Project	Original Program Year	Program Years 1-5	Program Year 6 (FY20)	Program Year 7 (FY21)	Program Year 8 (FY22)	Total	Scope
Safety & Security	Yr3	42,000				42,000	Fire Alarm
Renovation	Yr1	1,200,000				1,200,000	Building Envelope Improvements (Roof, Window, Ext Wall, etc.)
Renovation	Yr5	1,836,449				1,836,449	Additional funding for approved scope
SMART Program Sub-Total		3,078,449	0	0	0	3,078,449	

### Completed

Project	Original Program Year	Program Years 1-5	Program Year 6 (FY20)	Program Year 7 (FY21)	Program Year 8 (FY22)	Total	Scope
DEFP	Yr1	48,000				48,000	Install one mini split unit direct expansion with one condenser and three evaporators. Includes condensate drain pumps for each evaporator, fresh air intake, drain- line to a french well and condensing unit on a metal stand on the exterior wall 9' AFF.
SMART	Yr3	10,000				10,000	CAT 6 Data port Upgrade
SMART	Yr1	100,000				100,000	School Choice Enhancement
SMART	Yr3	90,000				90,000	Wireless Network Upgrade
Completed Sub-Total		248,000	0	0	0	248,000	

School Total		3,326,449	0	0	0	3,326,449	
--------------	--	-----------	---	---	---	-----------	--

# Atlantic West Elementary School

## Adopted District Educational Facilities Plan

Project	Original Program Year	Program Years 1-5	Program Year 6 (FY20)	Program Year 7 (FY21)	Program Year 8 (FY22)	Total	Scope
There are no active DEFP projects for this location.						0	

### SMART Program

Project	Original Program Year	Program Years 1-5	Program Year 6 (FY20)	Program Year 7 (FY21)	Program Year 8 (FY22)	Total	Scope
Safety & Security	Yr2	162,933	456,067			619,000	Fire Sprinklers
Renovation	Yr2	275,854	772,146			1,048,000	Building Envelope Improvements (Roof, Window, Ext Wall, etc.)
Renovation	Yr2	190,308	532,692			723,000	HVAC Improvements
Renovation	Yr2	59,751	167,249			227,000	Media Center improvements
Renovation	Yr2	100,000				100,000	School Choice Enhancement
SMART Program Sub-Total		788,846	1,928,154	0	0	2,717,000	

### Completed

Project	Original Program Year	Program Years 1-5	Program Year 6 (FY20)	Program Year 7 (FY21)	Program Year 8 (FY22)	Total	Scope
SMART	Yr2	50,000				50,000	Music Equipment Replacement
DEFP	Yr1	52,197				52,197	Safety / Ventilation
SMART	Yr2	16,000				16,000	CAT 6 Data port Upgrade
SMART	Yr2	89,000				89,000	Wireless Network Upgrade
SMART	Yr2	146,000				146,000	Additional computers to close computer gap
Completed Sub-Total		353,197	0	0	0	353,197	

School Total	1,142,043	1,928,154	0	0	0	3,070,197	
--------------	-----------	-----------	---	---	---	-----------	--

# Attucks Middle School

## Adopted District Educational Facilities Plan

Project	Original Program Year	Program Years 1-5	Program Year 6 (FY20)	Program Year 7 (FY21)	Program Year 8 (FY22)	Total	Scope
There are no active DEFP projects for this location.						0	

### SMART Program

Project	Original Program Year	Program Years 1-5	Program Year 6 (FY20)	Program Year 7 (FY21)	Program Year 8 (FY22)	Total	Scope
Safety & Security	Yr2	516,651	1,446,127			1,962,778	Provide Fire Sprinkler Protection Install New Fire Alarm
Renovation	Yr1	498,125				498,125	Building Envelope Improvements (Roof, Window, Ext Wall, etc.)
Renovation	Yr3	164,252	459,748			624,000	Electrical Improvements
Renovation	Yr2	119,504	334,496			454,000	HVAC Improvements
Renovation	Yr4	420,000				420,000	Media Center improvements
SMART Program Sub-Total		1,718,532	2,240,371	0	0	3,958,903	

### Completed

Project	Original Program Year	Program Years 1-5	Program Year 6 (FY20)	Program Year 7 (FY21)	Program Year 8 (FY22)	Total	Scope
SMART	Yr3	100,000				100,000	Music Equipment Replacement
SMART	Yr1	100,000				100,000	School Choice Enhancement
SMART	Yr3	103,000				103,000	Wireless Network Upgrade
SMART	Yr3	18,000				18,000	CAT 6 Data port Upgrade
SMART	Yr3	82,000				82,000	Additional computers to close computer gap
Completed Sub-Total		403,000	0	0	0	403,000	

School Total		2,121,532	2,240,371	0	0	4,361,903	
--------------	--	-----------	-----------	---	---	-----------	--



## Bair Middle School

### Adopted District Educational Facilities Plan

Project	Original Program Year	Program Years 1-5	Program Year 6 (FY20)	Program Year 7 (FY21)	Program Year 8 (FY22)	Total	Scope
There are no active DEFP projects for this location.						0	

### SMART Program

Project	Original Program Year	Program Years 1-5	Program Year 6 (FY20)	Program Year 7 (FY21)	Program Year 8 (FY22)	Total	Scope
Safety & Security	Yr4	152,506	309,494			462,000	Fire Alarm
Safety & Security	Yr4	25,418	51,582			77,000	Safety / Security Upgrade
Renovation	Yr4	125,438	254,562			380,000	Building Envelope Improvements (Roof, Window, Ext Wall, etc.)
Renovation	Yr4	34,000	69,000			103,000	HVAC Improvements
Renovation	Yr4	163,400	331,600			495,000	Media Center improvements
SMART Program Sub-Total		500,762	1,016,238	0	0	1,517,000	

### Completed

Project	Original Program Year	Program Years 1-5	Program Year 6 (FY20)	Program Year 7 (FY21)	Program Year 8 (FY22)	Total	Scope
SMART	Yr1	100,000				100,000	Music Equipment Replacement
SMART	Yr3	26,000				26,000	CAT 6 Data port Upgrade
SMART	Yr4	100,000				100,000	School Choice Enhancement
SMART	Yr3	121,000				121,000	Wireless Network Upgrade
SMART	Yr3	134,000				134,000	Additional computers to close computer gap
Completed Sub-Total		481,000	0	0	0	481,000	

School Total		981,762	1,016,238	0	0	1,998,000	
--------------	--	---------	-----------	---	---	-----------	--

# Banyan Elementary School

## Adopted District Educational Facilities Plan

Project	Original Program Year	Program Years 1-5	Program Year 6 (FY20)	Program Year 7 (FY21)	Program Year 8 (FY22)	Total	Scope
There are no active DEFP projects for this location.						0	

### SMART Program

Project	Original Program Year	Program Years 1-5	Program Year 6 (FY20)	Program Year 7 (FY21)	Program Year 8 (FY22)	Total	Scope
Renovation	Yr1	917,000				917,000	Building Envelope Improvements (Roof, Window, Ext Wall, etc.)
Renovation	Yr1	128,000				128,000	HVAC Improvements
Renovation	Yr4	198,000				198,000	Media Center improvements
Renovation	Yr1	110,245				110,245	School Choice Enhancement
Renovation	Yr5	962,979				962,979	Additional funding for approved scope
SMART Program Sub-Total		2,316,224	0	0	0	2,316,224	

### Completed

Project	Original Program Year	Program Years 1-5	Program Year 6 (FY20)	Program Year 7 (FY21)	Program Year 8 (FY22)	Total	Scope
SMART	Yr3	50,000				50,000	Music Equipment Replacement
SMART	Yr2	6,000				6,000	CAT 6 Data port Upgrade
SMART	Yr2	88,000				88,000	Wireless Network Upgrade
SMART	Yr2	155,000				155,000	Additional computers to close computer gap
SMART	Yr2	18,000				18,000	Technology Infrastructure (Servers, Racks, etc.) Upgrade
Completed Sub-Total		317,000	0	0	0	317,000	
School Total		2,633,224	0	0	0	2,633,224	

# Bayview Elementary School

## Adopted District Educational Facilities Plan

Project	Original Program Year	Program Years 1-5	Program Year 6 (FY20)	Program Year 7 (FY21)	Program Year 8 (FY22)	Total	Scope
There are no active DEFP projects for this location.						0	

### SMART Program

Project	Original Program Year	Program Years 1-5	Program Year 6 (FY20)	Program Year 7 (FY21)	Program Year 8 (FY22)	Total	Scope
Renovation	Yr3	836,000				836,000	Building Envelope Improvements (Roof, Window, Ext Wall, etc.)
Renovation	Yr3	906,000				906,000	HVAC Improvements
Renovation	Yr4	946,739				946,739	Additional funding for approved scope
SMART Program Sub-Total		2,688,739	0	0	0	2,688,739	

### Completed

Project	Original Program Year	Program Years 1-5	Program Year 6 (FY20)	Program Year 7 (FY21)	Program Year 8 (FY22)	Total	Scope
SMART	Yr1	50,000				50,000	Music Equipment Replacement
SMART	Yr3	4,000				4,000	CAT 6 Data port Upgrade
SMART	Yr3	100,000				100,000	School Choice Enhancement
SMART	Yr3	20,000				20,000	Wireless Network Upgrade
SMART	Yr3	92,000				92,000	Additional computers to close computer gap
SMART	Yr3	65,000				65,000	Technology Infrastructure (Servers, Racks, etc.) Upgrade
Completed Sub-Total		331,000	0	0	0	331,000	

School Total		3,019,739	0	0	0	3,019,739	
--------------	--	-----------	---	---	---	-----------	--

# Beachside Montessori Village

## Adopted District Educational Facilities Plan

Project	Original Program Year	Program Years 1-5	Program Year 6 (FY20)	Program Year 7 (FY21)	Program Year 8 (FY22)	Total	Scope
There are no active DEFP projects for this location.						0	

## SMART Program

Project	Original Program Year	Program Years 1-5	Program Year 6 (FY20)	Program Year 7 (FY21)	Program Year 8 (FY22)	Total	Scope
All SMART Program projects are complete.						0	

## Completed

Project	Original Program Year	Program Years 1-5	Program Year 6 (FY20)	Program Year 7 (FY21)	Program Year 8 (FY22)	Total	Scope
SMART	Yr3	100,000				100,000	Music Equipment Replacement
SMART	Yr2	13,000				13,000	CAT 6 Data port Upgrade
SMART	Yr1	100,000				100,000	School Choice Enhancement
SMART	Yr2	14,000				14,000	Wireless Network Upgrade
SMART	Yr2	210,000				210,000	Additional computers to close computer gap
SMART	Yr2	4,000				4,000	Technology Infrastructure (Servers, Racks, etc.) Upgrade
Completed Sub-Total		441,000	0	0	0	441,000	
School Total		441,000	0	0	0	441,000	

# Bennett Elementary School

## Adopted District Educational Facilities Plan

Project	Original Program Year	Program Years 1-5	Program Year 6 (FY20)	Program Year 7 (FY21)	Program Year 8 (FY22)	Total	Scope
There are no active DEFP projects for this location.						0	

### SMART Program

Project	Original Program Year	Program Years 1-5	Program Year 6 (FY20)	Program Year 7 (FY21)	Program Year 8 (FY22)	Total	Scope
Safety & Security	Yr4	85,665	233,335			319,000	Fire Alarm
Music & Art Equipment	Yr1	50,000				50,000	Music Equipment Replacement
Renovation	Yr4	36,790	100,210			137,000	Media Center improvements
Renovation	Yr4	23,632	64,368			88,000	HVAC Improvements
Renovation	Yr4	341,048	928,952			1,270,000	Building Envelope Improvements (Roof, Window, Ext Wall, etc.)
Renovation	Yr5	100,000				100,000	School Choice Enhancement
SMART Program Sub-Total		637,135	1,326,865	0	0	1,964,000	

### Completed

Project	Original Program Year	Program Years 1-5	Program Year 6 (FY20)	Program Year 7 (FY21)	Program Year 8 (FY22)	Total	Scope
SMART	Yr2	21,000				21,000	CAT 6 Data port Upgrade
SMART	Yr2	55,000				55,000	Wireless Network Upgrade
SMART	Yr2	79,000				79,000	Additional computers to close computer gap
Completed Sub-Total		155,000	0	0	0	155,000	

School Total		792,135	1,326,865	0	0	2,119,000	
--------------	--	---------	-----------	---	---	-----------	--

# Bethune, Mary M. Elementary School

## Adopted District Educational Facilities Plan

Project	Original Program Year	Program Years 1-5	Program Year 6 (FY20)	Program Year 7 (FY21)	Program Year 8 (FY22)	Total	Scope
There are no active DEFP projects for this location.						0	

### SMART Program

Project	Original Program Year	Program Years 1-5	Program Year 6 (FY20)	Program Year 7 (FY21)	Program Year 8 (FY22)	Total	Scope
Renovation	Yr4	236,700		680,300		917,000	Replacement of building 6
Renovation	Yr4	65,306		187,694		253,000	Replacement of building 4
Renovation	Yr4	114,608		329,392		444,000	HVAC Improvements
Renovation	Yr4	396,739		1,140,261		1,537,000	Building Envelope Improvements (Roof, Window, Ext Wall, etc.)
Renovation	Yr5	100,000				100,000	School Choice Enhancement
SMART Program Sub-Total		913,353	0	2,337,647	0	3,251,000	

### Completed

Project	Original Program Year	Program Years 1-5	Program Year 6 (FY20)	Program Year 7 (FY21)	Program Year 8 (FY22)	Total	Scope
SMART	Yr2	50,000				50,000	Music Equipment Replacement
SMART	Yr2	114,000				114,000	Wireless Network Upgrade
SMART	Yr2	185,000				185,000	Additional computers to close computer gap
SMART	Yr2	21,000				21,000	Technology Infrastructure (Servers, Racks, etc.) Upgrade
Completed Sub-Total		370,000	0	0	0	370,000	

School Total		1,283,353	0	2,337,647	0	3,621,000	
--------------	--	-----------	---	-----------	---	-----------	--

# Boulevard Heights Elementary School

## Adopted District Educational Facilities Plan

Project	Original Program Year	Program Years 1-5	Program Year 6 (FY20)	Program Year 7 (FY21)	Program Year 8 (FY22)	Total	Scope
There are no active DEFP projects for this location.						0	

### SMART Program

Project	Original Program Year	Program Years 1-5	Program Year 6 (FY20)	Program Year 7 (FY21)	Program Year 8 (FY22)	Total	Scope
Music & Art	Yr4	35,105	100,895			136,000	Music Room Renovation
Music & Art	Yr4	75,114	215,886			291,000	Replacement of building 4
Music & Art	Yr4	16,778	48,222			65,000	Art Room Renovation and Equipment
Renovation	Yr4	411,968	1,184,032			1,596,000	HVAC Improvements
Renovation	Yr4	48,528	139,472			188,000	Replacement of building 1
Renovation	Yr4	100,000				100,000	School Choice Enhancement
Renovation	Yr4	390,801	1,123,199			1,514,000	Building Envelope Improvements (Roof, Window, Ext Wall, etc.)
SMART Program Sub-Total		1,078,294	2,811,706	0	0	3,890,000	

### Completed

Project	Original Program Year	Program Years 1-5	Program Year 6 (FY20)	Program Year 7 (FY21)	Program Year 8 (FY22)	Total	Scope
SMART	Yr3	50,000				50,000	Music Equipment Replacement
SMART	Yr3	73,000				73,000	Wireless Network Upgrade
SMART	Yr3	4,000				4,000	CAT 6 Data port Upgrade
SMART	Yr3	53,000				53,000	Additional computers to close computer gap
Completed Sub-Total		180,000	0	0	0	180,000	

School Total		1,258,294	2,811,706	0	0	4,070,000	
--------------	--	-----------	-----------	---	---	-----------	--

## Bright Horizons Center

### Adopted District Educational Facilities Plan

Project	Original Program Year	Program Years 1-5	Program Year 6 (FY20)	Program Year 7 (FY21)	Program Year 8 (FY22)	Total	Scope
There are no active DEFP projects for this location.						0	

### SMART Program

Project	Original Program Year	Program Years 1-5	Program Year 6 (FY20)	Program Year 7 (FY21)	Program Year 8 (FY22)	Total	Scope
Safety & Security	Yr4	42,000				42,000	Fire Alarm
Safety & Security	Yr4	654,000				654,000	Fire Sprinklers
Renovation	Yr4	100,000				100,000	School Choice Enhancement
Renovation	Yr4	864,000				864,000	Building Envelope Improvements (Roof, Window, Ext Wall, etc.)
Renovation	Yr4	103,000				103,000	HVAC Improvements
Renovation	Yr6		1,893,100			1,893,100	Additional funding for approved scope
SMART Program Sub-Total		1,763,000	1,893,100	0	0	3,656,100	

### Completed

Project	Original Program Year	Program Years 1-5	Program Year 6 (FY20)	Program Year 7 (FY21)	Program Year 8 (FY22)	Total	Scope
SMART	Yr2	50,000				50,000	Music Equipment Replacement
DEFP	Yr1	252,771				252,771	Pool Renovations
SMART	Yr2	57,000				57,000	Wireless Network Upgrade
SMART	Yr2	31,000				31,000	Additional computers to close computer gap
Completed Sub-Total		390,771	0	0	0	390,771	
School Total		2,153,771	1,893,100	0	0	4,046,871	



# Broadview Elementary School

## Adopted District Educational Facilities Plan

Project	Original Program Year	Program Years 1-5	Program Year 6 (FY20)	Program Year 7 (FY21)	Program Year 8 (FY22)	Total	Scope
There are no active DEFP projects for this location.						0	

### SMART Program

Project	Original Program Year	Program Years 1-5	Program Year 6 (FY20)	Program Year 7 (FY21)	Program Year 8 (FY22)	Total	Scope
Safety & Security	Yr1	55,004	197,574			252,578	Fire Alarm
Safety & Security	Yr1	156,465	562,014			718,479	Fire Sprinklers
Music & Art	Yr1	36,803	132,197			169,000	Conversion of Existing Space to Music and/or Art Lab(s)
Music & Art	Yr1	29,617	106,383			136,000	Music Room Renovation
Renovation	Yr1	205,963	739,809			945,772	Building Envelope Improvements (Roof, Window, Ext Wall, etc.)
Renovation	Yr1	12,267	44,062			56,329	Electrical Improvements
Renovation	Yr1	13,769	49,459			63,228	Building Envelope Improvements (Roof, Window, Ext Wall, etc.)
Renovation	Yr1	57,492	206,508			264,000	HVAC Improvements
Renovation	Yr1	40,506	145,494			186,000	Media Center improvements
SMART Program Sub-Total		607,886	2,183,500	0	0	2,791,386	

### Completed

Project	Original Program Year	Program Years 1-5	Program Year 6 (FY20)	Program Year 7 (FY21)	Program Year 8 (FY22)	Total	Scope
SMART	Yr1	50,000				50,000	Music Equipment Replacement
SMART	Yr2	15,000				15,000	CAT 6 Data port Upgrade
SMART	Yr1	100,000				100,000	School Choice Enhancement
SMART	Yr2	96,000				96,000	Wireless Network Upgrade
SMART	Yr2	222,000				222,000	Additional computers to close computer gap
SMART	Yr2	113,000				113,000	Technology Infrastructure (Servers, Racks, etc.) Upgrade
Completed Sub-Total		596,000	0	0	0	596,000	

School Total	1,203,886	2,183,500	0	0	0	3,387,386	
--------------	-----------	-----------	---	---	---	-----------	--

# Broward Estates Elementary School

## Adopted District Educational Facilities Plan

Project	Original Program Year	Program Years 1-5	Program Year 6 (FY20)	Program Year 7 (FY21)	Program Year 8 (FY22)	Total	Scope
There are no active DEFP projects for this location.						0	

### SMART Program

Project	Original Program Year	Program Years 1-5	Program Year 6 (FY20)	Program Year 7 (FY21)	Program Year 8 (FY22)	Total	Scope
Music & Art Equipment	Yr1	50,000				50,000	Music Equipment Replacement
Renovation	Yr4	248,357	702,643			951,000	HVAC Improvements
Renovation	Yr4	100,000				100,000	School Choice Enhancement
Renovation	Yr4	473,209	1,338,791			1,812,000	Building Envelope Improvements (Roof, Window, Ext Wall, etc.)
SMART Program Sub-Total		871,566	2,041,434	0	0	2,913,000	

### Completed

Project	Original Program Year	Program Years 1-5	Program Year 6 (FY20)	Program Year 7 (FY21)	Program Year 8 (FY22)	Total	Scope
SMART	Yr3	29,000				29,000	Wireless Network Upgrade
SMART	Yr3	15,000				15,000	CAT 6 Data port Upgrade
SMART	Yr3	9,000				9,000	Technology Infrastructure (Servers, Racks, etc.) Upgrade
SMART	Yr3	50,000				50,000	Additional computers to close computer gap
Completed Sub-Total		103,000	0	0	0	103,000	

School Total		974,566	2,041,434	0	0	3,016,000	
--------------	--	---------	-----------	---	---	-----------	--

## Castle Hill Annex

### Adopted District Educational Facilities Plan

Project	Original Program Year	Program Years 1-5	Program Year 6 (FY20)	Program Year 7 (FY21)	Program Year 8 (FY22)	Total	Scope
There are no active DEFP projects for this location.						0	

### SMART Program

Project	Original Program Year	Program Years 1-5	Program Year 6 (FY20)	Program Year 7 (FY21)	Program Year 8 (FY22)	Total	Scope
Safety & Security	Yr4	68,801	183,199			252,000	Fire Alarm
Renovation	Yr4	19,931	53,069			73,000	HVAC Improvements
Renovation	Yr4	31,671	84,329			116,000	Media Center improvements
Renovation	Yr4	55,423	147,577			203,000	Building Envelope Improvements (Roof, Window, Ext Wall, etc.)
SMART Program Sub-Total		175,826	468,174	0	0	644,000	

### Completed

Project	Original Program Year	Program Years 1-5	Program Year 6 (FY20)	Program Year 7 (FY21)	Program Year 8 (FY22)	Total	Scope
SMART	Yr5	100,000				100,000	School Choice Enhancement
Completed Sub-Total		100,000	0	0	0	100,000	
School Total		275,826	468,174	0	0	744,000	

# Castle Hill Elementary School

## Adopted District Educational Facilities Plan

Project	Original Program Year	Program Years 1-5	Program Year 6 (FY20)	Program Year 7 (FY21)	Program Year 8 (FY22)	Total	Scope
There are no active DEFP projects for this location.						0	

### SMART Program

Project	Original Program Year	Program Years 1-5	Program Year 6 (FY20)	Program Year 7 (FY21)	Program Year 8 (FY22)	Total	Scope
Safety & Security	Yr1	293,000				293,000	Fire Alarm
Safety & Security	Yr2	13,000				13,000	Fire Sprinklers
Renovation	Yr3	1,141,000				1,141,000	Building Envelope Improvements (Roof, Window, Ext Wall, etc.)
Renovation	Yr1	380,000				380,000	HVAC Improvements
Renovation	Yr4	282,000				282,000	Media Center improvements
Renovation	Yr4	1,567,030				1,567,030	Additional funding for approved scope
SMART Program Sub-Total		3,676,030	0	0	0	3,676,030	

### Completed

Project	Original Program Year	Program Years 1-5	Program Year 6 (FY20)	Program Year 7 (FY21)	Program Year 8 (FY22)	Total	Scope
SMART	Yr3	50,000				50,000	Music Equipment Replacement
SMART	Yr2	10,000				10,000	CAT 6 Data port Upgrade
SMART	Yr1	100,000				100,000	School Choice Enhancement
SMART	Yr2	35,000				35,000	Wireless Network Upgrade
SMART	Yr2	171,000				171,000	Additional computers to close computer gap
SMART	Yr2	17,000				17,000	Technology Infrastructure (Servers, Racks, etc.) Upgrade
Completed Sub-Total		383,000	0	0	0	383,000	

School Total		4,059,030	0	0	0	4,059,030	
--------------	--	-----------	---	---	---	-----------	--

## Central Park Elementary School

### Adopted District Educational Facilities Plan

Project	Original Program Year	Program Years 1-5	Program Year 6 (FY20)	Program Year 7 (FY21)	Program Year 8 (FY22)	Total	Scope
ADA	Yr1	119,475				119,475	ADA Stage Lift
DEFP Program Sub-Total		119,475	0	0	0	119,475	

### SMART Program

Project	Original Program Year	Program Years 1-5	Program Year 6 (FY20)	Program Year 7 (FY21)	Program Year 8 (FY22)	Total	Scope
Safety & Security	Yr2	982,000				982,000	Fire Sprinklers
Safety & Security	Yr2	60,000				60,000	Safety / Security Upgrade
Music & Art	Yr2	169,000				169,000	Conversion of Existing Space to Music and/or Art Lab(s)
Music & Art	Yr2	136,000				136,000	Music Room Renovation
Renovation	Yr2	1,361,000				1,361,000	Building Envelope Improvements (Roof, Window, Ext Wall, etc.)
Renovation	Yr2	2,100,000				2,100,000	HVAC Improvements
Renovation	Yr2	100,000				100,000	School Choice Enhancement
Renovation	Yr6		3,045,525			3,045,525	Additional funding for approved scope
SMART Program Sub-Total		4,908,000	3,045,525	0	0	7,953,525	

### Completed

Project	Original Program Year	Program Years 1-5	Program Year 6 (FY20)	Program Year 7 (FY21)	Program Year 8 (FY22)	Total	Scope
SMART	Yr2	50,000				50,000	Music Equipment Replacement
SMART	Yr1	14,000				14,000	CAT 6 Data port Upgrade
SMART	Yr1	99,000				99,000	Wireless Network Upgrade
SMART	Yr1	139,000				139,000	Additional computers to close computer gap
SMART	Yr1	164,000				164,000	Technology Infrastructure (Servers, Racks, etc.) Upgrade
Completed Sub-Total		466,000	0	0	0	466,000	

School Total		5,493,475	3,045,525	0	0	8,539,000	
--------------	--	-----------	-----------	---	---	-----------	--

# Challenger Elementary School

## Adopted District Educational Facilities Plan

Project	Original Program Year	Program Years 1-5	Program Year 6 (FY20)	Program Year 7 (FY21)	Program Year 8 (FY22)	Total	Scope
There are no active DEFP projects for this location.						0	

### SMART Program

Project	Original Program Year	Program Years 1-5	Program Year 6 (FY20)	Program Year 7 (FY21)	Program Year 8 (FY22)	Total	Scope
Safety & Security	Yr4	11,467	30,533			42,000	Fire Alarm
Music & Art	Yr4	46,141	122,859			169,000	Conversion of Existing Space to Music and/or Art Lab(s)
Music & Art	Yr4	37,131	98,869			136,000	Music Room Renovation
Renovation	Yr4	233,979	623,021			857,000	Building Envelope Improvements (Roof, Window, Ext Wall, etc.)
Renovation	Yr4	39,588	105,412			145,000	HVAC Improvements
Renovation	Yr4	100,000				100,000	School Choice Enhancement
Renovation	Yr6		2,206,100			2,206,100	Additional funding for approved scope
SMART Program Sub-Total		468,306	3,186,794	0	0	3,655,100	

### Completed

Project	Original Program Year	Program Years 1-5	Program Year 6 (FY20)	Program Year 7 (FY21)	Program Year 8 (FY22)	Total	Scope
SMART	Yr3	50,000				50,000	Music Equipment Replacement
SMART	Yr2	15,000				15,000	CAT 6 Data port Upgrade
SMART	Yr2	98,000				98,000	Wireless Network Upgrade
SMART	Yr2	223,000				223,000	Additional computers to close computer gap
Completed Sub-Total		386,000	0	0	0	386,000	

School Total	854,306	3,186,794	0	0	4,041,100	
--------------	---------	-----------	---	---	-----------	--

# Chapel Trail Elementary School

## Adopted District Educational Facilities Plan

Project	Original Program Year	Program Years 1-5	Program Year 6 (FY20)	Program Year 7 (FY21)	Program Year 8 (FY22)	Total	Scope
There are no active DEFP projects for this location.						0	

### SMART Program

Project	Original Program Year	Program Years 1-5	Program Year 6 (FY20)	Program Year 7 (FY21)	Program Year 8 (FY22)	Total	Scope
Safety & Security	Yr2	12,253	29,747			42,000	Fire Alarm
Renovation	Yr2	100,000				100,000	School Choice Enhancement
Renovation	Yr2	139,162	337,838			477,000	HVAC Improvements
Renovation	Yr2	341,048	827,952			1,169,000	Building Envelope Improvements (Roof, Window, Ext Wall, etc.)
Renovation	Yr6		2,850,436			2,850,436	Additional funding for approved scope
SMART Program Sub-Total		592,463	4,045,973	0	0	4,638,436	

### Completed

Project	Original Program Year	Program Years 1-5	Program Year 6 (FY20)	Program Year 7 (FY21)	Program Year 8 (FY22)	Total	Scope
SMART	Yr3	50,000				50,000	Music Equipment Replacement
DEFP	Yr1	12,214				12,214	Install new ADA wheelchair lift to access the stage.
SMART	Yr2	103,000				103,000	Wireless Network Upgrade
SMART	Yr2	28,000				28,000	CAT 6 Data port Upgrade
SMART	Yr2	108,000				108,000	Technology Infrastructure (Servers, Racks, etc.) Upgrade
SMART	Yr2	207,000				207,000	Additional computers to close computer gap
Completed Sub-Total		508,214	0	0	0	508,214	

School Total		1,100,677	4,045,973	0	0	5,146,650	
--------------	--	-----------	-----------	---	---	-----------	--

# Coconut Creek Elementary School

## Adopted District Educational Facilities Plan

Project	Original Program Year	Program Years 1-5	Program Year 6 (FY20)	Program Year 7 (FY21)	Program Year 8 (FY22)	Total	Scope
There are no active DEFP projects for this location.						0	

## SMART Program

Project	Original Program Year	Program Years 1-5	Program Year 6 (FY20)	Program Year 7 (FY21)	Program Year 8 (FY22)	Total	Scope
All SMART Program projects are complete.						0	

## Completed

Project	Original Program Year	Program Years 1-5	Program Year 6 (FY20)	Program Year 7 (FY21)	Program Year 8 (FY22)	Total	Scope
SMART	Yr1	699,000				699,000	Fire Sprinklers
SMART	Yr1	294,000				294,000	Fire Alarm
SMART	Yr2	50,000				50,000	Music Equipment Replacement
DEFP	Yr1	2,205,618				2,205,618	Replace existing classroom unit ventilators (approximately 43 classrooms) with new unit ventilators, duct and diffusers. Includes all related work including electrical, DDC controls, plumbing, ceiling removal and replacement, test and balance, and replacement of outside air units.
DEFP	Yr1	50,000				50,000	Provide ventilation for Communications Room F110H.
SMART	Yr1	1,055,000				1,055,000	Building Envelope Improvements (Roof, Window, Ext Wall, etc.)
SMART	Yr3	8,000				8,000	CAT 6 Data port Upgrade
SMART	Yr4	517,143				517,143	Additional funding for approved scope
SMART	Yr1	274,000				274,000	Media Center improvements
SMART	Yr1	100,000				100,000	School Choice Enhancement
SMART	Yr3	76,000				76,000	Wireless Network Upgrade
SMART	Yr3	17,000				17,000	Technology Infrastructure (Servers, Racks, etc.) Upgrade
SMART	Yr3	158,000				158,000	Additional computers to close computer gap
Completed Sub-Total		5,503,761	0	0	0	5,503,761	



## Coconut Creek Elementary School

School Total	5,503,761	0	0	0	5,503,761
--------------	-----------	---	---	---	-----------

# Coconut Creek High School

## Adopted District Educational Facilities Plan

Project	Original Program Year	Program Years 1-5	Program Year 6 (FY20)	Program Year 7 (FY21)	Program Year 8 (FY22)	Total	Scope
Fire Sprinkler and Fire Hydrant	Yr1	615,907				615,907	Install new fire hydrant near relocatable classrooms at the west of the property. Scope Revision: Project to include fire sprinklers in building #1.
ADA	Yr1	250,000				250,000	Auditorium Accessibility
DEFP Program Sub-Total		865,907	0	0	0	865,907	

## SMART Program

Project	Original Program Year	Program Years 1-5	Program Year 6 (FY20)	Program Year 7 (FY21)	Program Year 8 (FY22)	Total	Scope
Safety & Security	Yr2	232,712	941,288			1,174,000	Fire Alarm
Safety & Security	Yr2	10,506	42,494			53,000	Safety / Security Upgrade
Renovation	Yr2	135,980	550,020			686,000	Building Envelope Improvements (Roof, Window, Ext Wall, etc.)
Renovation	Yr2	161,352	652,648			814,000	HVAC Improvements
Renovation	Yr2	118,933	481,067			600,000	Media Center improvements
Renovation	Yr2	143,711	581,289			725,000	STEM Lab improvements
SMART Program Sub-Total		803,194	3,248,806	0	0	4,052,000	

## Completed

Project	Original Program Year	Program Years 1-5	Program Year 6 (FY20)	Program Year 7 (FY21)	Program Year 8 (FY22)	Total	Scope
SMART	Yr2	300,000				300,000	Music Equipment Replacement
SMART	Yr2	121,000				121,000	Weight Room Renovation
SMART	Yr2	35,000				35,000	CAT 6 Data port Upgrade
SMART	Yr2	100,000				100,000	School Choice Enhancement
SMART	Yr2	198,000				198,000	Wireless Network Upgrade
SMART	Yr2	288,000				288,000	Additional computers to close computer gap
SMART	Yr2	26,000				26,000	Technology Infrastructure (Servers, Racks, etc.) Upgrade
Completed Sub-Total		1,068,000	0	0	0	1,068,000	

School Total		2,737,101	3,248,806	0	0	5,985,907	
--------------	--	-----------	-----------	---	---	-----------	--

# Coconut Palm Elementary School

## Adopted District Educational Facilities Plan

Project	Original Program Year	Program Years 1-5	Program Year 6 (FY20)	Program Year 7 (FY21)	Program Year 8 (FY22)	Total	Scope
There are no active DEFP projects for this location.						0	

### SMART Program

Project	Original Program Year	Program Years 1-5	Program Year 6 (FY20)	Program Year 7 (FY21)	Program Year 8 (FY22)	Total	Scope
Safety & Security	Yr3	11,467	30,533			42,000	Fire Alarm
Renovation	Yr4	73,170	194,830			268,000	HVAC Improvements
Renovation	Yr4	203,674	542,326			746,000	Building Envelope Improvements (Roof, Window, Ext Wall, etc.)
SMART Program Sub-Total		288,311	767,689	0	0	1,056,000	

### Completed

Project	Original Program Year	Program Years 1-5	Program Year 6 (FY20)	Program Year 7 (FY21)	Program Year 8 (FY22)	Total	Scope
SMART	Yr3	50,000				50,000	Music Equipment Replacement
SMART	Yr1	53,000				53,000	Wireless Network Upgrade
SMART	Yr1	3,000				3,000	CAT 6 Data port Upgrade
SMART	Yr1	100,000				100,000	School Choice Enhancement
SMART	Yr1	145,000				145,000	Technology Infrastructure (Servers, Racks, etc.) Upgrade
SMART	Yr1	192,000				192,000	Additional computers to close computer gap
Completed Sub-Total		543,000	0	0	0	543,000	

School Total	831,311	767,689	0	0	0	1,599,000	
--------------	---------	---------	---	---	---	-----------	--

# Colbert Elementary School

## Adopted District Educational Facilities Plan

Project	Original Program Year	Program Years 1-5	Program Year 6 (FY20)	Program Year 7 (FY21)	Program Year 8 (FY22)	Total	Scope
There are no active DEFP projects for this location.						0	

### SMART Program

Project	Original Program Year	Program Years 1-5	Program Year 6 (FY20)	Program Year 7 (FY21)	Program Year 8 (FY22)	Total	Scope
Safety & Security	Yr3	65,000				65,000	Safety / Security Upgrade
Renovation	Yr3	323,000				323,000	Building Envelope Improvements (Roof, Window, Ext Wall, etc.)
Renovation	Yr3	368,000				368,000	HVAC Improvements
Renovation	Yr1	100,000				100,000	School Choice Enhancement
Renovation	Yr5	834,903				834,903	Additional funding for approved scope
SMART Program Sub-Total		1,690,903	0	0	0	1,690,903	

### Completed

Project	Original Program Year	Program Years 1-5	Program Year 6 (FY20)	Program Year 7 (FY21)	Program Year 8 (FY22)	Total	Scope
SMART	Yr3	50,000				50,000	Music Equipment Replacement
SMART	Yr3	8,000				8,000	CAT 6 Data port Upgrade
SMART	Yr3	50,000				50,000	Wireless Network Upgrade
SMART	Yr3	123,000				123,000	Additional computers to close computer gap
Completed Sub-Total		231,000	0	0	0	231,000	

School Total	1,921,903	0	0	0	1,921,903	
--------------	-----------	---	---	---	-----------	--

## Collins Elementary School

### Adopted District Educational Facilities Plan

Project	Original Program Year	Program Years 1-5	Program Year 6 (FY20)	Program Year 7 (FY21)	Program Year 8 (FY22)	Total	Scope
ADA	Yr1	119,000				119,000	Restroom Renovations
DEFP Program Sub-Total		119,000	0	0	0	119,000	

### SMART Program

Project	Original Program Year	Program Years 1-5	Program Year 6 (FY20)	Program Year 7 (FY21)	Program Year 8 (FY22)	Total	Scope
Safety & Security	Yr4	66,930	227,070			294,000	Fire Alarm
Safety & Security	Yr4	2,277	7,723			10,000	Fire Sprinklers
Safety & Security	Yr4	32,327	109,673			142,000	Safety / Security Upgrade
Renovation	Yr4	107,680	365,320			473,000	Building Envelope Improvements (Roof, Window, Ext Wall, etc.)
Renovation	Yr4	63,971	217,029			281,000	Electrical Improvements
Renovation	Yr4	86,053	291,947			378,000	HVAC Improvements
Renovation	Yr4	17,529	59,471			77,000	Media Center improvements
SMART Program Sub-Total		376,767	1,278,233	0	0	1,655,000	

### Completed

Project	Original Program Year	Program Years 1-5	Program Year 6 (FY20)	Program Year 7 (FY21)	Program Year 8 (FY22)	Total	Scope
SMART	Yr3	50,000				50,000	Music Equipment Replacement
SMART	Yr2	9,000				9,000	CAT 6 Data port Upgrade
SMART	Yr4	100,000				100,000	School Choice Enhancement
SMART	Yr2	43,000				43,000	Wireless Network Upgrade
SMART	Yr2	64,000				64,000	Additional computers to close computer gap
Completed Sub-Total		266,000	0	0	0	266,000	

School Total		761,767	1,278,233	0	0	2,040,000	
--------------	--	---------	-----------	---	---	-----------	--

# Cooper City Elementary School

## Adopted District Educational Facilities Plan

Project	Original Program Year	Program Years 1-5	Program Year 6 (FY20)	Program Year 7 (FY21)	Program Year 8 (FY22)	Total	Scope
There are no active DEFP projects for this location.						0	

### SMART Program

Project	Original Program Year	Program Years 1-5	Program Year 6 (FY20)	Program Year 7 (FY21)	Program Year 8 (FY22)	Total	Scope
Safety & Security	Yr4	2,730	7,270			10,000	Fire Sprinklers
Safety & Security	Yr4	80,268	213,732			294,000	Fire Alarm
Renovation	Yr4	32,217	85,783			118,000	Building Envelope Improvements (Roof, Window, Ext Wall, etc.)
Renovation	Yr4	100,000				100,000	School Choice Enhancement
Renovation	Yr4	44,503	118,497			163,000	HVAC Improvements
Renovation	Yr4	76,992	205,008			282,000	Media Center improvements
SMART Program Sub-Total		336,710	630,290	0	0	967,000	

### Completed

Project	Original Program Year	Program Years 1-5	Program Year 6 (FY20)	Program Year 7 (FY21)	Program Year 8 (FY22)	Total	Scope
SMART	Yr2	50,000				50,000	Music Equipment Replacement
SMART	Yr1	18,000				18,000	CAT 6 Data port Upgrade
SMART	Yr1	47,000				47,000	Wireless Network Upgrade
SMART	Yr1	132,000				132,000	Additional computers to close computer gap
SMART	Yr1	136,000				136,000	Technology Infrastructure (Servers, Racks, etc.) Upgrade
Completed Sub-Total		383,000	0	0	0	383,000	

School Total		719,710	630,290	0	0	1,350,000	
--------------	--	---------	---------	---	---	-----------	--

# Cooper City High School

## Adopted District Educational Facilities Plan

Project	Original Program Year	Program Years 1-5	Program Year 6 (FY20)	Program Year 7 (FY21)	Program Year 8 (FY22)	Total	Scope
ADA	Yr1	250,000				250,000	Auditorium Accessibility
DEFP Program Sub-Total		250,000	0	0	0	250,000	

## SMART Program

Project	Original Program Year	Program Years 1-5	Program Year 6 (FY20)	Program Year 7 (FY21)	Program Year 8 (FY22)	Total	Scope
Safety & Security	Yr4	13,269		43,731		57,000	Safety / Security Upgrade
Safety & Security	Yr4	834,098		2,748,902		3,583,000	Fire Sprinklers
Renovation	Yr4	55,405		182,595		238,000	Replacement of building 5
Renovation	Yr4	514,008		1,693,992		2,208,000	HVAC Improvements
Renovation	Yr4	99,636		328,364		428,000	Electrical Improvements
Renovation	Yr4	233,026		767,974		1,001,000	STEM Lab improvements
Renovation	Yr4	196,477		647,523		844,000	Building Envelope Improvements (Roof, Window, Ext Wall, etc.)
Renovation	Yr5	100,000				100,000	School Choice Enhancement
SMART Program Sub-Total		2,045,919	0	6,413,081	0	8,459,000	

## Completed

Project	Original Program Year	Program Years 1-5	Program Year 6 (FY20)	Program Year 7 (FY21)	Program Year 8 (FY22)	Total	Scope
SMART	Yr2	300,000				300,000	Music Equipment Replacement
DEFP	Yr1	1,621,056				1,621,056	Replace roofing and Roof Top A/C Units at Buildings 3,4,5,6,7,9,16 & 17.
SMART	Yr4	121,000				121,000	Weight Room Renovation
DEFP	Yr1	1,076,816				1,076,816	Construct a new three-story building to include Administration-Guidance, Classrooms, Science and Business Labs and Auto Lab. Construct a single story Custodial Receiving Building. Remodel the existing Building 18 into a new Childcare Service. Site development to include parking lots, new bus and parent loop. Demolish the existing Building 1. Make required repairs to the canal bank on the north side of the campus.

## Cooper City High School

### Completed

Project	Original Program Year	Program Years 1-5	Program Year 6 (FY20)	Program Year 7 (FY21)	Program Year 8 (FY22)	Total	Scope
SMART	Yr3	90,000				90,000	Wireless Network Upgrade
SMART	Yr3	60,000				60,000	CAT 6 Data port Upgrade
SMART	Yr3	24,000				24,000	Technology Infrastructure (Servers, Racks, etc.) Upgrade
SMART	Yr3	54,000				54,000	Additional computers to close computer gap
Completed Sub-Total		3,346,872	0	0	0	3,346,872	
School Total		5,642,791	0	6,413,081	0	12,055,872	



# Coral Cove Elementary School

## Adopted District Educational Facilities Plan

Project	Original Program Year	Program Years 1-5	Program Year 6 (FY20)	Program Year 7 (FY21)	Program Year 8 (FY22)	Total	Scope
There are no active DEFP projects for this location.						0	

## SMART Program

Project	Original Program Year	Program Years 1-5	Program Year 6 (FY20)	Program Year 7 (FY21)	Program Year 8 (FY22)	Total	Scope
All SMART Program projects are complete.						0	

## Completed

Project	Original Program Year	Program Years 1-5	Program Year 6 (FY20)	Program Year 7 (FY21)	Program Year 8 (FY22)	Total	Scope
SMART	Yr3	50,000				50,000	Music Equipment Replacement
SMART	Yr2	13,000				13,000	CAT 6 Data port Upgrade
SMART	Yr4	148,000				148,000	HVAC Improvements
SMART	Yr1	100,000				100,000	School Choice Enhancement
SMART	Yr2	74,000				74,000	Wireless Network Upgrade
SMART	Yr2	193,000				193,000	Additional computers to close computer gap
SMART	Yr2	120,000				120,000	Technology Infrastructure (Servers, Racks, etc.) Upgrade
Completed Sub-Total		698,000	0	0	0	698,000	
School Total		698,000	0	0	0	698,000	

# Coral Glades High School

## Adopted District Educational Facilities Plan

Project	Original Program Year	Program Years 1-5	Program Year 6 (FY20)	Program Year 7 (FY21)	Program Year 8 (FY22)	Total	Scope
There are no active DEFP projects for this location.						0	

### SMART Program

Project	Original Program Year	Program Years 1-5	Program Year 6 (FY20)	Program Year 7 (FY21)	Program Year 8 (FY22)	Total	Scope
Safety & Security	Yr4	13,057	36,943			50,000	Fire Alarm
Renovation	Yr4	97,933	277,067			375,000	HVAC Improvements
Renovation	Yr4	506,899	1,434,101			1,941,000	Building Envelope Improvements (Roof, Window, Ext Wall, etc.)
Renovation	Yr5	100,000				100,000	School Choice Enhancement
SMART Program Sub-Total		717,889	1,748,111	0	0	2,466,000	

### Completed

Project	Original Program Year	Program Years 1-5	Program Year 6 (FY20)	Program Year 7 (FY21)	Program Year 8 (FY22)	Total	Scope
SMART	Yr3	300,000				300,000	Music Equipment Replacement
SMART	Yr4	121,000				121,000	Weight Room Renovation
SMART	Yr1	15,000				15,000	CAT 6 Data port Upgrade
SMART	Yr1	525,000				525,000	Additional computers to close computer gap
SMART	Yr1	194,000				194,000	Technology Infrastructure (Servers, Racks, etc.) Upgrade
Completed Sub-Total		1,155,000	0	0	0	1,155,000	

School Total		1,872,889	1,748,111	0	0	3,621,000	
--------------	--	-----------	-----------	---	---	-----------	--

# Coral Park Elementary School

## Adopted District Educational Facilities Plan

Project	Original Program Year	Program Years 1-5	Program Year 6 (FY20)	Program Year 7 (FY21)	Program Year 8 (FY22)	Total	Scope
There are no active DEFP projects for this location.						0	

### SMART Program

Project	Original Program Year	Program Years 1-5	Program Year 6 (FY20)	Program Year 7 (FY21)	Program Year 8 (FY22)	Total	Scope
Safety & Security	Yr1	369,532	1,045,468			1,415,000	Health & Safety/Fire Sprinkler Protection Exterior- Replace existing
Renovation	Yr1	100,000				100,000	School Choice Enhancement
Renovation	Yr3	69,467	196,533			266,000	Building Envelope Improvements (Roof, Window, Ext Wall, etc.)
SMART Program Sub-Total		538,999	1,242,001	0	0	1,781,000	

### Completed

Project	Original Program Year	Program Years 1-5	Program Year 6 (FY20)	Program Year 7 (FY21)	Program Year 8 (FY22)	Total	Scope
SMART	Yr2	50,000				50,000	Music Equipment Replacement
DEFP	Yr1	3,473,621				3,473,621	Remove and replace 20 Air Handling Units and condensing units in addition to miscellaneous work required to bring the existing mechanical rooms up to current District Mechanical Design Criteria. Replacement of existing door frames & doors on all Mechanical Rooms. Replacement of Outdoor Air Pretreatment Package Unit. Installation of dedicated DX unit to electrical rooms 212, 312, 403, 505, 602, 703, 804 & 902.
SMART	Yr1	73,000				73,000	Wireless Network Upgrade
SMART	Yr1	15,000				15,000	CAT 6 Data port Upgrade
SMART	Yr1	152,000				152,000	Technology Infrastructure (Servers, Racks, etc.) Upgrade
SMART	Yr1	116,000				116,000	Additional computers to close computer gap
Completed Sub-Total		3,879,621	0	0	0	3,879,621	

School Total		4,418,620	1,242,001	0	0	5,660,621	
--------------	--	-----------	-----------	---	---	-----------	--

## Coral Springs Pre-K - 8

### Adopted District Educational Facilities Plan

Project	Original Program Year	Program Years 1-5	Program Year 6 (FY20)	Program Year 7 (FY21)	Program Year 8 (FY22)	Total	Scope
ADA	Yr1	1,735,262				1,735,262	ADA Restrooms, Fire Alarm & Sprinkler
DEFP Program Sub-Total		1,735,262	0	0	0	1,735,262	

### SMART Program

Project	Original Program Year	Program Years 1-5	Program Year 6 (FY20)	Program Year 7 (FY21)	Program Year 8 (FY22)	Total	Scope
Renovation	Yr5	100,000				100,000	School Choice Enhancement
Renovation	Yr3	579,450		1,584,550		2,164,000	HVAC Improvements
Renovation	Yr4	42,348		147,652		190,000	Building Envelope Improvements (Roof, Window, Ext Wall, etc.)
Renovation	Yr4	41,009		142,991		184,000	Media Center improvements
SMART Program Sub-Total		762,807	0	1,875,193	0	2,638,000	

### Completed

Project	Original Program Year	Program Years 1-5	Program Year 6 (FY20)	Program Year 7 (FY21)	Program Year 8 (FY22)	Total	Scope
SMART	Yr3	50,000				50,000	Music Equipment Replacement
SMART	Yr2	14,000				14,000	CAT 6 Data port Upgrade
SMART	Yr2	38,000				38,000	Wireless Network Upgrade
SMART	Yr2	126,000				126,000	Additional computers to close computer gap
SMART	Yr2	26,000				26,000	Technology Infrastructure (Servers, Racks, etc.) Upgrade
Completed Sub-Total		254,000	0	0	0	254,000	

School Total		2,752,069	0	1,875,193	0	4,627,262	
--------------	--	-----------	---	-----------	---	-----------	--

# Coral Springs High School

## Adopted District Educational Facilities Plan

Project	Original Program Year	Program Years 1-5	Program Year 6 (FY20)	Program Year 7 (FY21)	Program Year 8 (FY22)	Total	Scope
There are no active DEFP projects for this location.						0	

### SMART Program

Project	Original Program Year	Program Years 1-5	Program Year 6 (FY20)	Program Year 7 (FY21)	Program Year 8 (FY22)	Total	Scope
Safety & Security	Yr1	1,843	5,157			7,000	Fire Sprinklers
Athletics	Yr2	121,000				121,000	Weight Room Renovation
Renovation	Yr2	1,323,733	3,705,267			5,029,000	HVAC Improvements
Renovation	Yr2	157,406	440,594			598,000	Media Center improvements
Renovation	Yr2	893,896	2,502,104			3,396,000	Building Envelope Improvements (Roof, Window, Ext Wall, etc.)
Renovation	Yr2	120,555	337,445			458,000	Electrical Improvements
Renovation	Yr2	300,859	842,141			1,143,000	STEM Lab improvements
SMART Program Sub-Total		2,919,292	7,832,708	0	0	10,752,000	

### Completed

Project	Original Program Year	Program Years 1-5	Program Year 6 (FY20)	Program Year 7 (FY21)	Program Year 8 (FY22)	Total	Scope
DEFP	Yr1	300,000				300,000	Music Equipment Replacement
SMART	Yr2	100,000				100,000	School Choice Enhancement
SMART	Yr1	51,000				51,000	CAT 6 Data port Upgrade
SMART	Yr1	505,000				505,000	Additional computers to close computer gap
SMART	Yr1	382,000				382,000	Technology Infrastructure (Servers, Racks, etc.) Upgrade
Completed Sub-Total		1,338,000	0	0	0	1,338,000	

School Total	4,257,292	7,832,708	0	0	0	12,090,000	
--------------	-----------	-----------	---	---	---	------------	--

## Coral Springs Middle School

### Adopted District Educational Facilities Plan

Project	Original Program Year	Program Years 1-5	Program Year 6 (FY20)	Program Year 7 (FY21)	Program Year 8 (FY22)	Total	Scope
Fire Sprinkler	Yr1	1,687,223				1,687,223	Installation of fire sprinkler protection throughout Building 1 including modifications to fire alarm system as required. Site work will include installation of a new fire main from Building 1 to existing water main right of way on Wiles Road with backflow preventor & associated fire alarm monitoring devices.
DEFP Program Sub-Total		1,687,223	0	0	0	1,687,223	

### SMART Program

Project	Original Program Year	Program Years 1-5	Program Year 6 (FY20)	Program Year 7 (FY21)	Program Year 8 (FY22)	Total	Scope
Renovation	Yr4	604,267	1,764,733			2,369,000	Building Envelope Improvements (Roof, Window, Ext Wall, etc.)
Renovation	Yr3	1,911,258	5,581,742			7,493,000	HVAC Improvements
Renovation	Yr4	163,246	476,754			640,000	Media Center improvements
Renovation	Yr4	100,000				100,000	School Choice Enhancement
SMART Program Sub-Total		2,778,771	7,823,229	0	0	10,602,000	

### Completed

Project	Original Program Year	Program Years 1-5	Program Year 6 (FY20)	Program Year 7 (FY21)	Program Year 8 (FY22)	Total	Scope
SMART	Yr1	100,000				100,000	Music Equipment Replacement
SMART	Yr3	23,000				23,000	CAT 6 Data port Upgrade
SMART	Yr3	65,000				65,000	Wireless Network Upgrade
SMART	Yr3	217,000				217,000	Additional computers to close computer gap
SMART	Yr3	192,000				192,000	Technology Infrastructure (Servers, Racks, etc.) Upgrade
Completed Sub-Total		597,000	0	0	0	597,000	

School Total		5,062,994	7,823,229	0	0	12,886,223	
--------------	--	-----------	-----------	---	---	------------	--

## Country Hills Elementary School

### Adopted District Educational Facilities Plan

Project	Original Program Year	Program Years 1-5	Program Year 6 (FY20)	Program Year 7 (FY21)	Program Year 8 (FY22)	Total	Scope
There are no active DEFP projects for this location.						0	

### SMART Program

Project	Original Program Year	Program Years 1-5	Program Year 6 (FY20)	Program Year 7 (FY21)	Program Year 8 (FY22)	Total	Scope
Safety & Security	Yr4	30,975		89,025		120,000	Fire Sprinklers
Renovation	Yr4	670,351		1,926,649		2,597,000	HVAC Improvements
Renovation	Yr4	437,781		1,258,219		1,696,000	Building Envelope Improvements (Roof, Window, Ext Wall, etc.)
Renovation	Yr5	100,000				100,000	School Choice Enhancement
SMART Program Sub-Total		1,239,107	0	3,273,893	0	4,513,000	

### Completed

Project	Original Program Year	Program Years 1-5	Program Year 6 (FY20)	Program Year 7 (FY21)	Program Year 8 (FY22)	Total	Scope
SMART	Yr3	50,000				50,000	Music Equipment Replacement
DEFP	Yr1	102,310				102,310	Install ADA Stage Lift and Modify Existing ADA Ramp to Stage.
SMART	Yr1	98,000				98,000	Wireless Network Upgrade
SMART	Yr1	13,000				13,000	CAT 6 Data port Upgrade
SMART	Yr1	165,000				165,000	Technology Infrastructure (Servers, Racks, etc.) Upgrade
SMART	Yr1	207,000				207,000	Additional computers to close computer gap
Completed Sub-Total		635,310	0	0	0	635,310	

School Total		1,874,417	0	3,273,893	0	5,148,310	
--------------	--	-----------	---	-----------	---	-----------	--

## Country Isles Elementary School

### Adopted District Educational Facilities Plan

Project	Original Program Year	Program Years 1-5	Program Year 6 (FY20)	Program Year 7 (FY21)	Program Year 8 (FY22)	Total	Scope
There are no active DEFP projects for this location.						0	

### SMART Program

Project	Original Program Year	Program Years 1-5	Program Year 6 (FY20)	Program Year 7 (FY21)	Program Year 8 (FY22)	Total	Scope
Safety & Security	Yr3	80,268	213,732			294,000	Fire Alarm
Renovation	Yr3	28,394	75,606			104,000	HVAC Improvements
Renovation	Yr3	43,684	116,316			160,000	Media Center improvements
Renovation	Yr6		681,660			681,660	Additional funding for approved scope
SMART Program Sub-Total		152,346	1,087,314	0	0	1,239,660	

### Completed

Project	Original Program Year	Program Years 1-5	Program Year 6 (FY20)	Program Year 7 (FY21)	Program Year 8 (FY22)	Total	Scope
SMART	Yr3	50,000				50,000	Music Equipment Replacement
SMART	Yr3	15,000				15,000	CAT 6 Data port Upgrade
SMART	Yr1	100,000				100,000	School Choice Enhancement
SMART	Yr3	40,000				40,000	Wireless Network Upgrade
SMART	Yr3	178,000				178,000	Additional computers to close computer gap
SMART	Yr3	137,000				137,000	Technology Infrastructure (Servers, Racks, etc.) Upgrade
Completed Sub-Total		520,000	0	0	0	520,000	

School Total		672,346	1,087,314	0	0	1,759,660	
--------------	--	---------	-----------	---	---	-----------	--



# Cresthaven Elementary School

## Adopted District Educational Facilities Plan

Project	Original Program Year	Program Years 1-5	Program Year 6 (FY20)	Program Year 7 (FY21)	Program Year 8 (FY22)	Total	Scope
ADA	Yr1	592,123				592,123	ADA Restrooms
DEFP Program Sub-Total		592,123	0	0	0	592,123	

## SMART Program

Project	Original Program Year	Program Years 1-5	Program Year 6 (FY20)	Program Year 7 (FY21)	Program Year 8 (FY22)	Total	Scope
Renovation	Yr5	215,853			977,147	1,193,000	Building Envelope Improvements (Roof, Window, Ext Wall, etc.)
Renovation	Yr5	476,033			2,154,967	2,631,000	HVAC Improvements
Renovation	Yr5	100,000				100,000	School Choice Enhancement
SMART Program Sub-Total		791,886	0	0	3,132,114	3,924,000	

## Completed

Project	Original Program Year	Program Years 1-5	Program Year 6 (FY20)	Program Year 7 (FY21)	Program Year 8 (FY22)	Total	Scope
SMART	Yr1	50,000				50,000	Music Equipment Replacement
SMART	Yr2	15,000				15,000	CAT 6 Data port Upgrade
SMART	Yr2	66,000				66,000	Wireless Network Upgrade
SMART	Yr2	193,000				193,000	Additional computers to close computer gap
SMART	Yr2	22,000				22,000	Technology Infrastructure (Servers, Racks, etc.) Upgrade
Completed Sub-Total		346,000	0	0	0	346,000	

School Total		1,730,009	0	0	3,132,114	4,862,123	
--------------	--	-----------	---	---	-----------	-----------	--

# Croissant Park Elementary School

## Adopted District Educational Facilities Plan

Project	Original Program Year	Program Years 1-5	Program Year 6 (FY20)	Program Year 7 (FY21)	Program Year 8 (FY22)	Total	Scope
There are no active DEFP projects for this location.						0	

### SMART Program

Project	Original Program Year	Program Years 1-5	Program Year 6 (FY20)	Program Year 7 (FY21)	Program Year 8 (FY22)	Total	Scope
Safety & Security	Yr4	209,597	602,403			812,000	Fire Sprinklers
Safety & Security	Yr4	75,889	218,111			294,000	Fire Alarm
Renovation	Yr5	100,000				100,000	School Choice Enhancement
Renovation	Yr4	439,846	1,264,154			1,704,000	HVAC Improvements
Renovation	Yr4	219,665	631,335			851,000	Building Envelope Improvements (Roof, Window, Ext Wall, etc.)
SMART Program Sub-Total		1,044,997	2,716,003	0	0	3,761,000	

### Completed

Project	Original Program Year	Program Years 1-5	Program Year 6 (FY20)	Program Year 7 (FY21)	Program Year 8 (FY22)	Total	Scope
SMART	Yr1	50,000				50,000	Music Equipment Replacement
SMART	Yr2	20,000				20,000	CAT 6 Data port Upgrade
SMART	Yr2	78,000				78,000	Wireless Network Upgrade
SMART	Yr2	214,000				214,000	Additional computers to close computer gap
Completed Sub-Total		362,000	0	0	0	362,000	

School Total		1,406,997	2,716,003	0	0	4,123,000	
--------------	--	-----------	-----------	---	---	-----------	--

# Cross Creek School

## Adopted District Educational Facilities Plan

Project	Original Program Year	Program Years 1-5	Program Year 6 (FY20)	Program Year 7 (FY21)	Program Year 8 (FY22)	Total	Scope
There are no active DEFP projects for this location.						0	

### SMART Program

Project	Original Program Year	Program Years 1-5	Program Year 6 (FY20)	Program Year 7 (FY21)	Program Year 8 (FY22)	Total	Scope
Safety & Security	Yr4	114,669	305,331			420,000	Fire Alarm
Renovation	Yr4	118,765	316,235			435,000	HVAC Improvements
Renovation	Yr4	110,574	294,426			405,000	Building Envelope Improvements (Roof, Window, Ext Wall, etc.)
Renovation	Yr5	100,000				100,000	School Choice Enhancement
SMART Program Sub-Total		444,008	915,992	0	0	1,360,000	

### Completed

Project	Original Program Year	Program Years 1-5	Program Year 6 (FY20)	Program Year 7 (FY21)	Program Year 8 (FY22)	Total	Scope
SMART	Yr2	50,000				50,000	Music Equipment Replacement
DEFP	Yr1	14,000				14,000	Anchor wood shop equipment to the floor, connect to vacuum, install safety shut off switches on equipment and at Teacher's desk and install one additional electrical circuit from electrical panel to the classroom. Work to be done by
SMART	Yr2	39,000				39,000	Wireless Network Upgrade
SMART	Yr2	37,000				37,000	Additional computers to close computer gap
Completed Sub-Total		140,000	0	0	0	140,000	

School Total		584,008	915,992	0	0	1,500,000	
--------------	--	---------	---------	---	---	-----------	--

# Crystal Lake Middle School

## Adopted District Educational Facilities Plan

Project	Original Program Year	Program Years 1-5	Program Year 6 (FY20)	Program Year 7 (FY21)	Program Year 8 (FY22)	Total	Scope
There are no active DEFP projects for this location.						0	

### SMART Program

Project	Original Program Year	Program Years 1-5	Program Year 6 (FY20)	Program Year 7 (FY21)	Program Year 8 (FY22)	Total	Scope
Safety & Security	Yr1	155,981	316,544			472,525	Install Fire Alarm
Music & Art	Yr4	93,748	190,252			284,000	Conversion of Existing Space to Music and/or Art Lab(s)
Music & Art	Yr4	28,058	56,942			85,000	Art Room Renovation and Equipment
Renovation	Yr5	100,000				100,000	School Choice Enhancement
Renovation	Yr4	111,574	226,426			338,000	Media Center improvements
Renovation	Yr4	80,544	163,456			244,000	HVAC Improvements
Renovation	Yr4	268,041	543,959			812,000	Building Envelope Improvements (Roof, Window, Ext Wall, etc.)
SMART Program Sub-Total		837,946	1,497,579	0	0	2,335,525	

### Completed

Project	Original Program Year	Program Years 1-5	Program Year 6 (FY20)	Program Year 7 (FY21)	Program Year 8 (FY22)	Total	Scope
DEFP	Yr1	100,000				100,000	Music Equipment Replacement
SMART	Yr3	9,000				9,000	CAT 6 Data port Upgrade
SMART	Yr3	128,000				128,000	Wireless Network Upgrade
SMART	Yr3	175,000				175,000	Additional computers to close computer gap
SMART	Yr3	13,000				13,000	Technology Infrastructure (Servers, Racks, etc.) Upgrade
Completed Sub-Total		425,000	0	0	0	425,000	

School Total	1,262,946	1,497,579	0	0	2,760,525
--------------	-----------	-----------	---	---	-----------

# Cypress Bay High School

## Adopted District Educational Facilities Plan

Project	Original Program Year	Program Years 1-5	Program Year 6 (FY20)	Program Year 7 (FY21)	Program Year 8 (FY22)	Total	Scope
There are no active DEFP projects for this location.						0	

### SMART Program

Project	Original Program Year	Program Years 1-5	Program Year 6 (FY20)	Program Year 7 (FY21)	Program Year 8 (FY22)	Total	Scope
Safety & Security	Yr2	107,000				107,000	Safety / Security Upgrade
Renovation	Yr2	652,000				652,000	Building Envelope Improvements (Roof, Window, Ext Wall, etc.)
Renovation	Yr2	12,400,000				12,400,000	CR Addition to allow for removal of portable buildings
Renovation	Yr2	580,000				580,000	HVAC Improvements
Renovation	Yr5	18,839,000				18,839,000	Additional funding for approved scope
SMART Program Sub-Total		32,578,000	0	0	0	32,578,000	

### Completed

Project	Original Program Year	Program Years 1-5	Program Year 6 (FY20)	Program Year 7 (FY21)	Program Year 8 (FY22)	Total	Scope
SMART	Yr3	300,000				300,000	Music Equipment Replacement
DEFP	Yr1	254,323				254,323	Relocation of three portables from New River Site to Cypress Bay High School
SMART	Yr3	345,000				345,000	Track Resurfacing
SMART	Yr2	121,000				121,000	Weight Room Renovation
SMART	Yr1	48,000				48,000	CAT 6 Data port Upgrade
SMART	Yr2	100,000				100,000	School Choice Enhancement
SMART	Yr1	134,000				134,000	Wireless Network Upgrade
SMART	Yr1	970,000				970,000	Additional computers to close computer gap
SMART	Yr1	578,000				578,000	Technology Infrastructure (Servers, Racks, etc.) Upgrade
Completed Sub-Total		2,850,323	0	0	0	2,850,323	

School Total		35,428,323	0	0	0	35,428,323	
--------------	--	------------	---	---	---	------------	--

# Cypress Elementary School

## Adopted District Educational Facilities Plan

Project	Original Program Year	Program Years 1-5	Program Year 6 (FY20)	Program Year 7 (FY21)	Program Year 8 (FY22)	Total	Scope
There are no active DEFP projects for this location.						0	

## SMART Program

Project	Original Program Year	Program Years 1-5	Program Year 6 (FY20)	Program Year 7 (FY21)	Program Year 8 (FY22)	Total	Scope
All SMART Program projects are complete.						0	

## Completed

Project	Original Program Year	Program Years 1-5	Program Year 6 (FY20)	Program Year 7 (FY21)	Program Year 8 (FY22)	Total	Scope
SMART	Yr1	103,000				103,000	Safety / Security Upgrade
SMART	Yr1	634,000				634,000	Fire Sprinklers
SMART	Yr1	50,000				50,000	Music Equipment Replacement
SMART	Yr1	177,000				177,000	Media Center improvements
SMART	Yr4	452,897				452,897	Additional funding for approved scope
SMART	Yr1	637,564				637,564	Building Envelope Improvements (Roof, Window, Ext Wall, etc.)
SMART	Yr2	12,000				12,000	CAT 6 Data port Upgrade
SMART	Yr1	1,747,603				1,747,603	Replace existing classroom unit ventilators (approximately 42) with new unit ventilators, duct and diffusers. Includes all related work including electrical, DDC controls, plumbing, ceiling removal and replacement, test and balance, and replacement of outside air units.
SMART	Yr1	105,918				105,918	School Choice Enhancement
SMART	Yr2	84,000				84,000	Wireless Network Upgrade
SMART	Yr2	247,000				247,000	Additional computers to close computer gap
SMART	Yr2	61,000				61,000	Technology Infrastructure (Servers, Racks, etc.) Upgrade
Completed Sub-Total		4,311,982	0	0	0	4,311,982	
School Total		4,311,982	0	0	0	4,311,982	

# Cypress Run Education Center

## Adopted District Educational Facilities Plan

Project	Original Program Year	Program Years 1-5	Program Year 6 (FY20)	Program Year 7 (FY21)	Program Year 8 (FY22)	Total	Scope
There are no active DEFP projects for this location.						0	

## SMART Program

Project	Original Program Year	Program Years 1-5	Program Year 6 (FY20)	Program Year 7 (FY21)	Program Year 8 (FY22)	Total	Scope
All SMART Program projects are complete.						0	

## Completed

Project	Original Program Year	Program Years 1-5	Program Year 6 (FY20)	Program Year 7 (FY21)	Program Year 8 (FY22)	Total	Scope
SMART	Yr2	50,000				50,000	Music Equipment Replacement
SMART	Yr3	20,000				20,000	Wireless Network Upgrade
SMART	Yr1	100,000				100,000	School Choice Enhancement
SMART	Yr3	1,000				1,000	CAT 6 Data port Upgrade
SMART	Yr3	77,000				77,000	HVAC Improvements
Completed Sub-Total		248,000	0	0	0	248,000	
School Total		248,000	0	0	0	248,000	

## Dandy, William Middle School

### Adopted District Educational Facilities Plan

Project	Original Program Year	Program Years 1-5	Program Year 6 (FY20)	Program Year 7 (FY21)	Program Year 8 (FY22)	Total	Scope
There are no active DEFP projects for this location.						0	

### SMART Program

Project	Original Program Year	Program Years 1-5	Program Year 6 (FY20)	Program Year 7 (FY21)	Program Year 8 (FY22)	Total	Scope
Safety & Security	Yr3	127,782	334,218			462,000	Fire Alarm
Safety & Security	Yr3	4,425	11,575			16,000	Fire Sprinklers
Safety & Security	Yr3	22,956	60,044			83,000	Safety / Security Upgrade
Renovation	Yr3	564,784	1,477,216			2,042,000	Building Envelope Improvements (Roof, Window, Ext Wall, etc.)
Renovation	Yr3	147,419	385,581			533,000	HVAC Improvements
Renovation	Yr3	16,318	42,682			59,000	Replacement of building 18
Renovation	Yr6		4,023,550			4,023,550	Additional funding for approved scope
SMART Program Sub-Total		883,684	6,334,866	0	0	7,218,550	

### Completed

Project	Original Program Year	Program Years 1-5	Program Year 6 (FY20)	Program Year 7 (FY21)	Program Year 8 (FY22)	Total	Scope
SMART	Yr2	100,000				100,000	Music Equipment Replacement
SMART	Yr3	19,000				19,000	CAT 6 Data port Upgrade
SMART	Yr3	100,000				100,000	School Choice Enhancement
SMART	Yr3	104,000				104,000	Wireless Network Upgrade
SMART	Yr3	85,000				85,000	Additional computers to close computer gap
SMART	Yr3	9,000				9,000	Technology Infrastructure (Servers, Racks, etc.) Upgrade
Completed Sub-Total		417,000	0	0	0	417,000	

School Total	1,300,684	6,334,866	0	0	7,635,550	
--------------	-----------	-----------	---	---	-----------	--



# Dania Elementary School

## Adopted District Educational Facilities Plan

Project	Original Program Year	Program Years 1-5	Program Year 6 (FY20)	Program Year 7 (FY21)	Program Year 8 (FY22)	Total	Scope
There are no active DEFP projects for this location.						0	

### SMART Program

Project	Original Program Year	Program Years 1-5	Program Year 6 (FY20)	Program Year 7 (FY21)	Program Year 8 (FY22)	Total	Scope
Safety & Security	Yr4	38,389	108,611			147,000	Safety / Security Upgrade
Music & Art	Yr4	278,128	786,872			1,065,000	Replacement of building 2
Music & Art	Yr4	35,517	100,483			136,000	Music Room Renovation
Music & Art	Yr4	16,975	48,025			65,000	Art Room Renovation and Equipment
Renovation	Yr4	55,626	157,374			213,000	Media Center improvements
Renovation	Yr4	159,304	450,696			610,000	Electrical Improvements
Renovation	Yr4	69,467	196,533			266,000	Building Envelope Improvements (Roof, Window, Ext Wall, etc.)
Renovation	Yr5	100,000				100,000	School Choice Enhancement
SMART Program Sub-Total		753,406	1,848,594	0	0	2,602,000	

### Completed

Project	Original Program Year	Program Years 1-5	Program Year 6 (FY20)	Program Year 7 (FY21)	Program Year 8 (FY22)	Total	Scope
SMART	Yr3	50,000				50,000	Music Equipment Replacement
SMART	Yr2	8,000				8,000	CAT 6 Data port Upgrade
SMART	Yr2	66,000				66,000	Wireless Network Upgrade
SMART	Yr2	135,000				135,000	Additional computers to close computer gap
Completed Sub-Total		259,000	0	0	0	259,000	
School Total		1,012,406	1,848,594	0	0	2,861,000	

# Dave Thomas Education Center

## Adopted District Educational Facilities Plan

Project	Original Program Year	Program Years 1-5	Program Year 6 (FY20)	Program Year 7 (FY21)	Program Year 8 (FY22)	Total	Scope
There are no active DEFP projects for this location.						0	

### SMART Program

Project	Original Program Year	Program Years 1-5	Program Year 6 (FY20)	Program Year 7 (FY21)	Program Year 8 (FY22)	Total	Scope
Renovation	Yr2	96,561	276,439			373,000	Building Envelope Improvements (Roof, Window, Ext Wall, etc.)
Renovation	Yr2	99,668	285,332			385,000	HVAC Improvements
Renovation	Yr6		1,861,494			1,861,494	Additional funding for approved scope
SMART Program Sub-Total		196,229	2,423,265	0	0	2,619,494	

### Completed

Project	Original Program Year	Program Years 1-5	Program Year 6 (FY20)	Program Year 7 (FY21)	Program Year 8 (FY22)	Total	Scope
SMART	Yr2	50,000				50,000	Music Equipment Replacement
SMART	Yr2	100,000				100,000	School Choice Enhancement
SMART	Yr3	45,000				45,000	Wireless Network Upgrade
SMART	Yr3	62,000				62,000	Technology Infrastructure (Servers, Racks, etc.) Upgrade
Completed Sub-Total		257,000	0	0	0	257,000	

School Total		453,229	2,423,265	0	0	2,876,494	
--------------	--	---------	-----------	---	---	-----------	--

# Dave Thomas Education Center-West

## Adopted District Educational Facilities Plan

Project	Original Program Year	Program Years 1-5	Program Year 6 (FY20)	Program Year 7 (FY21)	Program Year 8 (FY22)	Total	Scope
There are no active DEFP projects for this location.						0	

## SMART Program

Project	Original Program Year	Program Years 1-5	Program Year 6 (FY20)	Program Year 7 (FY21)	Program Year 8 (FY22)	Total	Scope
All SMART Program projects are complete.						0	

## Completed

Project	Original Program Year	Program Years 1-5	Program Year 6 (FY20)	Program Year 7 (FY21)	Program Year 8 (FY22)	Total	Scope
SMART	Yr2	50,000				50,000	Music Equipment Replacement
SMART	Yr3	13,000				13,000	CAT 6 Data port Upgrade
SMART	Yr1	100,000				100,000	School Choice Enhancement
SMART	Yr3	49,000				49,000	Wireless Network Upgrade
Completed Sub-Total		212,000	0	0	0	212,000	
School Total		212,000	0	0	0	212,000	

# Davie Elementary School

## Adopted District Educational Facilities Plan

Project	Original Program Year	Program Years 1-5	Program Year 6 (FY20)	Program Year 7 (FY21)	Program Year 8 (FY22)	Total	Scope
There are no active DEFP projects for this location.						0	

### SMART Program

Project	Original Program Year	Program Years 1-5	Program Year 6 (FY20)	Program Year 7 (FY21)	Program Year 8 (FY22)	Total	Scope
Safety & Security	Yr3	191,432	493,568			685,000	Fire Sprinklers
Safety & Security	Yr3	20,401	52,599			73,000	Safety / Security Upgrade
Renovation	Yr3	300,143	773,857			1,074,000	Building Envelope Improvements (Roof, Window, Ext Wall, etc.)
Renovation	Yr3	226,085	582,915			809,000	HVAC Improvements
Renovation	Yr3	65,674	169,326			235,000	Media Center improvements
Renovation	Yr6		2,220,700			2,220,700	Additional funding for approved scope
SMART Program Sub-Total		803,735	4,292,965	0	0	5,096,700	

### Completed

Project	Original Program Year	Program Years 1-5	Program Year 6 (FY20)	Program Year 7 (FY21)	Program Year 8 (FY22)	Total	Scope
SMART	Yr2	50,000				50,000	Music Equipment Replacement
SMART	Yr2	9,000				9,000	CAT 6 Data port Upgrade
SMART	Yr3	100,000				100,000	School Choice Enhancement
SMART	Yr2	79,000				79,000	Wireless Network Upgrade
SMART	Yr2	202,000				202,000	Additional computers to close computer gap
Completed Sub-Total		440,000	0	0	0	440,000	

School Total		1,243,735	4,292,965	0	0	5,536,700	
--------------	--	-----------	-----------	---	---	-----------	--

## Deerfield Beach Elementary School

### Adopted District Educational Facilities Plan

Project	Original Program Year	Program Years 1-5	Program Year 6 (FY20)	Program Year 7 (FY21)	Program Year 8 (FY22)	Total	Scope
Life Safety	Yr1	326,445				326,445	Lead Base Paint Abatement
Window Replacement - Building #1 Auditorium	Yr1	750,000				750,000	Replacement of wood windows at Building #1 - Auditorium. Verification of requirements for National Historic Register. Scope evaluation is currently on-going.
DEFP Program Sub-Total		1,076,445	0	0	0	1,076,445	

### SMART Program

Project	Original Program Year	Program Years 1-5	Program Year 6 (FY20)	Program Year 7 (FY21)	Program Year 8 (FY22)	Total	Scope
Safety & Security	Yr3	294,000				294,000	Fire Alarm
Safety & Security	Yr2	725,000				725,000	Fire Sprinklers
Renovation	Yr3	529,000				529,000	HVAC Improvements
Renovation	Yr3	378,000				378,000	Media Center improvements
Renovation	Yr3	2,862,000				2,862,000	Renovations to Building 1 (Historic)
Renovation	Yr1	100,000				100,000	School Choice Enhancement
Renovation	Yr3	369,000				369,000	Building Envelope Improvements (Roof, Window, Ext. Wall, etc.)
Renovation	Yr6		-622,000			-622,000	Funding reduced for construction bid award. Savings returned to the SMART Program Reserve.
SMART Program Sub-Total		5,257,000	-622,000	0	0	4,635,000	

### Completed

Project	Original Program Year	Program Years 1-5	Program Year 6 (FY20)	Program Year 7 (FY21)	Program Year 8 (FY22)	Total	Scope
SMART	Yr1	50,000				50,000	Music Equipment Replacement
SMART	Yr2	72,000				72,000	Wireless Network Upgrade
SMART	Yr2	13,000				13,000	CAT 6 Data port Upgrade
SMART	Yr2	207,000				207,000	Additional computers to close computer gap
Completed Sub-Total		342,000	0	0	0	342,000	

School Total		6,675,445	-622,000	0	0	6,053,445	
--------------	--	-----------	----------	---	---	-----------	--

# Deerfield Beach High School

## Adopted District Educational Facilities Plan

Project	Original Program Year	Program Years 1-5	Program Year 6 (FY20)	Program Year 7 (FY21)	Program Year 8 (FY22)	Total	Scope
There are no active DEFP projects for this location.						0	

### SMART Program

Project	Original Program Year	Program Years 1-5	Program Year 6 (FY20)	Program Year 7 (FY21)	Program Year 8 (FY22)	Total	Scope
Safety & Security	Yr1	22,000				22,000	Fire Sprinklers
Safety & Security	Yr4	29,426		84,574		114,000	Safety / Security Upgrade
Renovation	Yr1	8,752,000				8,752,000	Roof Repairs and HVAC
Renovation	Yr4	177,590		510,410		688,000	Media Center improvements
Renovation	Yr5	100,000				100,000	School Choice Enhancement
Renovation	Yr4	508,765		1,462,235		1,971,000	STEM Lab improvements
Renovation	Yr4	215,793		620,207		836,000	Building Envelope Improvements (Roof, Window, Ext Wall, etc.)
Renovation	Yr4	78,212		224,788		303,000	Electrical Improvements
SMART Program Sub-Total		9,883,786	0	2,902,214	0	12,786,000	

### Completed

Project	Original Program Year	Program Years 1-5	Program Year 6 (FY20)	Program Year 7 (FY21)	Program Year 8 (FY22)	Total	Scope
DEFP	Yr1	300,000				300,000	Music Equipment Replacement
SMART	Yr4	121,000				121,000	Weight Room Renovation
SMART	Yr3	195,000				195,000	Wireless Network Upgrade
SMART	Yr3	43,000				43,000	CAT 6 Data port Upgrade
SMART	Yr3	492,000				492,000	Additional computers to close computer gap
SMART	Yr3	13,000				13,000	Technology Infrastructure (Servers, Racks, etc.) Upgrade
Completed Sub-Total		1,164,000	0	0	0	1,164,000	

School Total		11,047,786	0	2,902,214	0	13,950,000	
--------------	--	------------	---	-----------	---	------------	--

# Deerfield Beach Middle School

## Adopted District Educational Facilities Plan

Project	Original Program Year	Program Years 1-5	Program Year 6 (FY20)	Program Year 7 (FY21)	Program Year 8 (FY22)	Total	Scope
There are no active DEFP projects for this location.						0	

### SMART Program

Project	Original Program Year	Program Years 1-5	Program Year 6 (FY20)	Program Year 7 (FY21)	Program Year 8 (FY22)	Total	Scope
Safety & Security	Yr5	163,135			468,865	632,000	Fire Sprinklers
Safety & Security	Yr5	118,996			342,004	461,000	Fire Alarm
Renovation	Yr5	184,301			529,699	714,000	HVAC Improvements
Renovation	Yr5	77,179			221,821	299,000	Media Center improvements
Renovation	Yr5	100,000				100,000	School Choice Enhancement
Renovation	Yr5	574,846			1,652,154	2,227,000	Building Envelope Improvements (Roof, Window, Ext Wall, etc.)
SMART Program Sub-Total		1,218,457	0	0	3,214,543	4,433,000	

### Completed

Project	Original Program Year	Program Years 1-5	Program Year 6 (FY20)	Program Year 7 (FY21)	Program Year 8 (FY22)	Total	Scope
DEFP	Yr1	100,000				100,000	Music Equipment Replacement
SMART	Yr3	13,000				13,000	CAT 6 Data port Upgrade
SMART	Yr3	56,000				56,000	Wireless Network Upgrade
SMART	Yr3	155,000				155,000	Additional computers to close computer gap
Completed Sub-Total		324,000	0	0	0	324,000	

School Total		1,542,457	0	0	3,214,543	4,757,000	
--------------	--	-----------	---	---	-----------	-----------	--

## Deerfield Park Elementary School

### Adopted District Educational Facilities Plan

Project	Original Program Year	Program Years 1-5	Program Year 6 (FY20)	Program Year 7 (FY21)	Program Year 8 (FY22)	Total	Scope
There are no active DEFP projects for this location.						0	

### SMART Program

Project	Original Program Year	Program Years 1-5	Program Year 6 (FY20)	Program Year 7 (FY21)	Program Year 8 (FY22)	Total	Scope
Safety & Security	Yr4	75,631	217,369			293,000	Fire Alarm
Safety & Security	Yr4	208,565	599,435			808,000	Fire Sprinklers
Athletics	Yr4	2,581	7,419			10,000	PE/Athletic Improvements
Renovation	Yr4	319,043	916,957			1,236,000	Building Envelope Improvements (Roof, Window, Ext Wall, etc.)
Renovation	Yr4	746,757	2,146,243			2,893,000	HVAC Improvements
Renovation	Yr4	100,000				100,000	School Choice Enhancement
Renovation	Yr6		984,840			984,840	Additional funding for approved scope
SMART Program Sub-Total		1,452,577	4,872,263	0	0	6,324,840	

### Completed

Project	Original Program Year	Program Years 1-5	Program Year 6 (FY20)	Program Year 7 (FY21)	Program Year 8 (FY22)	Total	Scope
SMART	Yr1	50,000				50,000	Music Equipment Replacement
SMART	Yr2	15,000				15,000	CAT 6 Data port Upgrade
SMART	Yr2	30,000				30,000	Wireless Network Upgrade
SMART	Yr2	166,000				166,000	Additional computers to close computer gap
Completed Sub-Total		261,000	0	0	0	261,000	

School Total		1,713,577	4,872,263	0	0	6,585,840	
--------------	--	-----------	-----------	---	---	-----------	--



## Dillard 6-12 School

### Adopted District Educational Facilities Plan

Project	Original Program Year	Program Years 1-5	Program Year 6 (FY20)	Program Year 7 (FY21)	Program Year 8 (FY22)	Total	Scope
There are no active DEFP projects for this location.						0	

### SMART Program

Project	Original Program Year	Program Years 1-5	Program Year 6 (FY20)	Program Year 7 (FY21)	Program Year 8 (FY22)	Total	Scope
Safety & Security	Yr1	375,000				375,000	Fire Sprinklers
Safety & Security	Yr1	72,000				72,000	Safety / Security Upgrade
Renovation	Yr1	2,441,000				2,441,000	Building Envelope Improvements (Roof, Window, Ext Wall, etc.)
Renovation	Yr1	522,000				522,000	Electrical Improvements
Renovation	Yr1	282,000				282,000	HVAC Improvements
Renovation	Yr5	4,266,232				4,266,232	Additional funding for approved scope
SMART Program Sub-Total		7,958,232	0	0	0	7,958,232	

### Completed

Project	Original Program Year	Program Years 1-5	Program Year 6 (FY20)	Program Year 7 (FY21)	Program Year 8 (FY22)	Total	Scope
SMART	Yr1	300,000				300,000	Music Equipment Replacement
SMART	Yr1	121,000				121,000	Weight Room Renovation
SMART	Yr3	63,000				63,000	CAT 6 Data port Upgrade
SMART	Yr1	100,000				100,000	School Choice Enhancement
SMART	Yr3	188,000				188,000	Wireless Network Upgrade
SMART	Yr3	199,000				199,000	Additional computers to close computer gap
Completed Sub-Total		971,000	0	0	0	971,000	

School Total	8,929,232	0	0	0	8,929,232
--------------	-----------	---	---	---	-----------

# Dillard Elementary School

## Adopted District Educational Facilities Plan

Project	Original Program Year	Program Years 1-5	Program Year 6 (FY20)	Program Year 7 (FY21)	Program Year 8 (FY22)	Total	Scope
There are no active DEFP projects for this location.						0	

### SMART Program

Project	Original Program Year	Program Years 1-5	Program Year 6 (FY20)	Program Year 7 (FY21)	Program Year 8 (FY22)	Total	Scope
Renovation	Yr4	222,241	628,759			851,000	Building Envelope Improvements (Roof, Window, Ext Wall, etc.)
Renovation	Yr3	215,713	610,287			826,000	HVAC Improvements
Renovation	Yr4	100,000				100,000	School Choice Enhancement
SMART Program Sub-Total		537,954	1,239,046	0	0	1,777,000	

### Completed

Project	Original Program Year	Program Years 1-5	Program Year 6 (FY20)	Program Year 7 (FY21)	Program Year 8 (FY22)	Total	Scope
SMART	Yr1	50,000				50,000	Music Equipment Replacement
SMART	Yr3	14,000				14,000	CAT 6 Data port Upgrade
SMART	Yr3	30,000				30,000	Wireless Network Upgrade
SMART	Yr3	29,000				29,000	Additional computers to close computer gap
Completed Sub-Total		123,000	0	0	0	123,000	

School Total	660,954	1,239,046	0	0	0	1,900,000	
--------------	---------	-----------	---	---	---	-----------	--

## Discovery Elementary School

### Adopted District Educational Facilities Plan

Project	Original Program Year	Program Years 1-5	Program Year 6 (FY20)	Program Year 7 (FY21)	Program Year 8 (FY22)	Total	Scope
There are no active DEFP projects for this location.						0	

### SMART Program

Project	Original Program Year	Program Years 1-5	Program Year 6 (FY20)	Program Year 7 (FY21)	Program Year 8 (FY22)	Total	Scope
All SMART Program projects are complete.						0	

### Completed

Project	Original Program Year	Program Years 1-5	Program Year 6 (FY20)	Program Year 7 (FY21)	Program Year 8 (FY22)	Total	Scope
SMART	Yr3	50,000				50,000	Music Equipment Replacement
SMART	Yr5	150,000				150,000	HVAC Improvements
SMART	Yr1	100,000				100,000	School Choice Enhancement
SMART	Yr2	14,000				14,000	Wireless Network Upgrade
SMART	Yr2	14,000				14,000	CAT 6 Data port Upgrade
SMART	Yr2	4,000				4,000	Technology Infrastructure (Servers, Racks, etc.) Upgrade
SMART	Yr2	281,000				281,000	Additional computers to close computer gap
Completed Sub-Total		613,000	0	0	0	613,000	
School Total		613,000	0	0	0	613,000	

# Dolphin Bay Elementary School

## Adopted District Educational Facilities Plan

Project	Original Program Year	Program Years 1-5	Program Year 6 (FY20)	Program Year 7 (FY21)	Program Year 8 (FY22)	Total	Scope
There are no active DEFP projects for this location.						0	

## SMART Program

Project	Original Program Year	Program Years 1-5	Program Year 6 (FY20)	Program Year 7 (FY21)	Program Year 8 (FY22)	Total	Scope
All SMART Program projects are complete.						0	

## Completed

Project	Original Program Year	Program Years 1-5	Program Year 6 (FY20)	Program Year 7 (FY21)	Program Year 8 (FY22)	Total	Scope
SMART	Yr3	50,000				50,000	Music Equipment Replacement
SMART	Yr3	10,000				10,000	CAT 6 Data port Upgrade
SMART	Yr1	100,000				100,000	School Choice Enhancement
SMART	Yr3	74,000				74,000	Wireless Network Upgrade
SMART	Yr3	71,000				71,000	Additional computers to close computer gap
SMART	Yr3	2,000				2,000	Technology Infrastructure (Servers, Racks, etc.) Upgrade
Completed Sub-Total		307,000	0	0	0	307,000	
School Total		307,000	0	0	0	307,000	

## Drew, Charles Elementary School

### Adopted District Educational Facilities Plan

Project	Original Program Year	Program Years 1-5	Program Year 6 (FY20)	Program Year 7 (FY21)	Program Year 8 (FY22)	Total	Scope
There are no active DEFP projects for this location.						0	

### SMART Program

Project	Original Program Year	Program Years 1-5	Program Year 6 (FY20)	Program Year 7 (FY21)	Program Year 8 (FY22)	Total	Scope
Safety & Security	Yr3	77,125	215,875			293,000	Fire Alarm
Safety & Security	Yr2	182,679	511,321			694,000	Fire Sprinklers
Renovation	Yr3	498,025	1,393,975			1,892,000	HVAC Improvements
Renovation	Yr3	36,326	101,674			138,000	Building Envelope Improvements (Roof, Window, Ext Wall, etc.)
SMART Program Sub-Total		794,155	2,222,845	0	0	3,017,000	

### Completed

Project	Original Program Year	Program Years 1-5	Program Year 6 (FY20)	Program Year 7 (FY21)	Program Year 8 (FY22)	Total	Scope
SMART	Yr1	50,000				50,000	Music Equipment Replacement
SMART	Yr1	100,000				100,000	School Choice Enhancement
SMART	Yr2	22,000				22,000	Wireless Network Upgrade
SMART	Yr2	121,000				121,000	Additional computers to close computer gap
Completed Sub-Total		293,000	0	0	0	293,000	

School Total		1,087,155	2,222,845	0	0	3,310,000	
--------------	--	-----------	-----------	---	---	-----------	--

# Drew, Charles Family Resource Center

## Adopted District Educational Facilities Plan

Project	Original Program Year	Program Years 1-5	Program Year 6 (FY20)	Program Year 7 (FY21)	Program Year 8 (FY22)	Total	Scope
There are no active DEFP projects for this location.						0	

### SMART Program

Project	Original Program Year	Program Years 1-5	Program Year 6 (FY20)	Program Year 7 (FY21)	Program Year 8 (FY22)	Total	Scope
Renovation	Yr3	308,765	864,235			1,173,000	Building Envelope Improvements (Roof, Window, Ext Wall, etc.)
Renovation	Yr3	59,227	165,773			225,000	HVAC Improvements
Renovation	Yr3	50,276	140,724			191,000	Media Center improvements
Renovation	Yr3	146,617	410,383			557,000	Replacement of building 3
Renovation	Yr3	151,356	423,644			575,000	Replacement of building 5
Renovation	Yr3	146,617	410,383			557,000	Replacement of building 6
SMART Program Sub-Total		862,858	2,415,142	0	0	3,278,000	

### Completed

Project	Original Program Year	Program Years 1-5	Program Year 6 (FY20)	Program Year 7 (FY21)	Program Year 8 (FY22)	Total	Scope
SMART	Yr3	50,000				50,000	Music Equipment Replacement
SMART	Yr3	11,000				11,000	CAT 6 Data port Upgrade
SMART	Yr3	100,000				100,000	School Choice Enhancement
SMART	Yr3	26,000				26,000	Wireless Network Upgrade
SMART	Yr3	31,000				31,000	Technology Infrastructure (Servers, Racks, etc.) Upgrade
Completed Sub-Total		218,000	0	0	0	218,000	

School Total	1,080,858	2,415,142	0	0	0	3,496,000	
--------------	-----------	-----------	---	---	---	-----------	--

# Driftwood Elementary School

## Adopted District Educational Facilities Plan

Project	Original Program Year	Program Years 1-5	Program Year 6 (FY20)	Program Year 7 (FY21)	Program Year 8 (FY22)	Total	Scope
There are no active DEFP projects for this location.						0	

### SMART Program

Project	Original Program Year	Program Years 1-5	Program Year 6 (FY20)	Program Year 7 (FY21)	Program Year 8 (FY22)	Total	Scope
Safety & Security	Yr1	1,828	5,172			7,000	Fire Sprinklers
Renovation	Yr5	100,000				100,000	School Choice Enhancement
Renovation	Yr4	78,346	221,654			300,000	HVAC Improvements
Renovation	Yr4	372,927	1,055,073			1,428,000	Building Envelope Improvements (Roof, Window, Ext Wall, etc.)
SMART Program Sub-Total		553,101	1,281,899	0	0	1,835,000	

### Completed

Project	Original Program Year	Program Years 1-5	Program Year 6 (FY20)	Program Year 7 (FY21)	Program Year 8 (FY22)	Total	Scope
SMART	Yr2	50,000				50,000	Music Equipment Replacement
SMART	Yr2	4,000				4,000	CAT 6 Data port Upgrade
SMART	Yr2	70,000				70,000	Wireless Network Upgrade
SMART	Yr2	121,000				121,000	Additional computers to close computer gap
Completed Sub-Total		245,000	0	0	0	245,000	

School Total		798,101	1,281,899	0	0	2,080,000	
--------------	--	---------	-----------	---	---	-----------	--

# Driftwood Middle School

## Adopted District Educational Facilities Plan

Project	Original Program Year	Program Years 1-5	Program Year 6 (FY20)	Program Year 7 (FY21)	Program Year 8 (FY22)	Total	Scope
There are no active DEFP projects for this location.						0	

### SMART Program

Project	Original Program Year	Program Years 1-5	Program Year 6 (FY20)	Program Year 7 (FY21)	Program Year 8 (FY22)	Total	Scope
Safety & Security	Yr1	4,738	13,262			18,000	Fire Sprinklers
Safety & Security	Yr2	12,898	36,102			49,000	Safety / Security Upgrade
Music & Art	Yr2	22,375	62,625			85,000	Art Room Renovation and Equipment
Music & Art	Yr2	74,756	209,244			284,000	Conversion of Existing Space to Music and/or Art Lab(s)
Renovation	Yr2	613,845	1,718,155			2,332,000	Building Envelope Improvements (Roof, Window, Ext Wall, etc.)
Renovation	Yr2	177,678	497,322			675,000	Electrical Improvements
Renovation	Yr2	475,914	1,332,086			1,808,000	HVAC Improvements
Renovation	Yr2	77,125	215,875			293,000	Media Center improvements
Renovation	Yr6		2,801,700			2,801,700	Additional funding for approved scope
SMART Program Sub-Total		1,459,329	6,886,371	0	0	8,345,700	

### Completed

Project	Original Program Year	Program Years 1-5	Program Year 6 (FY20)	Program Year 7 (FY21)	Program Year 8 (FY22)	Total	Scope
SMART	Yr1	100,000				100,000	Music Equipment Replacement
SMART	Yr3	17,000				17,000	CAT 6 Data port Upgrade
SMART	Yr2	100,000				100,000	School Choice Enhancement
SMART	Yr3	144,000				144,000	Wireless Network Upgrade
SMART	Yr3	216,000				216,000	Additional computers to close computer gap
SMART	Yr3	8,000				8,000	Technology Infrastructure (Servers, Racks, etc.) Upgrade
Completed Sub-Total		585,000	0	0	0	585,000	

School Total		2,044,329	6,886,371	0	0	8,930,700	
--------------	--	-----------	-----------	---	---	-----------	--



# Eagle Point Elementary School

## Adopted District Educational Facilities Plan

Project	Original Program Year	Program Years 1-5	Program Year 6 (FY20)	Program Year 7 (FY21)	Program Year 8 (FY22)	Total	Scope
There are no active DEFP projects for this location.						0	

### SMART Program

Project	Original Program Year	Program Years 1-5	Program Year 6 (FY20)	Program Year 7 (FY21)	Program Year 8 (FY22)	Total	Scope
Safety & Security	Yr1	13,161	36,839			50,000	Fire Alarm
Music & Art	Yr1	89,234	249,766			339,000	Conversion of Existing Space to Music and/or Art Lab(s)
Music & Art	Yr1	35,799	100,201			136,000	Music Room Renovation
Music & Art	Yr1	17,109	47,891			65,000	Art Room Renovation and Equipment
Renovation	Yr1	364,043	1,018,957			1,383,000	Building Envelope Improvements (Roof, Window, Ext Wall, etc.)
Renovation	Yr1	749,407	2,097,593			2,847,000	HVAC Improvements
Renovation	Yr6		1,325,450			1,325,450	Additional funding for approved scope
SMART Program Sub-Total		1,268,753	4,876,697	0	0	6,145,450	

### Completed

Project	Original Program Year	Program Years 1-5	Program Year 6 (FY20)	Program Year 7 (FY21)	Program Year 8 (FY22)	Total	Scope
SMART	Yr1	50,000				50,000	Music Equipment Replacement
SMART	Yr1	17,000				17,000	CAT 6 Data port Upgrade
SMART	Yr1	100,000				100,000	School Choice Enhancement
SMART	Yr1	115,000				115,000	Wireless Network Upgrade
SMART	Yr1	218,000				218,000	Additional computers to close computer gap
SMART	Yr1	168,000				168,000	Technology Infrastructure (Servers, Racks, etc.) Upgrade
Completed Sub-Total		668,000	0	0	0	668,000	

School Total		1,936,753	4,876,697	0	0	6,813,450	
--------------	--	-----------	-----------	---	---	-----------	--

# Eagle Ridge Elementary School

## Adopted District Educational Facilities Plan

Project	Original Program Year	Program Years 1-5	Program Year 6 (FY20)	Program Year 7 (FY21)	Program Year 8 (FY22)	Total	Scope
There are no active DEFP projects for this location.						0	

### SMART Program

Project	Original Program Year	Program Years 1-5	Program Year 6 (FY20)	Program Year 7 (FY21)	Program Year 8 (FY22)	Total	Scope
Safety & Security	Yr2	294,000				294,000	Fire Alarm
Renovation	Yr2	1,965,000				1,965,000	HVAC Improvements
Renovation	Yr4	1,047,383				1,047,383	Additional funding for approved scope
SMART Program Sub-Total		3,306,383	0	0	0	3,306,383	

### Completed

Project	Original Program Year	Program Years 1-5	Program Year 6 (FY20)	Program Year 7 (FY21)	Program Year 8 (FY22)	Total	Scope
SMART	Yr3	50,000				50,000	Music Equipment Replacement
SMART	Yr2	30,000				30,000	CAT 6 Data port Upgrade
SMART	Yr1	100,000				100,000	School Choice Enhancement
SMART	Yr2	45,000				45,000	Wireless Network Upgrade
SMART	Yr2	150,000				150,000	Additional computers to close computer gap
SMART	Yr2	37,000				37,000	Technology Infrastructure (Servers, Racks, etc.) Upgrade
Completed Sub-Total		412,000	0	0	0	412,000	

School Total	3,718,383	0	0	0	3,718,383	
--------------	-----------	---	---	---	-----------	--

# Ely, Blanche High School

## Adopted District Educational Facilities Plan

Project	Original Program Year	Program Years 1-5	Program Year 6 (FY20)	Program Year 7 (FY21)	Program Year 8 (FY22)	Total	Scope
ADA	Yr1	239,290				239,290	ADA Stage Lift
ADA	Yr1	1,152,260				1,152,260	Gymnasium Accessibility
Various Categories	Yr1	700,000				700,000	Outdoor Dining Renovation
DEFP Program Sub-Total		2,091,550	0	0	0	2,091,550	

## SMART Program

Project	Original Program Year	Program Years 1-5	Program Year 6 (FY20)	Program Year 7 (FY21)	Program Year 8 (FY22)	Total	Scope
Safety & Security	Yr1	152,000				152,000	Fire Sprinklers
Renovation	Yr1	2,791,886				2,791,886	IAQ & Fascia Replacement
Renovation	Yr1	668,000				668,000	Media Center improvements
Renovation	Yr1	1,140,000				1,140,000	STEM Lab improvements
Renovation	Yr1	1,089,000				1,089,000	Building Envelope Improvements (Roof, Window, Ext Wall, etc.) includes building #4
Renovation	Yr1	6,202,000				6,202,000	HVAC Improvements
Renovation	Yr4	7,310,000				7,310,000	Additional funding for approved scope
SMART Program Sub-Total		19,352,886	0	0	0	19,352,886	

## Completed

Project	Original Program Year	Program Years 1-5	Program Year 6 (FY20)	Program Year 7 (FY21)	Program Year 8 (FY22)	Total	Scope
SMART	Yr1	300,000				300,000	Music Equipment Replacement
SMART	Yr1	121,000				121,000	Weight Room Renovation
DEFP	Yr1	672,616				672,616	Demolition of Buildings #3, #5, #6, #7, #8, #9, #12. Re-roof building #4. Canopy repair/replacement in selected areas. Building #20 originally scoped for demolition has now been converted for use by the school.
DEFP	Yr1	115,000				115,000	Remove existing scoreboard from building and install new scoreboard at southwest corner of football field (outside of fence).

# Ely, Blanche High School

## Completed

Project	Original Program Year	Program Years 1-5	Program Year 6 (FY20)	Program Year 7 (FY21)	Program Year 8 (FY22)	Total	Scope
SMART	Yr1	100,000				100,000	School Choice Enhancement
SMART	Yr2	88,000				88,000	Wireless Network Upgrade
SMART	Yr2	53,000				53,000	CAT 6 Data port Upgrade
SMART	Yr2	11,000				11,000	Technology Infrastructure (Servers, Racks, etc.) Upgrade
SMART	Yr2	435,000				435,000	Additional computers to close computer gap
Completed Sub-Total		1,895,616	0	0	0	1,895,616	
School Total		23,340,052	0	0	0	23,340,052	

# Embassy Creek Elementary School

## Adopted District Educational Facilities Plan

Project	Original Program Year	Program Years 1-5	Program Year 6 (FY20)	Program Year 7 (FY21)	Program Year 8 (FY22)	Total	Scope
There are no active DEFP projects for this location.						0	

### SMART Program

Project	Original Program Year	Program Years 1-5	Program Year 6 (FY20)	Program Year 7 (FY21)	Program Year 8 (FY22)	Total	Scope
Safety & Security	Yr3	81,316	212,684			294,000	Fire Alarm
Music & Art	Yr3	17,978	47,022			65,000	Art Room Renovation and Equipment
Music & Art	Yr3	93,762	245,238			339,000	Conversion of Existing Space to Music and/or Art Lab(s)
Music & Art	Yr3	37,615	98,385			136,000	Music Room Renovation
Renovation	Yr3	212,969	557,031			770,000	Building Envelope Improvements (Roof, Window, Ext Wall, etc.)
Renovation	Yr3	531,040	1,388,960			1,920,000	HVAC Improvements
Renovation	Yr6		1,340,700			1,340,700	Additional funding for approved scope
SMART Program Sub-Total		974,680	3,890,020	0	0	4,864,700	

### Completed

Project	Original Program Year	Program Years 1-5	Program Year 6 (FY20)	Program Year 7 (FY21)	Program Year 8 (FY22)	Total	Scope
SMART	Yr3	50,000				50,000	Music Equipment Replacement
SMART	Yr3	100,000				100,000	School Choice Enhancement
SMART	Yr1	70,000				70,000	Wireless Network Upgrade
SMART	Yr1	11,000				11,000	CAT 6 Data port Upgrade
SMART	Yr1	106,000				106,000	Technology Infrastructure (Servers, Racks, etc.) Upgrade
SMART	Yr1	292,000				292,000	Additional computers to close computer gap
Completed Sub-Total		629,000	0	0	0	629,000	

School Total	1,603,680	3,890,020	0	0	0	5,493,700	
--------------	-----------	-----------	---	---	---	-----------	--

## Endeavour Primary Learning Center

### Adopted District Educational Facilities Plan

Project	Original Program Year	Program Years 1-5	Program Year 6 (FY20)	Program Year 7 (FY21)	Program Year 8 (FY22)	Total	Scope
There are no active DEFP projects for this location.						0	

### SMART Program

Project	Original Program Year	Program Years 1-5	Program Year 6 (FY20)	Program Year 7 (FY21)	Program Year 8 (FY22)	Total	Scope
Renovation	Yr5	100,000				100,000	School Choice Enhancement
Renovation	Yr4	163,540	435,460			599,000	Building Envelope Improvements (Roof, Window, Ext Wall, etc.)
Renovation	Yr4	97,742	260,258			358,000	HVAC Improvements
Renovation	Yr6		1,403,790			1,403,790	Additional funding for approved scope
SMART Program Sub-Total		361,282	2,099,508	0	0	2,460,790	

### Completed

Project	Original Program Year	Program Years 1-5	Program Year 6 (FY20)	Program Year 7 (FY21)	Program Year 8 (FY22)	Total	Scope
SMART	Yr3	50,000				50,000	Music Equipment Replacement
SMART	Yr3	21,000				21,000	Wireless Network Upgrade
SMART	Yr3	81,000				81,000	Additional computers to close computer gap
Completed Sub-Total		152,000	0	0	0	152,000	

School Total		513,282	2,099,508	0	0	2,612,790	
--------------	--	---------	-----------	---	---	-----------	--

# Everglades Elementary School

## Adopted District Educational Facilities Plan

Project	Original Program Year	Program Years 1-5	Program Year 6 (FY20)	Program Year 7 (FY21)	Program Year 8 (FY22)	Total	Scope
There are no active DEFP projects for this location.						0	

### SMART Program

Project	Original Program Year	Program Years 1-5	Program Year 6 (FY20)	Program Year 7 (FY21)	Program Year 8 (FY22)	Total	Scope
Renovation	Yr3	179,000				179,000	HVAC Improvements
Renovation	Yr1	100,000				100,000	School Choice Enhancement
Renovation	Yr2	1,033,000				1,033,000	Building Envelope Improvements (Roof, Window, Ext Wall, etc.)
Renovation	Yr5	1,132,500				1,132,500	Additional funding for approved scope
SMART Program Sub-Total		2,444,500	0	0	0	2,444,500	

### Completed

Project	Original Program Year	Program Years 1-5	Program Year 6 (FY20)	Program Year 7 (FY21)	Program Year 8 (FY22)	Total	Scope
SMART	Yr3	50,000				50,000	Music Equipment Replacement
SMART	Yr2	8,000				8,000	CAT 6 Data port Upgrade
SMART	Yr2	45,000				45,000	Wireless Network Upgrade
SMART	Yr2	245,000				245,000	Additional computers to close computer gap
SMART	Yr2	149,000				149,000	Technology Infrastructure (Servers, Racks, etc.) Upgrade
Completed Sub-Total		497,000	0	0	0	497,000	

School Total		2,941,500	0	0	0	2,941,500	
--------------	--	-----------	---	---	---	-----------	--

# Everglades High School

## Adopted District Educational Facilities Plan

Project	Original Program Year	Program Years 1-5	Program Year 6 (FY20)	Program Year 7 (FY21)	Program Year 8 (FY22)	Total	Scope
There are no active DEFP projects for this location.						0	

### SMART Program

Project	Original Program Year	Program Years 1-5	Program Year 6 (FY20)	Program Year 7 (FY21)	Program Year 8 (FY22)	Total	Scope
Renovation	Yr3	225,860	649,140			875,000	HVAC Improvements
Renovation	Yr3	721,202	2,072,798			2,794,000	Building Envelope Improvements (Roof, Window, Ext Wall, etc.)
Renovation	Yr6		2,707,254			2,707,254	Additional funding for approved scope
SMART Program Sub-Total		947,062	5,429,192	0	0	6,376,254	

### Completed

Project	Original Program Year	Program Years 1-5	Program Year 6 (FY20)	Program Year 7 (FY21)	Program Year 8 (FY22)	Total	Scope
SMART	Yr3	300,000				300,000	Music Equipment Replacement
SMART	Yr3	121,000				121,000	Weight Room Renovation
SMART	Yr1	100,000				100,000	School Choice Enhancement
SMART	Yr2	88,000				88,000	Wireless Network Upgrade
SMART	Yr2	64,000				64,000	CAT 6 Data port Upgrade
SMART	Yr2	424,000				424,000	Technology Infrastructure (Servers, Racks, etc.) Upgrade
SMART	Yr2	567,000				567,000	Additional computers to close computer gap
Completed Sub-Total		1,664,000	0	0	0	1,664,000	

School Total		2,611,062	5,429,192	0	0	8,040,254	
--------------	--	-----------	-----------	---	---	-----------	--



# Fairway Elementary School

## Adopted District Educational Facilities Plan

Project	Original Program Year	Program Years 1-5	Program Year 6 (FY20)	Program Year 7 (FY21)	Program Year 8 (FY22)	Total	Scope
There are no active DEFP projects for this location.						0	

### SMART Program

Project	Original Program Year	Program Years 1-5	Program Year 6 (FY20)	Program Year 7 (FY21)	Program Year 8 (FY22)	Total	Scope
Safety & Security	Yr2	294,000				294,000	Fire Alarm
Safety & Security	Yr2	193,000				193,000	Safety / Security Upgrade
Renovation	Yr2	366,000				366,000	Electrical Improvements
Renovation	Yr2	1,570,000				1,570,000	HVAC Improvements
Renovation	Yr2	172,000				172,000	Media Center improvements
Renovation	Yr2	1,408,000				1,408,000	Building Envelope Improvements (Roof, Window, Ext Wall, etc.)
Renovation	Yr5	3,507,900				3,507,900	Additional funding for approved scope
SMART Program Sub-Total		7,510,900	0	0	0	7,510,900	

### Completed

Project	Original Program Year	Program Years 1-5	Program Year 6 (FY20)	Program Year 7 (FY21)	Program Year 8 (FY22)	Total	Scope
SMART	Yr3	50,000				50,000	Music Equipment Replacement
SMART	Yr2	100,000				100,000	School Choice Enhancement
SMART	Yr2	89,000				89,000	Wireless Network Upgrade
SMART	Yr2	4,000				4,000	CAT 6 Data port Upgrade
SMART	Yr2	138,000				138,000	Additional computers to close computer gap
Completed Sub-Total		381,000	0	0	0	381,000	

School Total		7,891,900	0	0	0	7,891,900	
--------------	--	-----------	---	---	---	-----------	--

## Falcon Cove Middle School

### Adopted District Educational Facilities Plan

Project	Original Program Year	Program Years 1-5	Program Year 6 (FY20)	Program Year 7 (FY21)	Program Year 8 (FY22)	Total	Scope
There are no active DEFP projects for this location.						0	

### SMART Program

Project	Original Program Year	Program Years 1-5	Program Year 6 (FY20)	Program Year 7 (FY21)	Program Year 8 (FY22)	Total	Scope
Renovation	Yr3	9,546,000				9,546,000	CR Addition to allow for removal of portable buildings
Renovation	Yr3	315,000				315,000	HVAC Improvements
Renovation	Yr3	880,000				880,000	Building Envelope Improvements (Roof, Window, Ext Wall, etc.)
Renovation	Yr5	12,047,000				12,047,000	Additional funding for approved scope
SMART Program Sub-Total		22,788,000	0	0	0	22,788,000	

### Completed

Project	Original Program Year	Program Years 1-5	Program Year 6 (FY20)	Program Year 7 (FY21)	Program Year 8 (FY22)	Total	Scope
SMART	Yr3	100,000				100,000	Music Equipment Replacement
SMART	Yr3	100,000				100,000	School Choice Enhancement
SMART	Yr3	28,000				28,000	CAT 6 Data port Upgrade
SMART	Yr3	439,000				439,000	Additional computers to close computer gap
SMART	Yr3	111,000				111,000	Technology Infrastructure (Servers, Racks, etc.) Upgrade
Completed Sub-Total		778,000	0	0	0	778,000	

School Total		23,566,000	0	0	0	23,566,000	
--------------	--	------------	---	---	---	------------	--

# Flamingo Elementary School

## Adopted District Educational Facilities Plan

Project	Original Program Year	Program Years 1-5	Program Year 6 (FY20)	Program Year 7 (FY21)	Program Year 8 (FY22)	Total	Scope
There are no active DEFP projects for this location.						0	

### SMART Program

Project	Original Program Year	Program Years 1-5	Program Year 6 (FY20)	Program Year 7 (FY21)	Program Year 8 (FY22)	Total	Scope
Renovation	Yr3	59,095	167,905			227,000	Building Envelope Improvements (Roof, Window, Ext Wall, etc.)
Renovation	Yr3	375,653	1,067,347			1,443,000	HVAC Improvements
Renovation	Yr3	74,193	210,807			285,000	Media Center improvements
Renovation	Yr6		205,000			205,000	Additional funding for approved scope
SMART Program Sub-Total		508,941	1,651,059	0	0	2,160,000	

### Completed

Project	Original Program Year	Program Years 1-5	Program Year 6 (FY20)	Program Year 7 (FY21)	Program Year 8 (FY22)	Total	Scope
SMART	Yr3	50,000				50,000	Music Equipment Replacement
DEFP	Yr1	730,000				730,000	Re-roof of existing building #1 (Areas B,C,D,E and F), that is approximately 35,000 square feet. Include all demolition of roofing materials as required, remove existing roofing and correction of any deficiencies required to repair substrates. Furnish and install SBS modified roofing system with compatible components
DEFP	Yr1	2,086,630				2,086,630	Re-roofing of existing building #1 (Section A), that is approximately 50,000 square feet. Include all demolition of roofing materials as required, remove existing roofing and correction of any deficiencies required to repair substrates. Furnish and install SBS modified roofing system with compatible components.
SMART	Yr2	16,000				16,000	CAT 6 Data port Upgrade
SMART	Yr3	100,000				100,000	School Choice Enhancement
SMART	Yr2	72,000				72,000	Wireless Network Upgrade

# Flamingo Elementary School

## Completed

Project	Original Program Year	Program Years 1-5	Program Year 6 (FY20)	Program Year 7 (FY21)	Program Year 8 (FY22)	Total	Scope
SMART	Yr2	158,000				158,000	Additional computers to close computer gap
SMART	Yr2	21,000				21,000	Technology Infrastructure (Servers, Racks, etc.) Upgrade
Completed Sub-Total		3,233,630	0	0	0	3,233,630	
School Total		3,742,571	1,651,059	0	0	5,393,630	

## Flanagan, Charles W. High School

### Adopted District Educational Facilities Plan

Project	Original Program Year	Program Years 1-5	Program Year 6 (FY20)	Program Year 7 (FY21)	Program Year 8 (FY22)	Total	Scope
Renovation	Yr3	674,500				674,500	Relocation of Community School South. Site improvement includes Drainage, Utilities, Paving, Grading, Parking, Site Lighting, and Fencing/Gates.
DEFP Program Sub-Total		674,500	0	0	0	674,500	

### SMART Program

Project	Original Program Year	Program Years 1-5	Program Year 6 (FY20)	Program Year 7 (FY21)	Program Year 8 (FY22)	Total	Scope
Renovation	Yr3	100,000				100,000	School Choice Enhancement
SMART Program Sub-Total		100,000	0	0	0	100,000	

### Completed

Project	Original Program Year	Program Years 1-5	Program Year 6 (FY20)	Program Year 7 (FY21)	Program Year 8 (FY22)	Total	Scope
SMART	Yr3	300,000				300,000	Music Equipment Replacement
SMART	Yr3	121,000				121,000	Weight Room Renovation
SMART	Yr1	300,000				300,000	Track Resurfacing
SMART	Yr3	1,052,000				1,052,000	HVAC Improvements
SMART	Yr1	89,000				89,000	Wireless Network Upgrade
SMART	Yr3	1,357,000				1,357,000	Building Envelope Improvements (Roof, Window, Ext Wall, etc.)
SMART	Yr1	49,000				49,000	CAT 6 Data port Upgrade
SMART	Yr3	6,124,000				6,124,000	CR Addition to allow for removal of portable buildings
SMART	Yr5	6,793,361				6,793,361	Additional funding for approved scope
SMART	Yr1	417,000				417,000	Technology Infrastructure (Servers, Racks, etc.) Upgrade
SMART	Yr1	327,000				327,000	Additional computers to close computer gap
Completed Sub-Total		16,929,361	0	0	0	16,929,361	

School Total		17,703,861	0	0	0	17,703,861	
--------------	--	------------	---	---	---	------------	--

# Floranada Elementary School

## Adopted District Educational Facilities Plan

Project	Original Program Year	Program Years 1-5	Program Year 6 (FY20)	Program Year 7 (FY21)	Program Year 8 (FY22)	Total	Scope
There are no active DEFP projects for this location.						0	

### SMART Program

Project	Original Program Year	Program Years 1-5	Program Year 6 (FY20)	Program Year 7 (FY21)	Program Year 8 (FY22)	Total	Scope
Renovation	Yr4	196,030	521,970			718,000	Building Envelope Improvements (Roof, Window, Ext Wall, etc.)
Renovation	Yr3	15,835	42,165			58,000	HVAC Improvements
Renovation	Yr1	107,680				107,680	School Choice Enhancement
Renovation	Yr6		2,062,840			2,062,840	Additional funding for approved scope
SMART Program Sub-Total		319,545	2,626,975	0	0	2,946,520	

### Completed

Project	Original Program Year	Program Years 1-5	Program Year 6 (FY20)	Program Year 7 (FY21)	Program Year 8 (FY22)	Total	Scope
SMART	Yr3	50,000				50,000	Music Equipment Replacement
SMART	Yr2	15,000				15,000	CAT 6 Data port Upgrade
SMART	Yr2	32,000				32,000	Wireless Network Upgrade
SMART	Yr2	228,000				228,000	Additional computers to close computer gap
SMART	Yr2	30,000				30,000	Technology Infrastructure (Servers, Racks, etc.) Upgrade
Completed Sub-Total		355,000	0	0	0	355,000	

School Total		674,545	2,626,975	0	0	3,301,520	
--------------	--	---------	-----------	---	---	-----------	--

## Forest Glen Middle School

### Adopted District Educational Facilities Plan

Project	Original Program Year	Program Years 1-5	Program Year 6 (FY20)	Program Year 7 (FY21)	Program Year 8 (FY22)	Total	Scope
There are no active DEFP projects for this location.						0	

### SMART Program

Project	Original Program Year	Program Years 1-5	Program Year 6 (FY20)	Program Year 7 (FY21)	Program Year 8 (FY22)	Total	Scope
Safety & Security	Yr3	16,000				16,000	Fire Sprinklers
Renovation	Yr3	2,690,000				2,690,000	Building Envelope Improvements (Roof, Window, Ext Wall, etc.)
Renovation	Yr3	2,483,000				2,483,000	HVAC Improvements
Renovation	Yr5	3,858,000				3,858,000	Additional funding for approved scope
SMART Program Sub-Total		9,047,000	0	0	0	9,047,000	

### Completed

Project	Original Program Year	Program Years 1-5	Program Year 6 (FY20)	Program Year 7 (FY21)	Program Year 8 (FY22)	Total	Scope
DEFP	Yr1	100,000				100,000	Music Equipment Replacement
SMART	Yr3	21,000				21,000	CAT 6 Data port Upgrade
SMART	Yr3	100,000				100,000	School Choice Enhancement
SMART	Yr3	60,000				60,000	Wireless Network Upgrade
SMART	Yr3	253,000				253,000	Additional computers to close computer gap
SMART	Yr3	209,000				209,000	Technology Infrastructure (Servers, Racks, etc.) Upgrade
Completed Sub-Total		743,000	0	0	0	743,000	
School Total		9,790,000	0	0	0	9,790,000	

# Forest Hills Elementary School

## Adopted District Educational Facilities Plan

Project	Original Program Year	Program Years 1-5	Program Year 6 (FY20)	Program Year 7 (FY21)	Program Year 8 (FY22)	Total	Scope
There are no active DEFP projects for this location.						0	

### SMART Program

Project	Original Program Year	Program Years 1-5	Program Year 6 (FY20)	Program Year 7 (FY21)	Program Year 8 (FY22)	Total	Scope
Safety & Security	Yr1	293,000				293,000	Fire Alarm
Safety & Security	Yr1	81,000				81,000	Fire Sprinklers
Renovation	Yr1	1,071,000				1,071,000	Building Envelope Improvements (Roof, Window, Ext Wall, etc.)
Renovation	Yr1	184,000				184,000	Media Center improvements
Renovation	Yr4	1,083,601				1,083,601	Additional funding for approved scope
SMART Program Sub-Total		2,712,601	0	0	0	2,712,601	

### Completed

Project	Original Program Year	Program Years 1-5	Program Year 6 (FY20)	Program Year 7 (FY21)	Program Year 8 (FY22)	Total	Scope
SMART	Yr2	50,000				50,000	Music Equipment Replacement
SMART	Yr1	100,000				100,000	School Choice Enhancement
SMART	Yr3	76,000				76,000	Wireless Network Upgrade
SMART	Yr3	9,000				9,000	CAT 6 Data port Upgrade
SMART	Yr1	2,100,000				2,100,000	Replace existing air handling units with new equipment. Provide soffit modification and the replacement of all existing air handling units, new DDC controls, new air inline fans, new chilled water control valves and required ductwork modifications fully coordinated with inter-related systems.
SMART	Yr3	50,000				50,000	Additional computers to close computer gap
Completed Sub-Total		2,385,000	0	0	0	2,385,000	
School Total		5,097,601	0	0	0	5,097,601	



# Fort Lauderdale High School

## Adopted District Educational Facilities Plan

Project	Original Program Year	Program Years 1-5	Program Year 6 (FY20)	Program Year 7 (FY21)	Program Year 8 (FY22)	Total	Scope
There are no active DEFP projects for this location.						0	

### SMART Program

Project	Original Program Year	Program Years 1-5	Program Year 6 (FY20)	Program Year 7 (FY21)	Program Year 8 (FY22)	Total	Scope
Renovation	Yr3	146,228	409,772			556,000	Building Envelope Improvements (Roof, Window, Ext Wall, etc.)
Renovation	Yr3	181,996	510,004			692,000	Electrical Improvements
Renovation	Yr3	305,343	855,657			1,161,000	HVAC Improvements
Renovation	Yr6		1,363,887			1,363,887	Additional funding for approved scope
SMART Program Sub-Total		633,567	3,139,320	0	0	3,772,887	

### Completed

Project	Original Program Year	Program Years 1-5	Program Year 6 (FY20)	Program Year 7 (FY21)	Program Year 8 (FY22)	Total	Scope
SMART	Yr1	300,000				300,000	Music Equipment Replacement
DEFP	Yr1	2,621,528				2,621,528	Concurrent replacement of Bldgs 1,2,3 with new physical plant. Construction of site amenities including new parking areas, bus drive, parent pick up.
SMART	Yr4	121,000				121,000	Weight Room Renovation
SMART	Yr3	50,000				50,000	CAT 6 Data port Upgrade
SMART	Yr1	100,000				100,000	School Choice Enhancement
SMART	Yr3	87,000				87,000	Wireless Network Upgrade
SMART	Yr3	9,000				9,000	Technology Infrastructure (Servers, Racks, etc.) Upgrade
Completed Sub-Total		3,288,528	0	0	0	3,288,528	

School Total		3,922,095	3,139,320	0	0	7,061,415	
--------------	--	-----------	-----------	---	---	-----------	--

## Fox Trail Elementary School

### Adopted District Educational Facilities Plan

Project	Original Program Year	Program Years 1-5	Program Year 6 (FY20)	Program Year 7 (FY21)	Program Year 8 (FY22)	Total	Scope
There are no active DEFP projects for this location.						0	

### SMART Program

Project	Original Program Year	Program Years 1-5	Program Year 6 (FY20)	Program Year 7 (FY21)	Program Year 8 (FY22)	Total	Scope
Music & Art	Yr3	17,746	47,254			65,000	Art Room Renovation and Equipment
Music & Art	Yr3	92,554	246,446			339,000	Conversion of Existing Space to Music and/or Art Lab(s)
Music & Art	Yr3	37,131	98,869			136,000	Music Room Renovation
Renovation	Yr3	42,045	111,955			154,000	Building Envelope Improvements (Roof, Window, Ext Wall, etc.)
Renovation	Yr3	20,750	55,250			76,000	HVAC Improvements
Renovation	Yr1	100,000				100,000	School Choice Enhancement
Renovation	Yr6		627,150			627,150	Additional funding for approved scope
SMART Program Sub-Total		310,226	1,186,924	0	0	1,497,150	

### Completed

Project	Original Program Year	Program Years 1-5	Program Year 6 (FY20)	Program Year 7 (FY21)	Program Year 8 (FY22)	Total	Scope
SMART	Yr3	50,000				50,000	Music Equipment Replacement
SMART	Yr2	110,000				110,000	Wireless Network Upgrade
SMART	Yr2	11,000				11,000	CAT 6 Data port Upgrade
SMART	Yr2	17,000				17,000	Technology Infrastructure (Servers, Racks, etc.) Upgrade
SMART	Yr2	284,000				284,000	Additional computers to close computer gap
Completed Sub-Total		472,000	0	0	0	472,000	

School Total		782,226	1,186,924	0	0	1,969,150	
--------------	--	---------	-----------	---	---	-----------	--

## Gator Run Elementary School

### Adopted District Educational Facilities Plan

Project	Original Program Year	Program Years 1-5	Program Year 6 (FY20)	Program Year 7 (FY21)	Program Year 8 (FY22)	Total	Scope
Renovation	Yr5	1,938,000	-230,400			1,707,600	Covered Walkway. Funding reduced for construction bid award. Savings returned to the Capital Projects Reserve.
DEFP Program Sub-Total		1,938,000	-230,400	0	0	1,707,600	

### SMART Program

Project	Original Program Year	Program Years 1-5	Program Year 6 (FY20)	Program Year 7 (FY21)	Program Year 8 (FY22)	Total	Scope
Music & Art	Yr3	65,000				65,000	Art Room Renovation and Equipment
Music & Art	Yr3	339,000				339,000	Conversion of Existing Space to Music and/or Art Lab(s)
Music & Art	Yr3	136,000				136,000	Music Room Renovation
Renovation	Yr3	1,428,000				1,428,000	Building Envelope Improvements (Roof, Window, Ext Wall, etc.)
Renovation	Yr3	603,000				603,000	HVAC Improvements
Renovation	Yr5	1,535,323				1,535,323	Additional funding for approved scope
SMART Program Sub-Total		4,106,323	0	0	0	4,106,323	

### Completed

Project	Original Program Year	Program Years 1-5	Program Year 6 (FY20)	Program Year 7 (FY21)	Program Year 8 (FY22)	Total	Scope
SMART	Yr3	50,000				50,000	Music Equipment Replacement
SMART	Yr3	100,000				100,000	School Choice Enhancement
SMART	Yr2	119,000				119,000	Wireless Network Upgrade
SMART	Yr2	8,000				8,000	CAT 6 Data port Upgrade
SMART	Yr2	284,000				284,000	Additional computers to close computer gap
SMART	Yr2	176,000				176,000	Technology Infrastructure (Servers, Racks, etc.) Upgrade
Completed Sub-Total		737,000	0	0	0	737,000	

School Total		6,781,323	-230,400	0	0	6,550,923	
--------------	--	-----------	----------	---	---	-----------	--

# Glades Middle School

## Adopted District Educational Facilities Plan

Project	Original Program Year	Program Years 1-5	Program Year 6 (FY20)	Program Year 7 (FY21)	Program Year 8 (FY22)	Total	Scope
There are no active DEFP projects for this location.						0	

### SMART Program

Project	Original Program Year	Program Years 1-5	Program Year 6 (FY20)	Program Year 7 (FY21)	Program Year 8 (FY22)	Total	Scope
Renovation	Yr3	308,000				308,000	HVAC Improvements
Renovation	Yr3	78,000				78,000	Building Envelope Improvements (Roof, Window, Ext Wall, etc.)
SMART Program Sub-Total		386,000	0	0	0	386,000	

### Completed

Project	Original Program Year	Program Years 1-5	Program Year 6 (FY20)	Program Year 7 (FY21)	Program Year 8 (FY22)	Total	Scope
SMART	Yr3	100,000				100,000	Music Equipment Replacement
SMART	Yr3	25,000				25,000	CAT 6 Data port Upgrade
SMART	Yr1	100,000				100,000	School Choice Enhancement
SMART	Yr3	281,000				281,000	Additional computers to close computer gap
Completed Sub-Total		506,000	0	0	0	506,000	
School Total		892,000	0	0	0	892,000	

# Griffin Elementary School

## Adopted District Educational Facilities Plan

Project	Original Program Year	Program Years 1-5	Program Year 6 (FY20)	Program Year 7 (FY21)	Program Year 8 (FY22)	Total	Scope
There are no active DEFP projects for this location.						0	

### SMART Program

Project	Original Program Year	Program Years 1-5	Program Year 6 (FY20)	Program Year 7 (FY21)	Program Year 8 (FY22)	Total	Scope
Safety & Security	Yr2	294,000				294,000	Fire Alarm
Safety & Security	Yr2	98,000				98,000	Safety / Security Upgrade
Athletics	Yr2	10,000				10,000	PE/Athletic Improvements
Renovation	Yr2	958,000				958,000	Building Envelope Improvements (Roof, Window, Ext Wall, etc.)
Renovation	Yr2	585,000				585,000	HVAC Improvements
Renovation	Yr2	313,000				313,000	Media Center improvements
Renovation	Yr5	1,868,208				1,868,208	Additional funding for approved scope
SMART Program Sub-Total		4,126,208	0	0	0	4,126,208	

### Completed

Project	Original Program Year	Program Years 1-5	Program Year 6 (FY20)	Program Year 7 (FY21)	Program Year 8 (FY22)	Total	Scope
SMART	Yr2	50,000				50,000	Music Equipment Replacement
DEFP	Yr1	334,935				334,935	Replace existing generator with new equipment. Provide a new emergency generator and controls, new transfer switch, annunciator fully coordinator with all inter- related systems.
SMART	Yr2	18,000				18,000	CAT 6 Data port Upgrade
SMART	Yr2	100,000				100,000	School Choice Enhancement
SMART	Yr2	62,000				62,000	Wireless Network Upgrade
SMART	Yr2	151,000				151,000	Additional computers to close computer gap
SMART	Yr2	26,000				26,000	Technology Infrastructure (Servers, Racks, etc.) Upgrade
Completed Sub-Total		741,935	0	0	0	741,935	

School Total		4,868,143	0	0	0	4,868,143	
--------------	--	-----------	---	---	---	-----------	--

## Gulfstream Academy of Hallandale Beach K-8 (Hallandale Adult & Community Center)

### Adopted District Educational Facilities Plan

Project	Original Program Year	Program Years 1-5	Program Year 6 (FY20)	Program Year 7 (FY21)	Program Year 8 (FY22)	Total	Scope
There are no active DEFP projects for this location.						0	

### SMART Program

Project	Original Program Year	Program Years 1-5	Program Year 6 (FY20)	Program Year 7 (FY21)	Program Year 8 (FY22)	Total	Scope
Safety & Security	Yr2	692,000				692,000	Fire Sprinklers
Safety & Security	Yr2	131,000				131,000	Safety / Security Upgrade
Renovation	Yr2	199,700				199,700	Building Envelope Improvements (Roof, Window, Ext Wall, etc.)
Renovation	Yr2	319,000				319,000	Electrical Improvements
Renovation	Yr2	1,413,000				1,413,000	HVAC Improvements
Renovation	Yr2	133,000				133,000	Media Center improvements
Renovation	Yr2	436,000				436,000	Replacement of building 1
Renovation	Yr2	267,000				267,000	Replacement of building 12
Renovation	Yr2	270,000				270,000	Replacement of building 7
Renovation	Yr2	1,301,000				1,301,000	Replacement of building 9
SMART Program Sub-Total		5,161,700	0	0	0	5,161,700	

### Completed

Project	Original Program Year	Program Years 1-5	Program Year 6 (FY20)	Program Year 7 (FY21)	Program Year 8 (FY22)	Total	Scope
SMART	Yr2	50,000				50,000	Music Equipment Replacement
SMART	Yr1	37,000				37,000	CAT 6 Data port Upgrade
SMART	Yr1	383,000				383,000	Re-Roof Buildings #13 & 14
SMART	Yr2	100,000				100,000	School Choice Enhancement
SMART	Yr1	99,000				99,000	Wireless Network Upgrade
SMART	Yr1	143,000				143,000	Technology Infrastructure (Servers, Racks, etc.) Upgrade
Completed Sub-Total		812,000	0	0	0	812,000	

School Total		5,973,700	0	0	0	5,973,700	
--------------	--	-----------	---	---	---	-----------	--

## Gulfstream Academy of Hallandale Beach K-8 (Hallandale Elementary School)

### Adopted District Educational Facilities Plan

Project	Original Program Year	Program Years 1-5	Program Year 6 (FY20)	Program Year 7 (FY21)	Program Year 8 (FY22)	Total	Scope
There are no active DEFP projects for this location.						0	

### SMART Program

Project	Original Program Year	Program Years 1-5	Program Year 6 (FY20)	Program Year 7 (FY21)	Program Year 8 (FY22)	Total	Scope
Renovation	Yr4	113,031	300,969			414,000	Building Envelope Improvements (Roof, Window, Ext Wall, etc.)
Renovation	Yr4	184,563	491,437			676,000	HVAC Improvements
SMART Program Sub-Total		297,594	792,406	0	0	1,090,000	

### Completed

Project	Original Program Year	Program Years 1-5	Program Year 6 (FY20)	Program Year 7 (FY21)	Program Year 8 (FY22)	Total	Scope
SMART	Yr3	50,000				50,000	Music Equipment Replacement
SMART	Yr2	4,000				4,000	CAT 6 Data port Upgrade
SMART	Yr5	100,000				100,000	School Choice Enhancement
SMART	Yr2	78,000				78,000	Wireless Network Upgrade
SMART	Yr2	204,000				204,000	Additional computers to close computer gap
SMART	Yr2	139,000				139,000	Technology Infrastructure (Servers, Racks, etc.) Upgrade
Completed Sub-Total		575,000	0	0	0	575,000	

School Total		872,594	792,406	0	0	1,665,000	
--------------	--	---------	---------	---	---	-----------	--

# Gulfstream Early Learning Center of Excellence

## Adopted District Educational Facilities Plan

Project	Original Program Year	Program Years 1-5	Program Year 6 (FY20)	Program Year 7 (FY21)	Program Year 8 (FY22)	Total	Scope
There are no active DEFP projects for this location.						0	

### SMART Program

Project	Original Program Year	Program Years 1-5	Program Year 6 (FY20)	Program Year 7 (FY21)	Program Year 8 (FY22)	Total	Scope
Safety & Security	Yr2	125,707	361,293			487,000	Fire Alarm
Music & Art	Yr2	85,000				85,000	Art Room Renovation and Equipment
Music & Art	Yr2	606,000				606,000	Conversion of Existing Space to Music and/or Art Lab(s)
Music & Art	Yr2	521,000				521,000	Music Room Renovation
Renovation	Yr2	21,166	60,834			82,000	Replacement of building 4
Renovation	Yr2	100,000				100,000	School Choice Enhancement
Renovation	Yr2	416,990	702,010			1,119,000	Building Envelope Improvements (Roof, Window, Ext Wall, etc.)
Renovation	Yr2	534,569	1,154,431			1,689,000	HVAC Improvements
Renovation	Yr2	157,000				157,000	Media Center improvements
SMART Program Sub-Total		2,567,432	2,278,568	0	0	4,846,000	

### Completed

Project	Original Program Year	Program Years 1-5	Program Year 6 (FY20)	Program Year 7 (FY21)	Program Year 8 (FY22)	Total	Scope
SMART	Yr2	100,000				100,000	Music Equipment Replacement
DEFP	Yr1	48,492				48,492	Install a new ADA wheelchair lift to access the stage.
SMART	Yr3	89,000				89,000	Wireless Network Upgrade
SMART	Yr3	46,000				46,000	Additional computers to close computer gap
Completed Sub-Total		283,492	0	0	0	283,492	

School Total		2,850,924	2,278,568	0	0	5,129,492	
--------------	--	-----------	-----------	---	---	-----------	--



# Hallandale High School

## Adopted District Educational Facilities Plan

Project	Original Program Year	Program Years 1-5	Program Year 6 (FY20)	Program Year 7 (FY21)	Program Year 8 (FY22)	Total	Scope
Restoration of Science Classrooms	Yr1	64,666				64,666	Install new science tables, teachers demonstration desk, restore water, electrical and repair fume hood.
DEFP Program Sub-Total		64,666	0	0	0	64,666	

## SMART Program

Project	Original Program Year	Program Years 1-5	Program Year 6 (FY20)	Program Year 7 (FY21)	Program Year 8 (FY22)	Total	Scope
Safety & Security	Yr4	249,677	756,323			1,006,000	Fire Alarm
Safety & Security	Yr4	528,625	1,601,375			2,130,000	Fire Sprinklers
Athletics	Yr4	121,000				121,000	Weight Room Renovation
Renovation	Yr4	309,738	938,262			1,248,000	STEM Lab improvements
Renovation	Yr5	100,000				100,000	School Choice Enhancement
Renovation	Yr4	162,067	490,933			653,000	Electrical Improvements
Renovation	Yr4	138,737	420,263			559,000	HVAC Improvements
Renovation	Yr4	242,479	734,521			977,000	Building Envelope Improvements (Roof, Window, Ext Wall, etc.)
Renovation	Yr4	94,808	287,192			382,000	Media Center improvements
SMART Program Sub-Total		1,947,131	5,228,869	0	0	7,176,000	

## Completed

Project	Original Program Year	Program Years 1-5	Program Year 6 (FY20)	Program Year 7 (FY21)	Program Year 8 (FY22)	Total	Scope
SMART	Yr3	300,000				300,000	Music Equipment Replacement
SMART	Yr1	300,000				300,000	Track Resurfacing
SMART	Yr3	127,000				127,000	Wireless Network Upgrade
SMART	Yr3	25,000				25,000	CAT 6 Data port Upgrade
SMART	Yr3	9,000				9,000	Technology Infrastructure (Servers, Racks, etc.) Upgrade
SMART	Yr3	245,000				245,000	Additional computers to close computer gap
Completed Sub-Total		1,006,000	0	0	0	1,006,000	

<b>School Total</b>		<b>3,017,797</b>	<b>5,228,869</b>	<b>0</b>	<b>0</b>	<b>8,246,666</b>	
---------------------	--	------------------	------------------	----------	----------	------------------	--

# Harbordale Elementary School

## Adopted District Educational Facilities Plan

Project	Original Program Year	Program Years 1-5	Program Year 6 (FY20)	Program Year 7 (FY21)	Program Year 8 (FY22)	Total	Scope
There are no active DEFP projects for this location.						0	

### SMART Program

Project	Original Program Year	Program Years 1-5	Program Year 6 (FY20)	Program Year 7 (FY21)	Program Year 8 (FY22)	Total	Scope
Renovation	Yr4	234,526	624,474			859,000	HVAC Improvements
Renovation	Yr4	51,874	138,126			190,000	Building Envelope Improvements (Roof, Window, Ext Wall, etc.)
Renovation	Yr5	100,000				100,000	School Choice Enhancement
SMART Program Sub-Total		386,400	762,600	0	0	1,149,000	

### Completed

Project	Original Program Year	Program Years 1-5	Program Year 6 (FY20)	Program Year 7 (FY21)	Program Year 8 (FY22)	Total	Scope
SMART	Yr1	50,000				50,000	Music Equipment Replacement
SMART	Yr1	45,000				45,000	Wireless Network Upgrade
SMART	Yr1	104,000				104,000	Additional computers to close computer gap
SMART	Yr1	36,000				36,000	Technology Infrastructure (Servers, Racks, etc.) Upgrade
Completed Sub-Total		235,000	0	0	0	235,000	

School Total		621,400	762,600	0	0	1,384,000	
--------------	--	---------	---------	---	---	-----------	--

# Hawkes Bluff Elementary School

## Adopted District Educational Facilities Plan

Project	Original Program Year	Program Years 1-5	Program Year 6 (FY20)	Program Year 7 (FY21)	Program Year 8 (FY22)	Total	Scope
There are no active DEFP projects for this location.						0	

### SMART Program

Project	Original Program Year	Program Years 1-5	Program Year 6 (FY20)	Program Year 7 (FY21)	Program Year 8 (FY22)	Total	Scope
Renovation	Yr2	1,234,000				1,234,000	Building Envelope Improvements (Roof, Window, Ext Wall, etc.)
Renovation	Yr2	1,669,000				1,669,000	HVAC Improvements
Renovation	Yr5	3,906,437				3,906,437	Additional funding for approved scope
SMART Program Sub-Total		6,809,437	0	0	0	6,809,437	

### Completed

Project	Original Program Year	Program Years 1-5	Program Year 6 (FY20)	Program Year 7 (FY21)	Program Year 8 (FY22)	Total	Scope
SMART	Yr3	50,000				50,000	Music Equipment Replacement
SMART	Yr1	22,000				22,000	CAT 6 Data port Upgrade
SMART	Yr2	100,000				100,000	School Choice Enhancement
SMART	Yr1	92,000				92,000	Wireless Network Upgrade
SMART	Yr1	152,000				152,000	Additional computers to close computer gap
SMART	Yr1	127,000				127,000	Technology Infrastructure (Servers, Racks, etc.) Upgrade
Completed Sub-Total		543,000	0	0	0	543,000	

School Total		7,352,437	0	0	0	7,352,437	
--------------	--	-----------	---	---	---	-----------	--

# Henry D. Perry Education Center

## Adopted District Educational Facilities Plan

Project	Original Program Year	Program Years 1-5	Program Year 6 (FY20)	Program Year 7 (FY21)	Program Year 8 (FY22)	Total	Scope
There are no active DEFP projects for this location.						0	

### SMART Program

Project	Original Program Year	Program Years 1-5	Program Year 6 (FY20)	Program Year 7 (FY21)	Program Year 8 (FY22)	Total	Scope
Safety & Security	Yr4	118,996	342,004			461,000	Fire Alarm
Safety & Security	Yr4	3,872	11,128			15,000	Fire Sprinklers
Music & Art Equipment	Yr3	100,000				100,000	Music Equipment Replacement
Renovation	Yr4	553,679	1,591,321			2,145,000	Building Envelope Improvements (Roof, Window, Ext Wall, etc.)
Renovation	Yr4	822,387	2,363,613			3,186,000	HVAC Improvements
SMART Program Sub-Total		1,598,934	4,308,066	0	0	5,907,000	

### Completed

Project	Original Program Year	Program Years 1-5	Program Year 6 (FY20)	Program Year 7 (FY21)	Program Year 8 (FY22)	Total	Scope
SMART	Yr4	100,000				100,000	School Choice Enhancement
SMART	Yr3	110,000				110,000	Wireless Network Upgrade
SMART	Yr3	29,000				29,000	CAT 6 Data port Upgrade
SMART	Yr3	9,000				9,000	Technology Infrastructure (Servers, Racks, etc.) Upgrade
SMART	Yr3	64,000				64,000	Additional computers to close computer gap
Completed Sub-Total		312,000	0	0	0	312,000	

School Total		1,910,934	4,308,066	0	0	6,219,000	
--------------	--	-----------	-----------	---	---	-----------	--

# Heron Heights Elementary School

## Adopted District Educational Facilities Plan

Project	Original Program Year	Program Years 1-5	Program Year 6 (FY20)	Program Year 7 (FY21)	Program Year 8 (FY22)	Total	Scope
There are no active DEFP projects for this location.						0	

### SMART Program

Project	Original Program Year	Program Years 1-5	Program Year 6 (FY20)	Program Year 7 (FY21)	Program Year 8 (FY22)	Total	Scope
Music & Art	Yr4	47,369	121,631			169,000	Conversion of Existing Space to Music and/or Art Lab(s)
Music & Art	Yr4	38,120	97,880			136,000	Music Room Renovation
Renovation	Yr4	56,059	143,941			200,000	Building Envelope Improvements (Roof, Window, Ext Wall, etc.)
Renovation	Yr4	42,604	109,396			152,000	HVAC Improvements
Renovation	Yr5	100,000				100,000	School Choice Enhancement
SMART Program Sub-Total		284,152	472,848	0	0	757,000	

### Completed

Project	Original Program Year	Program Years 1-5	Program Year 6 (FY20)	Program Year 7 (FY21)	Program Year 8 (FY22)	Total	Scope
SMART	Yr3	50,000				50,000	Music Equipment Replacement
DEFP	Yr1	1,035,694				1,035,694	Provide and install 3 modular classrooms per the terms of the Second Amendment to the Modular Classroom Interlocal Agreement between the School Board and the City of Parkland.
SMART	Yr2	6,000				6,000	CAT 6 Data port Upgrade
SMART	Yr2	14,000				14,000	Wireless Network Upgrade
SMART	Yr2	298,000				298,000	Additional computers to close computer gap
Completed Sub-Total		1,403,694	0	0	0	1,403,694	

School Total	1,687,846	472,848	0	0	0	2,160,694	
--------------	-----------	---------	---	---	---	-----------	--

# Hollywood Central Elementary School

## Adopted District Educational Facilities Plan

Project	Original Program Year	Program Years 1-5	Program Year 6 (FY20)	Program Year 7 (FY21)	Program Year 8 (FY22)	Total	Scope
There are no active DEFP projects for this location.						0	

### SMART Program

Project	Original Program Year	Program Years 1-5	Program Year 6 (FY20)	Program Year 7 (FY21)	Program Year 8 (FY22)	Total	Scope
Safety & Security	Yr4	25,554	73,446			99,000	Safety / Security Upgrade
Renovation	Yr4	556,260	1,598,740			2,155,000	Building Envelope Improvements (Roof, Window, Ext Wall, etc.)
Renovation	Yr4	174,493	501,507			676,000	Electrical Improvements
Renovation	Yr4	487,082	1,399,918			1,887,000	HVAC Improvements
Renovation	Yr4	100,000				100,000	School Choice Enhancement
Renovation	Yr6		3,841,350			3,841,350	Additional funding for approved scope
SMART Program Sub-Total		1,343,389	7,414,961	0	0	8,758,350	

### Completed

Project	Original Program Year	Program Years 1-5	Program Year 6 (FY20)	Program Year 7 (FY21)	Program Year 8 (FY22)	Total	Scope
SMART	Yr3	50,000				50,000	Music Equipment Replacement
SMART	Yr2	9,000				9,000	CAT 6 Data port Upgrade
SMART	Yr2	67,000				67,000	Wireless Network Upgrade
SMART	Yr2	119,000				119,000	Additional computers to close computer gap
SMART	Yr2	26,000				26,000	Technology Infrastructure (Servers, Racks, etc.) Upgrade
Completed Sub-Total		271,000	0	0	0	271,000	

School Total	1,614,389	7,414,961	0	0	0	9,029,350	
--------------	-----------	-----------	---	---	---	-----------	--

# Hollywood Hills Elementary School

## Adopted District Educational Facilities Plan

Project	Original Program Year	Program Years 1-5	Program Year 6 (FY20)	Program Year 7 (FY21)	Program Year 8 (FY22)	Total	Scope
There are no active DEFP projects for this location.						0	

### SMART Program

Project	Original Program Year	Program Years 1-5	Program Year 6 (FY20)	Program Year 7 (FY21)	Program Year 8 (FY22)	Total	Scope
Safety & Security	Yr5	21,683		62,317		84,000	Safety / Security Upgrade
Safety & Security	Yr4	84,923		244,077		329,000	Fire Sprinklers
Renovation	Yr5	100,000				100,000	School Choice Enhancement
Renovation	Yr4	236,185		678,815		915,000	Building Envelope Improvements (Roof, Window, Ext Wall, etc.)
Renovation	Yr3	328,077		942,923		1,271,000	HVAC Improvements
Renovation	Yr4	103,250		296,750		400,000	Electrical Improvements
SMART Program Sub-Total		874,118	0	2,224,882	0	3,099,000	

### Completed

Project	Original Program Year	Program Years 1-5	Program Year 6 (FY20)	Program Year 7 (FY21)	Program Year 8 (FY22)	Total	Scope
SMART	Yr3	50,000				50,000	Music Equipment Replacement
SMART	Yr2	107,000				107,000	Wireless Network Upgrade
SMART	Yr2	19,000				19,000	CAT 6 Data port Upgrade
SMART	Yr2	189,000				189,000	Additional computers to close computer gap
Completed Sub-Total		365,000	0	0	0	365,000	

School Total	1,239,118	0	2,224,882	0	3,464,000	
--------------	-----------	---	-----------	---	-----------	--

# Hollywood Hills High School

## Adopted District Educational Facilities Plan

Project	Original Program Year	Program Years 1-5	Program Year 6 (FY20)	Program Year 7 (FY21)	Program Year 8 (FY22)	Total	Scope
There are no active DEFP projects for this location.						0	

### SMART Program

Project	Original Program Year	Program Years 1-5	Program Year 6 (FY20)	Program Year 7 (FY21)	Program Year 8 (FY22)	Total	Scope
Safety & Security	Yr2	1,007,000				1,007,000	Fire Alarm
Safety & Security	Yr2	1,678,000				1,678,000	Fire Sprinklers
Safety & Security	Yr2	47,000				47,000	Safety / Security Upgrade
Renovation	Yr2	3,568,000				3,568,000	Roof Replacement
Renovation	Yr2	1,689,000				1,689,000	Electrical Improvements
Renovation	Yr2	3,861,000				3,861,000	HVAC Improvements
Renovation	Yr2	505,000				505,000	Media Center improvements
Renovation	Yr2	2,166,000				2,166,000	STEM Lab improvements
Renovation	Yr5	7,154,351				7,154,351	Additional funding for approved scope
SMART Program Sub-Total		21,675,351	0	0	0	21,675,351	

### Completed

Project	Original Program Year	Program Years 1-5	Program Year 6 (FY20)	Program Year 7 (FY21)	Program Year 8 (FY22)	Total	Scope
SMART	Yr2	300,000				300,000	Music Equipment Replacement
DEFP	Yr1	50,000				50,000	Installation of a new dedicated split DX AC unit in Building 1 Room 111D to provide better climate control for IT equipment. Work includes installation of an Exhaust Fan in Room 234 Janitors Closet.
SMART	Yr2	121,000				121,000	Weight Room Renovation
SMART	Yr2	300,000				300,000	Track Resurfacing
SMART	Yr3	36,000				36,000	CAT 6 Data port Upgrade
SMART	Yr2	100,000				100,000	School Choice Enhancement
SMART	Yr3	199,000				199,000	Wireless Network Upgrade
SMART	Yr3	417,000				417,000	Additional computers to close computer gap



# Hollywood Hills High School

## Completed

Project	Original Program Year	Program Years 1-5	Program Year 6 (FY20)	Program Year 7 (FY21)	Program Year 8 (FY22)	Total	Scope
SMART	Yr3	64,000				64,000	Technology Infrastructure (Servers, Racks, etc.) Upgrade
Completed Sub-Total		1,587,000	0	0	0	1,587,000	
School Total		23,262,351	0	0	0	23,262,351	

# Hollywood Park Elementary School

## Adopted District Educational Facilities Plan

Project	Original Program Year	Program Years 1-5	Program Year 6 (FY20)	Program Year 7 (FY21)	Program Year 8 (FY22)	Total	Scope
There are no active DEFP projects for this location.						0	

### SMART Program

Project	Original Program Year	Program Years 1-5	Program Year 6 (FY20)	Program Year 7 (FY21)	Program Year 8 (FY22)	Total	Scope
Safety & Security	Yr2	669,000				669,000	Fire Sprinklers
Renovation	Yr2	1,068,000				1,068,000	HVAC Improvements
Renovation	Yr2	283,000				283,000	Media Center improvements
Renovation	Yr2	1,500,000				1,500,000	Building Envelope Improvements (Roof, Window, Ext Wall, etc.)
Renovation	Yr2	665,000				665,000	Electrical Improvements
Renovation	Yr6		2,780,250			2,780,250	Additional funding for approved scope
SMART Program Sub-Total		4,185,000	2,780,250	0	0	6,965,250	

### Completed

Project	Original Program Year	Program Years 1-5	Program Year 6 (FY20)	Program Year 7 (FY21)	Program Year 8 (FY22)	Total	Scope
SMART	Yr2	50,000				50,000	Music Equipment Replacement
SMART	Yr2	13,000				13,000	CAT 6 Data port Upgrade
SMART	Yr2	100,000				100,000	School Choice Enhancement
SMART	Yr2	59,000				59,000	Wireless Network Upgrade
SMART	Yr2	121,000				121,000	Additional computers to close computer gap
Completed Sub-Total		343,000	0	0	0	343,000	

School Total		4,528,000	2,780,250	0	0	7,308,250	
--------------	--	-----------	-----------	---	---	-----------	--

# Horizon Elementary School

## Adopted District Educational Facilities Plan

Project	Original Program Year	Program Years 1-5	Program Year 6 (FY20)	Program Year 7 (FY21)	Program Year 8 (FY22)	Total	Scope
There are no active DEFP projects for this location.						0	

### SMART Program

Project	Original Program Year	Program Years 1-5	Program Year 6 (FY20)	Program Year 7 (FY21)	Program Year 8 (FY22)	Total	Scope
Renovation	Yr4	56,516	150,484			207,000	Building Envelope Improvements (Roof, Window, Ext Wall, etc.)
Renovation	Yr4	110,574	294,426			405,000	HVAC Improvements
Renovation	Yr4	54,877	146,123			201,000	Media Center improvements
SMART Program Sub-Total		221,967	591,033	0	0	813,000	

### Completed

Project	Original Program Year	Program Years 1-5	Program Year 6 (FY20)	Program Year 7 (FY21)	Program Year 8 (FY22)	Total	Scope
SMART	Yr3	50,000				50,000	Music Equipment Replacement
SMART	Yr2	5,000				5,000	CAT 6 Data port Upgrade
SMART	Yr4	100,000				100,000	School Choice Enhancement
SMART	Yr2	78,000				78,000	Wireless Network Upgrade
SMART	Yr2	117,000				117,000	Additional computers to close computer gap
Completed Sub-Total		350,000	0	0	0	350,000	

School Total		571,967	591,033	0	0	1,163,000	
--------------	--	---------	---------	---	---	-----------	--

# Hunt, James S. Elementary School

## Adopted District Educational Facilities Plan

Project	Original Program Year	Program Years 1-5	Program Year 6 (FY20)	Program Year 7 (FY21)	Program Year 8 (FY22)	Total	Scope
There are no active DEFP projects for this location.						0	

### SMART Program

Project	Original Program Year	Program Years 1-5	Program Year 6 (FY20)	Program Year 7 (FY21)	Program Year 8 (FY22)	Total	Scope
Safety & Security	Yr4	190,754	548,246			739,000	Fire Sprinklers
Safety & Security	Yr4	75,631	217,369			293,000	Fire Alarm
Renovation	Yr5	100,000				100,000	School Choice Enhancement
Renovation	Yr4	141,194	405,806			547,000	Building Envelope Improvements (Roof, Window, Ext Wall, etc.)
Renovation	Yr4	85,956	247,044			333,000	Media Center improvements
Renovation	Yr4	753,984	2,167,016			2,921,000	HVAC Improvements
SMART Program Sub-Total		1,347,519	3,585,481	0	0	4,933,000	

### Completed

Project	Original Program Year	Program Years 1-5	Program Year 6 (FY20)	Program Year 7 (FY21)	Program Year 8 (FY22)	Total	Scope
SMART	Yr2	50,000				50,000	Music Equipment Replacement
SMART	Yr2	78,000				78,000	Wireless Network Upgrade
SMART	Yr2	16,000				16,000	CAT 6 Data port Upgrade
SMART	Yr2	190,000				190,000	Additional computers to close computer gap
Completed Sub-Total		334,000	0	0	0	334,000	

School Total		1,681,519	3,585,481	0	0	5,267,000	
--------------	--	-----------	-----------	---	---	-----------	--

## Indian Ridge Middle School

### Adopted District Educational Facilities Plan

Project	Original Program Year	Program Years 1-5	Program Year 6 (FY20)	Program Year 7 (FY21)	Program Year 8 (FY22)	Total	Scope
There are no active DEFP projects for this location.						0	

### SMART Program

Project	Original Program Year	Program Years 1-5	Program Year 6 (FY20)	Program Year 7 (FY21)	Program Year 8 (FY22)	Total	Scope
All SMART Program projects are complete.						0	

### Completed

Project	Original Program Year	Program Years 1-5	Program Year 6 (FY20)	Program Year 7 (FY21)	Program Year 8 (FY22)	Total	Scope
SMART	Yr2	100,000				100,000	Music Equipment Replacement
SMART	Yr2	521,000				521,000	Music Room Renovation
SMART	Yr3	85,000				85,000	Art Room Renovation and Equipment
SMART	Yr2	606,000				606,000	Conversion of Existing Space to Music and/or Art Lab(s)
SMART	Yr2	100,000				100,000	School Choice Enhancement
SMART	Yr2	2,895,000				2,895,000	Building Envelope Improvements (Roof, Window, Ext Wall, etc.)
SMART	Yr4	945,102				945,102	Additional funding for approved scope
SMART	Yr2	18,000				18,000	CAT 6 Data port Upgrade
SMART	Yr2	1,008,000				1,008,000	HVAC Improvements
SMART	Yr2	327,000				327,000	Technology Infrastructure (Servers, Racks, etc.) Upgrade
SMART	Yr3	245,000				245,000	Additional computers to close computer gap
Completed Sub-Total		6,850,102	0	0	0	6,850,102	
School Total		6,850,102	0	0	0	6,850,102	

## Indian Trace Elementary School

### Adopted District Educational Facilities Plan

Project	Original Program Year	Program Years 1-5	Program Year 6 (FY20)	Program Year 7 (FY21)	Program Year 8 (FY22)	Total	Scope
There are no active DEFP projects for this location.						0	

### SMART Program

Project	Original Program Year	Program Years 1-5	Program Year 6 (FY20)	Program Year 7 (FY21)	Program Year 8 (FY22)	Total	Scope
Safety & Security	Yr4	69,436		199,564		269,000	Fire Alarm
Renovation	Yr3	504,635		1,450,365		1,955,000	HVAC Improvements
Renovation	Yr4	337,112		968,888		1,306,000	Building Envelope Improvements (Roof, Window, Ext Wall, etc.)
SMART Program Sub-Total		911,183	0	2,618,817	0	3,530,000	

### Completed

Project	Original Program Year	Program Years 1-5	Program Year 6 (FY20)	Program Year 7 (FY21)	Program Year 8 (FY22)	Total	Scope
SMART	Yr3	50,000				50,000	Music Equipment Replacement
SMART	Yr4	100,000				100,000	School Choice Enhancement
SMART	Yr3	32,000				32,000	Wireless Network Upgrade
SMART	Yr3	14,000				14,000	CAT 6 Data port Upgrade
SMART	Yr3	52,000				52,000	Technology Infrastructure (Servers, Racks, etc.) Upgrade
SMART	Yr3	111,000				111,000	Additional computers to close computer gap
Completed Sub-Total		359,000	0	0	0	359,000	

School Total		1,270,183	0	2,618,817	0	3,889,000	
--------------	--	-----------	---	-----------	---	-----------	--

# King, Martin Luther (Dr. Martin Luther King, Jr. Montessori Academy)

## Adopted District Educational Facilities Plan

Project	Original Program Year	Program Years 1-5	Program Year 6 (FY20)	Program Year 7 (FY21)	Program Year 8 (FY22)	Total	Scope
There are no active DEFP projects for this location.						0	

## SMART Program

Project	Original Program Year	Program Years 1-5	Program Year 6 (FY20)	Program Year 7 (FY21)	Program Year 8 (FY22)	Total	Scope
All SMART Program projects are complete.						0	

## Completed

Project	Original Program Year	Program Years 1-5	Program Year 6 (FY20)	Program Year 7 (FY21)	Program Year 8 (FY22)	Total	Scope
SMART	Yr2	762,000				762,000	Fire Sprinklers
SMART	Yr1	50,000				50,000	Music Equipment Replacement
DEFP	Yr1	45,615				45,615	This project will install a new fire hydrant east of Building #4 in the grassy area of the loop drive. In addition, current Fire Department Connections are mounted to the exterior walls of Buildings 1 & 4. This project will cap the connections at the wall & relocate the Fire Department Connection to the grassy area adjacent to the new Fire Hydrant.
SMART	Yr3	35,000				35,000	Wireless Network Upgrade
SMART	Yr3	86,000				86,000	Building Envelope Improvements (Roof, Window, Ext Wall, etc.)
SMART	Yr3	14,000				14,000	CAT 6 Data port Upgrade
SMART	Yr1	213,000				213,000	HVAC Improvements
SMART	Yr1	100,000				100,000	School Choice Enhancement
SMART	Yr3	43,000				43,000	Additional computers to close computer gap
Completed Sub-Total		1,348,615	0	0	0	1,348,615	
School Total		1,348,615	0	0	0	1,348,615	

# Lake Forest Elementary School

## Adopted District Educational Facilities Plan

Project	Original Program Year	Program Years 1-5	Program Year 6 (FY20)	Program Year 7 (FY21)	Program Year 8 (FY22)	Total	Scope
There are no active DEFP projects for this location.						0	

### SMART Program

Project	Original Program Year	Program Years 1-5	Program Year 6 (FY20)	Program Year 7 (FY21)	Program Year 8 (FY22)	Total	Scope
Renovation	Yr3	1,198,000				1,198,000	Building Envelope Improvements (Roof, Window, Ext Wall, etc.)
Renovation	Yr3	100,000				100,000	School Choice Enhancement
Renovation	Yr3	715,000				715,000	HVAC Improvements
Renovation	Yr5	1,202,142				1,202,142	Additional funding for approved scope
SMART Program Sub-Total		3,215,142	0	0	0	3,215,142	

### Completed

Project	Original Program Year	Program Years 1-5	Program Year 6 (FY20)	Program Year 7 (FY21)	Program Year 8 (FY22)	Total	Scope
SMART	Yr3	50,000				50,000	Music Equipment Replacement
SMART	Yr3	37,000				37,000	Wireless Network Upgrade
SMART	Yr3	8,000				8,000	CAT 6 Data port Upgrade
SMART	Yr1	475,000				475,000	Re-roof of Building #4 in accordance with all applicable Codes and Standards.
SMART	Yr3	17,000				17,000	Technology Infrastructure (Servers, Racks, etc.) Upgrade
SMART	Yr3	169,000				169,000	Additional computers to close computer gap
Completed Sub-Total		756,000	0	0	0	756,000	

School Total		3,971,142	0	0	0	3,971,142	
--------------	--	-----------	---	---	---	-----------	--



# Lakeside Elementary School

## Adopted District Educational Facilities Plan

Project	Original Program Year	Program Years 1-5	Program Year 6 (FY20)	Program Year 7 (FY21)	Program Year 8 (FY22)	Total	Scope
There are no active DEFP projects for this location.						0	

### SMART Program

Project	Original Program Year	Program Years 1-5	Program Year 6 (FY20)	Program Year 7 (FY21)	Program Year 8 (FY22)	Total	Scope
Renovation	Yr5	100,000				100,000	School Choice Enhancement
Renovation	Yr4	435,603	1,232,397			1,668,000	HVAC Improvements
Renovation	Yr4	321,480	909,520			1,231,000	Building Envelope Improvements (Roof, Window, Ext Wall, etc.)
Renovation	Yr6		1,385,240			1,385,240	Additional funding for approved scope
SMART Program Sub-Total		857,083	3,527,157	0	0	4,384,240	

### Completed

Project	Original Program Year	Program Years 1-5	Program Year 6 (FY20)	Program Year 7 (FY21)	Program Year 8 (FY22)	Total	Scope
SMART	Yr3	50,000				50,000	Music Equipment Replacement
DEFP	Yr1	50,000				50,000	Install a new air conditioning unit for Communication Equipment Room, 154G. Provide a new Split system central station DX air conditioning unit, providing proper ventilation for all equipment, fully coordinated with all new inter-related systems. Project sequencing in accordance with design criteria and building codes.
SMART	Yr2	74,000				74,000	Wireless Network Upgrade
SMART	Yr2	9,000				9,000	CAT 6 Data port Upgrade
SMART	Yr2	128,000				128,000	Technology Infrastructure (Servers, Racks, etc.) Upgrade
SMART	Yr2	196,000				196,000	Additional computers to close computer gap
Completed Sub-Total		507,000	0	0	0	507,000	

School Total		1,364,083	3,527,157	0	0	4,891,240	
--------------	--	-----------	-----------	---	---	-----------	--

## Lanier-James Education Center

### Adopted District Educational Facilities Plan

Project	Original Program Year	Program Years 1-5	Program Year 6 (FY20)	Program Year 7 (FY21)	Program Year 8 (FY22)	Total	Scope
There are no active DEFP projects for this location.						0	

### SMART Program

Project	Original Program Year	Program Years 1-5	Program Year 6 (FY20)	Program Year 7 (FY21)	Program Year 8 (FY22)	Total	Scope
All SMART Program projects are complete.						0	

### Completed

Project	Original Program Year	Program Years 1-5	Program Year 6 (FY20)	Program Year 7 (FY21)	Program Year 8 (FY22)	Total	Scope
SMART	Yr2	50,000				50,000	Music Equipment Replacement
SMART	Yr1	100,000				100,000	School Choice Enhancement
SMART	Yr3	53,000				53,000	Wireless Network Upgrade
SMART	Yr3	9,000				9,000	CAT 6 Data port Upgrade
Completed Sub-Total		212,000	0	0	0	212,000	
School Total		212,000	0	0	0	212,000	

# Larkdale Elementary School

## Adopted District Educational Facilities Plan

Project	Original Program Year	Program Years 1-5	Program Year 6 (FY20)	Program Year 7 (FY21)	Program Year 8 (FY22)	Total	Scope
There are no active DEFP projects for this location.						0	

### SMART Program

Project	Original Program Year	Program Years 1-5	Program Year 6 (FY20)	Program Year 7 (FY21)	Program Year 8 (FY22)	Total	Scope
Safety & Security	Yr4	80,269	213,731			294,000	Fire Alarm
Renovation	Yr5	100,000				100,000	School Choice Enhancement
Renovation	Yr4	90,370	240,630			331,000	Building Envelope Improvements (Roof, Window, Ext Wall, etc.)
Renovation	Yr4	40,953	109,047			150,000	Replacement of building 1
Renovation	Yr4	170,911	455,089			626,000	HVAC Improvements
SMART Program Sub-Total		482,503	1,018,497	0	0	1,501,000	

### Completed

Project	Original Program Year	Program Years 1-5	Program Year 6 (FY20)	Program Year 7 (FY21)	Program Year 8 (FY22)	Total	Scope
SMART	Yr3	50,000				50,000	Music Equipment Replacement
SMART	Yr3	28,000				28,000	Wireless Network Upgrade
SMART	Yr3	12,000				12,000	CAT 6 Data port Upgrade
SMART	Yr3	19,000				19,000	Additional computers to close computer gap
Completed Sub-Total		109,000	0	0	0	109,000	

School Total	591,503	1,018,497	0	0	0	1,610,000	
--------------	---------	-----------	---	---	---	-----------	--

# Lauderdale Lakes Middle School

## Adopted District Educational Facilities Plan

Project	Original Program Year	Program Years 1-5	Program Year 6 (FY20)	Program Year 7 (FY21)	Program Year 8 (FY22)	Total	Scope
There are no active DEFP projects for this location.						0	

### SMART Program

Project	Original Program Year	Program Years 1-5	Program Year 6 (FY20)	Program Year 7 (FY21)	Program Year 8 (FY22)	Total	Scope
Safety & Security	Yr1	461,000				461,000	Fire Alarm
Safety & Security	Yr1	2,311,000				2,311,000	Fire Sprinklers
Renovation	Yr1	3,346,000				3,346,000	Roof repair, stucco and waterproof, interior repairs, HVAC - evaluation, test/balance and repair. Replace FB in 4 AHUs and provide dehumidification.
Renovation	Yr1	363,000				363,000	Media Center improvements
Renovation	Yr1	100,000				100,000	School Choice Enhancement
SMART Program Sub-Total		6,581,000	0	0	0	6,581,000	

### Completed

Project	Original Program Year	Program Years 1-5	Program Year 6 (FY20)	Program Year 7 (FY21)	Program Year 8 (FY22)	Total	Scope
SMART	Yr2	100,000				100,000	Music Equipment Replacement
SMART	Yr3	42,000				42,000	Wireless Network Upgrade
SMART	Yr3	3,000				3,000	CAT 6 Data port Upgrade
SMART	Yr3	112,000				112,000	Additional computers to close computer gap
SMART	Yr3	9,000				9,000	Technology Infrastructure (Servers, Racks, etc.) Upgrade
Completed Sub-Total		266,000	0	0	0	266,000	
School Total		6,847,000	0	0	0	6,847,000	

# Lauderdale Manors Early Learning and Resource Center

## Adopted District Educational Facilities Plan

Project	Original Program Year	Program Years 1-5	Program Year 6 (FY20)	Program Year 7 (FY21)	Program Year 8 (FY22)	Total	Scope
ADA	Yr1	135,249				135,249	Renovate Restroom
DEFP Program Sub-Total		135,249	0	0	0	135,249	

## SMART Program

Project	Original Program Year	Program Years 1-5	Program Year 6 (FY20)	Program Year 7 (FY21)	Program Year 8 (FY22)	Total	Scope
Renovation	Yr1	1,336,807				1,336,807	Building Envelope Improvements (Roof, Window, Ext Wall, etc.)
Renovation	Yr1	1,502,000				1,502,000	HVAC Improvements
Renovation	Yr6		3,976,444			3,976,444	Additional funding for approved scope
SMART Program Sub-Total		2,838,807	3,976,444	0	0	6,815,251	

## Completed

Project	Original Program Year	Program Years 1-5	Program Year 6 (FY20)	Program Year 7 (FY21)	Program Year 8 (FY22)	Total	Scope
SMART	Yr1	50,000				50,000	Music Equipment Replacement
SMART	Yr3	11,000				11,000	CAT 6 Data port Upgrade
SMART	Yr1	100,000				100,000	School Choice Enhancement
Completed Sub-Total		161,000	0	0	0	161,000	

School Total		3,135,056	3,976,444	0	0	7,111,500	
--------------	--	-----------	-----------	---	---	-----------	--

## Lauderhill 6-12 School

### Adopted District Educational Facilities Plan

Project	Original Program Year	Program Years 1-5	Program Year 6 (FY20)	Program Year 7 (FY21)	Program Year 8 (FY22)	Total	Scope
There are no active DEFP projects for this location.						0	

### SMART Program

Project	Original Program Year	Program Years 1-5	Program Year 6 (FY20)	Program Year 7 (FY21)	Program Year 8 (FY22)	Total	Scope
Safety & Security	Yr2	121,344	339,656			461,000	Fire Alarm
Safety & Security	Yr2	320,602	897,398			1,218,000	Fire Sprinklers
Renovation	Yr2	494,590	1,384,410			1,879,000	HVAC Improvements
Renovation	Yr2	152,404	426,596			579,000	Media Center improvements
Renovation	Yr2	491,695	1,376,305			1,868,000	Roof repairs, new elevator, remodel mezzanine, covered walkway, gym lights
Renovation	Yr2	100,000				100,000	School Choice Enhancement
SMART Program Sub-Total		1,680,635	4,424,365	0	0	6,105,000	

### Completed

Project	Original Program Year	Program Years 1-5	Program Year 6 (FY20)	Program Year 7 (FY21)	Program Year 8 (FY22)	Total	Scope
SMART	Yr3	300,000				300,000	Music Equipment Replacement
SMART	Yr2	121,000				121,000	Weight Room Renovation
SMART	Yr3	99,000				99,000	Wireless Network Upgrade
SMART	Yr3	16,000				16,000	CAT 6 Data port Upgrade
SMART	Yr3	17,000				17,000	Technology Infrastructure (Servers, Racks, etc.) Upgrade
Completed Sub-Total		553,000	0	0	0	553,000	

School Total		2,233,635	4,424,365	0	0	6,658,000	
--------------	--	-----------	-----------	---	---	-----------	--

# Lauderhill-Paul Turner Elementary School

## Adopted District Educational Facilities Plan

Project	Original Program Year	Program Years 1-5	Program Year 6 (FY20)	Program Year 7 (FY21)	Program Year 8 (FY22)	Total	Scope
There are no active DEFP projects for this location.						0	

### SMART Program

Project	Original Program Year	Program Years 1-5	Program Year 6 (FY20)	Program Year 7 (FY21)	Program Year 8 (FY22)	Total	Scope
Safety & Security	Yr4	238,172	673,828			912,000	Fire Sprinklers
Renovation	Yr4	322,524	912,476			1,235,000	Building Envelope Improvements (Roof, Window, Ext Wall, etc.)
Renovation	Yr4	38,651	109,349			148,000	HVAC Improvements
Renovation	Yr5	100,000				100,000	School Choice Enhancement
SMART Program Sub-Total		699,347	1,695,653	0	0	2,395,000	

### Completed

Project	Original Program Year	Program Years 1-5	Program Year 6 (FY20)	Program Year 7 (FY21)	Program Year 8 (FY22)	Total	Scope
SMART	Yr3	50,000				50,000	Music Equipment Replacement
DEFP	Yr1	130,000				130,000	Provide aluminum walkway cover and side walk parent pick up and drop off area for segregation of elementary school students and high school students. In accordance with design criteria and building codes including, but not limited to all site demolition, site work, irrigation, landscaping, concrete side walk, concrete curbs, ramps, bollards, asphalt, striping, electrical, chain link fencing and gates as required for walkway cover area.
SMART	Yr2	18,000				18,000	CAT 6 Data port Upgrade
SMART	Yr2	33,000				33,000	Wireless Network Upgrade
SMART	Yr2	165,000				165,000	Additional computers to close computer gap
Completed Sub-Total		396,000	0	0	0	396,000	

School Total	1,095,347	1,695,653	0	0	0	2,791,000	
--------------	-----------	-----------	---	---	---	-----------	--

# Liberty Elementary School

## Adopted District Educational Facilities Plan

Project	Original Program Year	Program Years 1-5	Program Year 6 (FY20)	Program Year 7 (FY21)	Program Year 8 (FY22)	Total	Scope
There are no active DEFP projects for this location.						0	

### SMART Program

Project	Original Program Year	Program Years 1-5	Program Year 6 (FY20)	Program Year 7 (FY21)	Program Year 8 (FY22)	Total	Scope
Music & Art	Yr4	46,141	122,859			169,000	Conversion of Existing Space to Music and/or Art Lab(s)
Music & Art	Yr4	37,131	98,869			136,000	Music Room Renovation
Athletics	Yr4	1,911	5,089			7,000	PE/Athletic Improvements
Renovation	Yr3	17,746	47,254			65,000	HVAC Improvements
Renovation	Yr6		88,093			88,093	Additional funding for approved scope
SMART Program Sub-Total		102,929	362,164	0	0	465,093	

### Completed

Project	Original Program Year	Program Years 1-5	Program Year 6 (FY20)	Program Year 7 (FY21)	Program Year 8 (FY22)	Total	Scope
SMART	Yr3	50,000				50,000	Music Equipment Replacement
SMART	Yr2	1,000				1,000	CAT 6 Data port Upgrade
SMART	Yr1	100,000				100,000	School Choice Enhancement
SMART	Yr2	104,000				104,000	Wireless Network Upgrade
SMART	Yr2	262,000				262,000	Additional computers to close computer gap
SMART	Yr2	26,000				26,000	Technology Infrastructure (Servers, Racks, etc.) Upgrade
Completed Sub-Total		543,000	0	0	0	543,000	

School Total	645,929	362,164	0	0	0	1,008,093	
--------------	---------	---------	---	---	---	-----------	--



# Lloyd Estates Elementary School

## Adopted District Educational Facilities Plan

Project	Original Program Year	Program Years 1-5	Program Year 6 (FY20)	Program Year 7 (FY21)	Program Year 8 (FY22)	Total	Scope
There are no active DEFP projects for this location.						0	

### SMART Program

Project	Original Program Year	Program Years 1-5	Program Year 6 (FY20)	Program Year 7 (FY21)	Program Year 8 (FY22)	Total	Scope
Safety & Security	Yr2	77,992	215,008			293,000	Fire Alarm
Safety & Security	Yr2	74,531	205,469			280,000	Fire Sprinklers
Renovation	Yr2	166,364	458,636			625,000	Building Envelope Improvements (Roof, Window, Ext Wall, etc.)
Renovation	Yr2	231,580	638,420			870,000	HVAC Improvements
Renovation	Yr2	48,978	135,022			184,000	Media Center improvements
SMART Program Sub-Total		599,445	1,652,555	0	0	2,252,000	

### Completed

Project	Original Program Year	Program Years 1-5	Program Year 6 (FY20)	Program Year 7 (FY21)	Program Year 8 (FY22)	Total	Scope
SMART	Yr3	50,000				50,000	Music Equipment Replacement
SMART	Yr2	100,000				100,000	School Choice Enhancement
SMART	Yr2	28,000				28,000	Wireless Network Upgrade
SMART	Yr2	151,000				151,000	Additional computers to close computer gap
Completed Sub-Total		329,000	0	0	0	329,000	

School Total		928,445	1,652,555	0	0	2,581,000	
--------------	--	---------	-----------	---	---	-----------	--

# Lyons Creek Middle School

## Adopted District Educational Facilities Plan

Project	Original Program Year	Program Years 1-5	Program Year 6 (FY20)	Program Year 7 (FY21)	Program Year 8 (FY22)	Total	Scope
There are no active DEFP projects for this location.						0	

### SMART Program

Project	Original Program Year	Program Years 1-5	Program Year 6 (FY20)	Program Year 7 (FY21)	Program Year 8 (FY22)	Total	Scope
Music & Art	Yr5	21,941			63,059	85,000	Art Room Renovation and Equipment
Music & Art	Yr5	239,540			688,460	928,000	Conversion of Existing Space to Music and/or Art Lab(s)
Music & Art	Yr5	134,483			386,517	521,000	Music Room Renovation
Renovation	Yr5	322,915			928,085	1,251,000	Building Envelope Improvements (Roof, Window, Ext Wall, etc.)
Renovation	Yr5	68,145			195,855	264,000	HVAC Improvements
Renovation	Yr5	100,000				100,000	School Choice Enhancement
SMART Program Sub-Total		887,024	0	0	2,261,976	3,149,000	

### Completed

Project	Original Program Year	Program Years 1-5	Program Year 6 (FY20)	Program Year 7 (FY21)	Program Year 8 (FY22)	Total	Scope
SMART	Yr3	100,000				100,000	Music Equipment Replacement
DEFP	Yr1	90,502				90,502	SBBC engaged in a joint agreement with the City of Coconut Creek, for the design of a Pedestrian Bridge and the association site work on School Board Property. The City is to absorb the cost of construction of the Bridge and SBBC to fund the on-site improvements.
SMART	Yr1	11,000				11,000	CAT 6 Data port Upgrade
SMART	Yr1	225,000				225,000	Additional computers to close computer gap
SMART	Yr1	192,000				192,000	Technology Infrastructure (Servers, Racks, etc.) Upgrade
Completed Sub-Total		618,502	0	0	0	618,502	

School Total		1,505,526	0	0	2,261,976	3,767,502	
--------------	--	-----------	---	---	-----------	-----------	--

# Manatee Bay Elementary School

## Adopted District Educational Facilities Plan

Project	Original Program Year	Program Years 1-5	Program Year 6 (FY20)	Program Year 7 (FY21)	Program Year 8 (FY22)	Total	Scope
There are no active DEFP projects for this location.						0	

## SMART Program

Project	Original Program Year	Program Years 1-5	Program Year 6 (FY20)	Program Year 7 (FY21)	Program Year 8 (FY22)	Total	Scope
All SMART Program projects are complete.						0	

## Completed

Project	Original Program Year	Program Years 1-5	Program Year 6 (FY20)	Program Year 7 (FY21)	Program Year 8 (FY22)	Total	Scope
SMART	Yr2	50,000				50,000	Music Equipment Replacement
SMART	Yr2	65,000				65,000	Art Room Renovation and Equipment
SMART	Yr2	339,000				339,000	Conversion of Existing Space to Music and/or Art Lab(s)
SMART	Yr2	136,000				136,000	Music Room Renovation
DEFP	Yr1	77,200				77,200	Design and Install 200 Linear Feet of covered Canopy at Portable Units #1536P; 1537P; 1538P; 1539P; 15340P.
SMART	Yr2	10,000				10,000	CAT 6 Data port Upgrade
SMART	Yr2	862,000				862,000	Building Envelope Improvements (Roof, Window, Ext Wall, etc.)
SMART	Yr2	357,000				357,000	HVAC Improvements
SMART	Yr2	100,000				100,000	School Choice Enhancement
SMART	Yr2	103,000				103,000	Wireless Network Upgrade
SMART	Yr4	625,661				625,661	Additional funding for approved scope
SMART	Yr2	304,000				304,000	Additional computers to close computer gap
SMART	Yr2	65,000				65,000	Technology Infrastructure (Servers, Racks, etc.) Upgrade
Completed Sub-Total		3,093,861	0	0	0	3,093,861	
School Total		3,093,861	0	0	0	3,093,861	

# Maplewood Elementary School

## Adopted District Educational Facilities Plan

Project	Original Program Year	Program Years 1-5	Program Year 6 (FY20)	Program Year 7 (FY21)	Program Year 8 (FY22)	Total	Scope
ADA	Yr1	955,505				955,505	ADA Restrooms & Fire Sprinkler @ Restrooms
DEFP Program Sub-Total		955,505	0	0	0	955,505	

## SMART Program

Project	Original Program Year	Program Years 1-5	Program Year 6 (FY20)	Program Year 7 (FY21)	Program Year 8 (FY22)	Total	Scope
Safety & Security	Yr1	293,695				293,695	Fire Alarm
Renovation	Yr3	35,131	68,869			104,000	HVAC Improvements
Renovation	Yr4	87,153	170,847			258,000	Media Center improvements
Renovation	Yr1	1,030,429				1,030,429	Building Envelope Improvements (Roof, Window, Ext Wall, etc.)
Renovation	Yr6		2,295,826			2,295,826	Additional funding for approved scope
SMART Program Sub-Total		1,446,408	2,535,542	0	0	3,981,950	

## Completed

Project	Original Program Year	Program Years 1-5	Program Year 6 (FY20)	Program Year 7 (FY21)	Program Year 8 (FY22)	Total	Scope
SMART	Yr3	50,000				50,000	Music Equipment Replacement
SMART	Yr1	100,000				100,000	School Choice Enhancement
SMART	Yr1	85,000				85,000	Wireless Network Upgrade
SMART	Yr1	14,000				14,000	CAT 6 Data port Upgrade
SMART	Yr1	84,000				84,000	Technology Infrastructure (Servers, Racks, etc.) Upgrade
SMART	Yr1	148,000				148,000	Additional computers to close computer gap
Completed Sub-Total		481,000	0	0	0	481,000	

School Total		2,882,913	2,535,542	0	0	5,418,455	
--------------	--	-----------	-----------	---	---	-----------	--

# Margate Elementary School

## Adopted District Educational Facilities Plan

Project	Original Program Year	Program Years 1-5	Program Year 6 (FY20)	Program Year 7 (FY21)	Program Year 8 (FY22)	Total	Scope
There are no active DEFP projects for this location.						0	

### SMART Program

Project	Original Program Year	Program Years 1-5	Program Year 6 (FY20)	Program Year 7 (FY21)	Program Year 8 (FY22)	Total	Scope
Safety & Security	Yr1	122,528		408,472		531,000	Fire Sprinklers
Music & Art	Yr1	38,996		130,004		169,000	Conversion of Existing Space to Music and/or Art Lab(s)
Music & Art	Yr2	31,382		104,618		136,000	Music Room Renovation
Renovation	Yr1	100,000				100,000	School Choice Enhancement
Renovation	Yr1	157,603		525,397		683,000	Replacement of building 1
Renovation	Yr1	153,679		512,321		666,000	HVAC Improvements
Renovation	Yr1	516,592		1,722,161		2,238,753	Building Envelope Improvements (Roof, Window, Ext Wall, etc.)
SMART Program Sub-Total		1,120,780	0	3,402,973	0	4,523,753	

### Completed

Project	Original Program Year	Program Years 1-5	Program Year 6 (FY20)	Program Year 7 (FY21)	Program Year 8 (FY22)	Total	Scope
SMART	Yr2	50,000				50,000	Music Equipment Replacement
SMART	Yr2	111,000				111,000	Wireless Network Upgrade
SMART	Yr2	14,000				14,000	CAT 6 Data port Upgrade
SMART	Yr2	34,000				34,000	Technology Infrastructure (Servers, Racks, etc.) Upgrade
SMART	Yr2	228,000				228,000	Additional computers to close computer gap
Completed Sub-Total		437,000	0	0	0	437,000	

School Total		1,557,780	0	3,402,973	0	4,960,753	
--------------	--	-----------	---	-----------	---	-----------	--

# Margate Middle School

## Adopted District Educational Facilities Plan

Project	Original Program Year	Program Years 1-5	Program Year 6 (FY20)	Program Year 7 (FY21)	Program Year 8 (FY22)	Total	Scope
There are no active DEFP projects for this location.						0	

### SMART Program

Project	Original Program Year	Program Years 1-5	Program Year 6 (FY20)	Program Year 7 (FY21)	Program Year 8 (FY22)	Total	Scope
Safety & Security	Yr3	119,974	341,026			461,000	Fire Alarm
Safety & Security	Yr3	367,468	1,044,532			1,412,000	Fire Sprinklers
Safety & Security	Yr3	14,834	42,166			57,000	Safety / Security Upgrade
Music & Art	Yr3	73,910	210,090			284,000	Conversion of Existing Space to Music and/or Art Lab(s)
Music & Art	Yr3	22,120	62,880			85,000	Art Room Renovation and Equipment
Renovation	Yr3	1,115,937	3,172,063			4,288,000	Building Envelope Improvements (Roof, Window, Ext Wall, etc.)
Renovation	Yr3	96,552	274,448			371,000	Electrical Improvements
Renovation	Yr3	295,380	839,620			1,135,000	HVAC Improvements
Renovation	Yr3	141,314	401,686			543,000	Media Center improvements
Renovation	Yr3	100,000				100,000	School Choice Enhancement
SMART Program Sub-Total		2,347,489	6,388,511	0	0	8,736,000	

### Completed

Project	Original Program Year	Program Years 1-5	Program Year 6 (FY20)	Program Year 7 (FY21)	Program Year 8 (FY22)	Total	Scope
SMART	Yr3	100,000				100,000	Music Equipment Replacement
SMART	Yr3	17,000				17,000	CAT 6 Data port Upgrade
SMART	Yr3	119,000				119,000	Wireless Network Upgrade
SMART	Yr3	146,000				146,000	Additional computers to close computer gap
SMART	Yr3	4,000				4,000	Technology Infrastructure (Servers, Racks, etc.) Upgrade
Completed Sub-Total		386,000	0	0	0	386,000	

School Total		2,733,489	6,388,511	0	0	9,122,000	
--------------	--	-----------	-----------	---	---	-----------	--

# Markham, C. Robert Elementary School

## Adopted District Educational Facilities Plan

Project	Original Program Year	Program Years 1-5	Program Year 6 (FY20)	Program Year 7 (FY21)	Program Year 8 (FY22)	Total	Scope
There are no active DEFP projects for this location.						0	

### SMART Program

Project	Original Program Year	Program Years 1-5	Program Year 6 (FY20)	Program Year 7 (FY21)	Program Year 8 (FY22)	Total	Scope
Safety & Security	Yr3	84,407	209,593			294,000	Fire Alarm
Safety & Security	Yr3	89,000	221,000			310,000	Fire Sprinklers
Renovation	Yr3	131,778	327,222			459,000	HVAC Improvements
Renovation	Yr3	2,136,012	5,303,988			7,440,000	Replacement of building 1
Renovation	Yr3	188,337	467,663			656,000	Building Envelope Improvements (Roof, Window, Ext Wall, etc.)
SMART Program Sub-Total		2,629,534	6,529,466	0	0	9,159,000	

### Completed

Project	Original Program Year	Program Years 1-5	Program Year 6 (FY20)	Program Year 7 (FY21)	Program Year 8 (FY22)	Total	Scope
SMART	Yr1	50,000				50,000	Music Equipment Replacement
SMART	Yr3	100,000				100,000	School Choice Enhancement
SMART	Yr2	42,000				42,000	Wireless Network Upgrade
SMART	Yr2	4,000				4,000	Technology Infrastructure (Servers, Racks, etc.) Upgrade
SMART	Yr2	155,000				155,000	Additional computers to close computer gap
Completed Sub-Total		351,000	0	0	0	351,000	

School Total		2,980,534	6,529,466	0	0	9,510,000	
--------------	--	-----------	-----------	---	---	-----------	--

# McArthur High School

## Adopted District Educational Facilities Plan

Project	Original Program Year	Program Years 1-5	Program Year 6 (FY20)	Program Year 7 (FY21)	Program Year 8 (FY22)	Total	Scope
Replacement of Building 6	Yr4	1,461,568		4,338,432		5,800,000	Replacement of Building 6
DEFP Program Sub-Total		1,461,568	0	4,338,432	0	5,800,000	

## SMART Program

Project	Original Program Year	Program Years 1-5	Program Year 6 (FY20)	Program Year 7 (FY21)	Program Year 8 (FY22)	Total	Scope
Safety & Security	Yr4	255,733		759,103		1,014,836	Fire Sprinklers
Safety & Security	Yr4	97,734		290,108		387,842	Safety / Security Upgrade
Renovation	Yr4	505,483		1,500,446		2,005,929	Building Envelope Improvements (Roof, Window, Ext Wall, etc.)
Renovation	Yr4	282,362		838,146		1,120,508	Electrical Improvements
Renovation	Yr4	724,384		2,150,220		2,874,604	HVAC Improvements
Renovation	Yr4	103,286		306,589		409,875	Media Center improvements
Renovation	Yr4	160,016		474,984		635,000	Replacement of building 1
Renovation	Yr4	100,000				100,000	School Choice Enhancement
Renovation	Yr4	393,843		1,169,059		1,562,902	STEM Lab improvements
SMART Program Sub-Total		2,622,841	0	7,488,655	0	10,111,496	

## Completed

Project	Original Program Year	Program Years 1-5	Program Year 6 (FY20)	Program Year 7 (FY21)	Program Year 8 (FY22)	Total	Scope
SMART	Yr2	300,000				300,000	Music Equipment Replacement
DEFP	Yr1	255,656				255,656	Replace the existing roof top air conditioning units at Building 1 and 20.
SMART	Yr4	121,000				121,000	Weight Room Renovation
DEFP	Yr1	212,265				212,265	Install new aluminum canopies along the existing walkways from the Cafeteria Building to the Auditorium and from the main entrance to the Guidance entrance.
SMART	Yr3	27,000				27,000	CAT 6 Data port Upgrade
SMART	Yr3	164,000				164,000	Wireless Network Upgrade
SMART	Yr3	263,000				263,000	Additional computers to close computer gap



# McArthur High School

## Completed

Project	Original Program Year	Program Years 1-5	Program Year 6 (FY20)	Program Year 7 (FY21)	Program Year 8 (FY22)	Total	Scope
SMART	Yr3	26,000				26,000	Technology Infrastructure (Servers, Racks, etc.) Upgrade
Completed Sub-Total		1,368,921	0	0	0	1,368,921	
School Total		5,453,330	0	11,827,087	0	17,280,417	

# McFatter Technical College

## Adopted District Educational Facilities Plan

Project	Original Program Year	Program Years 1-5	Program Year 6 (FY20)	Program Year 7 (FY21)	Program Year 8 (FY22)	Total	Scope
ADA	Yr1	47,525				47,525	ADA Renovate Restroom
DEFP Program Sub-Total		47,525	0	0	0	47,525	

## SMART Program

Project	Original Program Year	Program Years 1-5	Program Year 6 (FY20)	Program Year 7 (FY21)	Program Year 8 (FY22)	Total	Scope
Safety & Security	Yr2	171,660	500,340			672,000	Fire Alarm
Safety & Security	Yr2	74,590	217,410			292,000	Fire Sprinklers
Safety & Security	Yr2	14,305	41,695			56,000	Safety / Security Upgrade
Renovation	Yr1	841,952	2,454,048			3,296,000	HVAC repairs to include buildings 1,2,4,5.
Renovation	Yr2	38,572	112,428			151,000	Media Center improvements
Renovation	Yr2	582,418	1,697,582			2,280,000	Building Envelope Improvements (Roof, Window, Ext Wall, etc.)
Renovation	Yr2	147,393	429,607			577,000	Electrical Improvements
SMART Program Sub-Total		1,870,890	5,453,110	0	0	7,324,000	

## Completed

Project	Original Program Year	Program Years 1-5	Program Year 6 (FY20)	Program Year 7 (FY21)	Program Year 8 (FY22)	Total	Scope
SMART	Yr2	100,000				100,000	School Choice Enhancement
SMART	Yr1	110,000				110,000	Wireless Network Upgrade
SMART	Yr1	16,000				16,000	CAT 6 Data port Upgrade
SMART	Yr1	362,000				362,000	Technology Infrastructure (Servers, Racks, etc.) Upgrade
Completed Sub-Total		588,000	0	0	0	588,000	

School Total		2,506,415	5,453,110	0	0	7,959,525	
--------------	--	-----------	-----------	---	---	-----------	--

## McFatter Technical, Broward Fire Academy

### Adopted District Educational Facilities Plan

Project	Original Program Year	Program Years 1-5	Program Year 6 (FY20)	Program Year 7 (FY21)	Program Year 8 (FY22)	Total	Scope
There are no active DEFP projects for this location.						0	

### SMART Program

Project	Original Program Year	Program Years 1-5	Program Year 6 (FY20)	Program Year 7 (FY21)	Program Year 8 (FY22)	Total	Scope
Safety & Security	Yr3	107,000				107,000	Fire Sprinklers
Renovation	Yr1	149,000				149,000	Building Envelope Improvements (Roof, Window, Ext Wall, etc.)
Renovation	Yr6		358,512			358,512	Additional funding for approved scope
SMART Program Sub-Total		256,000	358,512	0	0	614,512	

### Completed

Project	Original Program Year	Program Years 1-5	Program Year 6 (FY20)	Program Year 7 (FY21)	Program Year 8 (FY22)	Total	Scope
SMART	Yr1	100,000				100,000	School Choice Enhancement
SMART	Yr3	13,000				13,000	Technology Infrastructure (Servers, Racks, etc.) Upgrade
Completed Sub-Total		113,000	0	0	0	113,000	

School Total		369,000	358,512	0	0	727,512	
--------------	--	---------	---------	---	---	---------	--

# McNab Elementary School

## Adopted District Educational Facilities Plan

Project	Original Program Year	Program Years 1-5	Program Year 6 (FY20)	Program Year 7 (FY21)	Program Year 8 (FY22)	Total	Scope
There are no active DEFP projects for this location.						0	

### SMART Program

Project	Original Program Year	Program Years 1-5	Program Year 6 (FY20)	Program Year 7 (FY21)	Program Year 8 (FY22)	Total	Scope
Renovation	Yr3	978,000				978,000	Building Envelope Improvements (Roof, Window, Ext Wall, etc.)
Renovation	Yr3	317,000				317,000	HVAC Improvements
Renovation	Yr3	100,000				100,000	School Choice Enhancement
Renovation	Yr5	1,915,437				1,915,437	Additional funding for approved scope
SMART Program Sub-Total		3,310,437	0	0	0	3,310,437	

### Completed

Project	Original Program Year	Program Years 1-5	Program Year 6 (FY20)	Program Year 7 (FY21)	Program Year 8 (FY22)	Total	Scope
SMART	Yr1	50,000				50,000	Music Equipment Replacement
SMART	Yr1	13,000				13,000	CAT 6 Data port Upgrade
SMART	Yr1	39,000				39,000	Wireless Network Upgrade
SMART	Yr1	124,000				124,000	Additional computers to close computer gap
SMART	Yr1	92,000				92,000	Technology Infrastructure (Servers, Racks, etc.) Upgrade
Completed Sub-Total		318,000	0	0	0	318,000	

School Total		3,628,437	0	0	0	3,628,437	
--------------	--	-----------	---	---	---	-----------	--

# McNicol Middle School

## Adopted District Educational Facilities Plan

Project	Original Program Year	Program Years 1-5	Program Year 6 (FY20)	Program Year 7 (FY21)	Program Year 8 (FY22)	Total	Scope
There are no active DEFP projects for this location.						0	

## Completed

Project	Original Program Year	Program Years 1-5	Program Year 6 (FY20)	Program Year 7 (FY21)	Program Year 8 (FY22)	Total	Scope
SMART	Yr1	21,000				21,000	Fire Sprinklers
SMART	Yr3	100,000				100,000	Music Equipment Replacement
SMART	Yr4	322,000				322,000	Conversion of Existing Space to Music and/or Art Lab(s)
SMART	Yr4	521,000				521,000	Music Room Renovation
SMART	Yr2	276,000				276,000	Building Envelope Improvements (Roof, Window, Ext Wall, etc.)
SMART	Yr3	19,000				19,000	CAT 6 Data port Upgrade
SMART	Yr4	205,000				205,000	HVAC Improvements
SMART	Yr1	100,000				100,000	School Choice Enhancement
SMART	Yr3	46,000				46,000	Wireless Network Upgrade
Completed Sub-Total		1,610,000	0	0	0	1,610,000	
School Total		1,610,000	0	0	0	1,610,000	

# Meadowbrook Elementary School

## Adopted District Educational Facilities Plan

Project	Original Program Year	Program Years 1-5	Program Year 6 (FY20)	Program Year 7 (FY21)	Program Year 8 (FY22)	Total	Scope
There are no active DEFP projects for this location.						0	

### SMART Program

Project	Original Program Year	Program Years 1-5	Program Year 6 (FY20)	Program Year 7 (FY21)	Program Year 8 (FY22)	Total	Scope
Safety & Security	Yr4	126,136	335,864			462,000	Fire Sprinklers
Renovation	Yr5	100,000				100,000	School Choice Enhancement
Renovation	Yr4	36,039	95,961			132,000	HVAC Improvements
Renovation	Yr4	90,916	242,084			333,000	Electrical Improvements
Renovation	Yr4	36,585	97,415			134,000	Building Envelope Improvements (Roof, Window, Ext Wall, etc.)
SMART Program Sub-Total		389,676	771,324	0	0	1,161,000	

### Completed

Project	Original Program Year	Program Years 1-5	Program Year 6 (FY20)	Program Year 7 (FY21)	Program Year 8 (FY22)	Total	Scope
SMART	Yr3	50,000				50,000	Music Equipment Replacement
SMART	Yr2	4,000				4,000	CAT 6 Data port Upgrade
SMART	Yr2	36,000				36,000	Wireless Network Upgrade
SMART	Yr2	183,000				183,000	Additional computers to close computer gap
Completed Sub-Total		273,000	0	0	0	273,000	

School Total		662,676	771,324	0	0	1,434,000	
--------------	--	---------	---------	---	---	-----------	--

# Millennium 6-12 Collegiate Academy

## Adopted District Educational Facilities Plan

Project	Original Program Year	Program Years 1-5	Program Year 6 (FY20)	Program Year 7 (FY21)	Program Year 8 (FY22)	Total	Scope
There are no active DEFP projects for this location.						0	

### SMART Program

Project	Original Program Year	Program Years 1-5	Program Year 6 (FY20)	Program Year 7 (FY21)	Program Year 8 (FY22)	Total	Scope
Safety & Security	Yr4	16,890	33,110			50,000	Fire Alarm
Music & Art	Yr4	95,935	188,065			284,000	Conversion of Existing Space to Music and/or Art Lab(s)
Music & Art	Yr4	28,713	56,287			85,000	Art Room Renovation and Equipment
Renovation	Yr4	412,454	808,546			1,221,000	HVAC Improvements
Renovation	Yr4	437,451	857,549			1,295,000	Building Envelope Improvements (Roof, Window, Ext Wall, etc.)
SMART Program Sub-Total		991,443	1,943,557	0	0	2,935,000	

### Completed

Project	Original Program Year	Program Years 1-5	Program Year 6 (FY20)	Program Year 7 (FY21)	Program Year 8 (FY22)	Total	Scope
SMART	Yr3	100,000				100,000	Music Equipment Replacement
SMART	Yr4	100,000				100,000	School Choice Enhancement
SMART	Yr2	124,000				124,000	Wireless Network Upgrade
SMART	Yr2	290,000				290,000	Additional computers to close computer gap
Completed Sub-Total		614,000	0	0	0	614,000	

School Total	1,605,443	1,943,557	0	0	3,549,000	
--------------	-----------	-----------	---	---	-----------	--

# Miramar Elementary School

## Adopted District Educational Facilities Plan

Project	Original Program Year	Program Years 1-5	Program Year 6 (FY20)	Program Year 7 (FY21)	Program Year 8 (FY22)	Total	Scope
There are no active DEFP projects for this location.						0	

## SMART Program

Project	Original Program Year	Program Years 1-5	Program Year 6 (FY20)	Program Year 7 (FY21)	Program Year 8 (FY22)	Total	Scope
All SMART Program projects are complete.						0	

## Completed

Project	Original Program Year	Program Years 1-5	Program Year 6 (FY20)	Program Year 7 (FY21)	Program Year 8 (FY22)	Total	Scope
SMART	Yr3	50,000				50,000	Music Equipment Replacement
SMART	Yr1	855,000				855,000	Building Envelope Improvements (Roof, Window, Ext Wall, etc.)
SMART	Yr2	12,000				12,000	CAT 6 Data port Upgrade
SMART	Yr1	2,943,000				2,943,000	HVAC Improvements
SMART	Yr1	100,000				100,000	School Choice Enhancement
SMART	Yr2	84,000				84,000	Wireless Network Upgrade
SMART	Yr5	2,286,935				2,286,935	Additional funding for approved scope
SMART	Yr2	210,000				210,000	Additional computers to close computer gap
SMART	Yr2	17,000				17,000	Technology Infrastructure (Servers, Racks, etc.) Upgrade
Completed Sub-Total		6,557,935	0	0	0	6,557,935	
School Total		6,557,935	0	0	0	6,557,935	



# Miramar High School

## Adopted District Educational Facilities Plan

Project	Original Program Year	Program Years 1-5	Program Year 6 (FY20)	Program Year 7 (FY21)	Program Year 8 (FY22)	Total	Scope
There are no active DEFP projects for this location.						0	

### SMART Program

Project	Original Program Year	Program Years 1-5	Program Year 6 (FY20)	Program Year 7 (FY21)	Program Year 8 (FY22)	Total	Scope
Safety & Security	Yr4	299,455	874,545			1,174,000	Fire Alarm
Safety & Security	Yr4	11,478	33,522			45,000	Fire Sprinklers
Music & Art	Yr4	77,032	224,968			302,000	Conversion of Existing Space to Music and/or Art Lab(s)
Music & Art	Yr4	181,867	531,133			713,000	Music Room Renovation
Renovation	Yr4	202,017	589,983			792,000	Electrical Improvements
Renovation	Yr4	1,352,139	3,948,861			5,301,000	HVAC Improvements
Renovation	Yr4	221,913	648,087			870,000	Media Center improvements
Renovation	Yr4	215,281	628,719			844,000	STEM Lab improvements
Renovation	Yr4	246,400	719,600			966,000	Building Envelope Improvements (Roof, Window, Ext Wall, etc.)
SMART Program Sub-Total		2,807,582	8,199,418	0	0	11,007,000	

### Completed

Project	Original Program Year	Program Years 1-5	Program Year 6 (FY20)	Program Year 7 (FY21)	Program Year 8 (FY22)	Total	Scope
SMART	Yr3	300,000				300,000	Music Equipment Replacement
SMART	Yr4	121,000				121,000	Weight Room Renovation
SMART	Yr1	300,000				300,000	Track Resurfacing
SMART	Yr4	100,000				100,000	School Choice Enhancement
SMART	Yr2	217,000				217,000	Wireless Network Upgrade
SMART	Yr2	31,000				31,000	CAT 6 Data port Upgrade
SMART	Yr2	598,000				598,000	Additional computers to close computer gap
Completed Sub-Total		1,667,000	0	0	0	1,667,000	

<b>School Total</b>		4,474,582	8,199,418	0	0	12,674,000	
---------------------	--	-----------	-----------	---	---	------------	--

# Mirror Lake Elementary School

## Adopted District Educational Facilities Plan

Project	Original Program Year	Program Years 1-5	Program Year 6 (FY20)	Program Year 7 (FY21)	Program Year 8 (FY22)	Total	Scope
There are no active DEFP projects for this location.						0	

### SMART Program

Project	Original Program Year	Program Years 1-5	Program Year 6 (FY20)	Program Year 7 (FY21)	Program Year 8 (FY22)	Total	Scope
Safety & Security	Yr3	225,000				225,000	Fire Sprinklers
Renovation	Yr3	963,000				963,000	Building Envelope Improvements (Roof, Window, Ext Wall, etc.)
Renovation	Yr3	357,000				357,000	HVAC Improvements
Renovation	Yr3	175,000				175,000	Media Center improvements
Renovation	Yr6		2,113,400			2,113,400	Additional funding for approved scope
SMART Program Sub-Total		1,720,000	2,113,400	0	0	3,833,400	

### Completed

Project	Original Program Year	Program Years 1-5	Program Year 6 (FY20)	Program Year 7 (FY21)	Program Year 8 (FY22)	Total	Scope
SMART	Yr3	50,000				50,000	Music Equipment Replacement
SMART	Yr3	15,000				15,000	CAT 6 Data port Upgrade
SMART	Yr3	100,000				100,000	School Choice Enhancement
SMART	Yr3	70,000				70,000	Wireless Network Upgrade
SMART	Yr3	60,000				60,000	Additional computers to close computer gap
Completed Sub-Total		295,000	0	0	0	295,000	
School Total		2,015,000	2,113,400	0	0	4,128,400	

# Monarch High School

## Adopted District Educational Facilities Plan

Project	Original Program Year	Program Years 1-5	Program Year 6 (FY20)	Program Year 7 (FY21)	Program Year 8 (FY22)	Total	Scope
There are no active DEFP projects for this location.						0	

### SMART Program

Project	Original Program Year	Program Years 1-5	Program Year 6 (FY20)	Program Year 7 (FY21)	Program Year 8 (FY22)	Total	Scope
Renovation	Yr5	469,815			1,329,185	1,799,000	Building Envelope Improvements (Roof, Window, Ext Wall, etc.)
Renovation	Yr5	110,990			314,010	425,000	HVAC Improvements
Renovation	Yr5	100,000				100,000	School Choice Enhancement
SMART Program Sub-Total		680,805	0	0	1,643,195	2,324,000	

### Completed

Project	Original Program Year	Program Years 1-5	Program Year 6 (FY20)	Program Year 7 (FY21)	Program Year 8 (FY22)	Total	Scope
SMART	Yr1	300,000				300,000	Music Equipment Replacement
SMART	Yr3	335,000				335,000	Track Resurfacing
SMART	Yr4	121,000				121,000	Weight Room Renovation
SMART	Yr2	14,000				14,000	CAT 6 Data port Upgrade
SMART	Yr2	596,000				596,000	Additional computers to close computer gap
SMART	Yr2	304,000				304,000	Technology Infrastructure (Servers, Racks, etc.) Upgrade
Completed Sub-Total		1,670,000	0	0	0	1,670,000	

School Total	2,350,805	0	0	1,643,195	3,994,000	
--------------	-----------	---	---	-----------	-----------	--

## Morrow Elementary School

### Adopted District Educational Facilities Plan

Project	Original Program Year	Program Years 1-5	Program Year 6 (FY20)	Program Year 7 (FY21)	Program Year 8 (FY22)	Total	Scope
ADA	Yr1	81,975				81,975	ADA Stage Lift
DEFP Program Sub-Total		81,975	0	0	0	81,975	

### SMART Program

Project	Original Program Year	Program Years 1-5	Program Year 6 (FY20)	Program Year 7 (FY21)	Program Year 8 (FY22)	Total	Scope
Safety & Security	Yr1	1,564,648				1,564,648	Fire Sprinkler Protection and Fire Alarm
Renovation	Yr4	207,000				207,000	Media Center improvements
Renovation	Yr1	100,000				100,000	School Choice Enhancement
Renovation	Yr3	322,000				322,000	Electrical Improvements
Renovation	Yr3	211,000				211,000	HVAC Improvements
Renovation	Yr5	-469,040				-469,040	Funding reduced for construction bid award. Savings returned to the SMART Program Reserve.
SMART Program Sub-Total		1,935,608	0	0	0	1,935,608	

### Completed

Project	Original Program Year	Program Years 1-5	Program Year 6 (FY20)	Program Year 7 (FY21)	Program Year 8 (FY22)	Total	Scope
SMART	Yr2	50,000				50,000	Music Equipment Replacement
SMART	Yr3	77,000				77,000	Wireless Network Upgrade
SMART	Yr3	13,000				13,000	CAT 6 Data port Upgrade
SMART	Yr3	71,000				71,000	Additional computers to close computer gap
Completed Sub-Total		211,000	0	0	0	211,000	

School Total		2,228,583	0	0	0	2,228,583	
--------------	--	-----------	---	---	---	-----------	--

## New Renaissance Middle School

### Adopted District Educational Facilities Plan

Project	Original Program Year	Program Years 1-5	Program Year 6 (FY20)	Program Year 7 (FY21)	Program Year 8 (FY22)	Total	Scope
There are no active DEFP projects for this location.						0	

### SMART Program

Project	Original Program Year	Program Years 1-5	Program Year 6 (FY20)	Program Year 7 (FY21)	Program Year 8 (FY22)	Total	Scope
Renovation	Yr5	845,618			2,430,382	3,276,000	Building Envelope Improvements (Roof, Window, Ext Wall, etc.)
Renovation	Yr5	100,000				100,000	School Choice Enhancement
Renovation	Yr5	71,759			206,241	278,000	HVAC Improvements
SMART Program Sub-Total		1,017,377	0	0	2,636,623	3,654,000	

### Completed

Project	Original Program Year	Program Years 1-5	Program Year 6 (FY20)	Program Year 7 (FY21)	Program Year 8 (FY22)	Total	Scope
SMART	Yr3	100,000				100,000	Music Equipment Replacement
SMART	Yr3	21,000				21,000	CAT 6 Data port Upgrade
SMART	Yr3	116,000				116,000	Wireless Network Upgrade
SMART	Yr3	155,000				155,000	Additional computers to close computer gap
Completed Sub-Total		392,000	0	0	0	392,000	

School Total		1,409,377	0	0	2,636,623	4,046,000	
--------------	--	-----------	---	---	-----------	-----------	--

# New River Middle School

## Adopted District Educational Facilities Plan

Project	Original Program Year	Program Years 1-5	Program Year 6 (FY20)	Program Year 7 (FY21)	Program Year 8 (FY22)	Total	Scope
There are no active DEFP projects for this location.						0	

### SMART Program

Project	Original Program Year	Program Years 1-5	Program Year 6 (FY20)	Program Year 7 (FY21)	Program Year 8 (FY22)	Total	Scope
Renovation	Yr1	294,133	810,867			1,105,000	Building Envelope Improvements (Roof, Window, Ext Wall, etc.)
Renovation	Yr1	302,650	834,350			1,137,000	HVAC Improvements
Renovation	Yr6		2,082,600			2,082,600	Additional funding for approved scope
SMART Program Sub-Total		596,783	3,727,817	0	0	4,324,600	

### Completed

Project	Original Program Year	Program Years 1-5	Program Year 6 (FY20)	Program Year 7 (FY21)	Program Year 8 (FY22)	Total	Scope
SMART	Yr2	100,000				100,000	Music Equipment Replacement
SMART	Yr1	100,000				100,000	School Choice Enhancement
SMART	Yr3	18,000				18,000	CAT 6 Data port Upgrade
SMART	Yr3	50,000				50,000	Wireless Network Upgrade
SMART	Yr3	244,000				244,000	Additional computers to close computer gap
Completed Sub-Total		512,000	0	0	0	512,000	

School Total	1,108,783	3,727,817	0	0	4,836,600	
--------------	-----------	-----------	---	---	-----------	--

# Nob Hill Elementary School

## Adopted District Educational Facilities Plan

Project	Original Program Year	Program Years 1-5	Program Year 6 (FY20)	Program Year 7 (FY21)	Program Year 8 (FY22)	Total	Scope
There are no active DEFP projects for this location.						0	

### SMART Program

Project	Original Program Year	Program Years 1-5	Program Year 6 (FY20)	Program Year 7 (FY21)	Program Year 8 (FY22)	Total	Scope
Safety & Security	Yr4	76,779	217,221			294,000	Fire Alarm
Safety & Security	Yr4	2,612	7,388			10,000	Fire Sprinklers
Renovation	Yr4	95,060	268,940			364,000	HVAC Improvements
Renovation	Yr4	51,708	146,292			198,000	Media Center improvements
Renovation	Yr5	100,000				100,000	School Choice Enhancement
Renovation	Yr4	145,984	413,016			559,000	Building Envelope Improvements (Roof, Window, Ext Wall, etc.)
Renovation	Yr4	113,341	320,659			434,000	Electrical Improvements
SMART Program Sub-Total		585,484	1,373,516	0	0	1,959,000	

### Completed

Project	Original Program Year	Program Years 1-5	Program Year 6 (FY20)	Program Year 7 (FY21)	Program Year 8 (FY22)	Total	Scope
SMART	Yr3	50,000				50,000	Music Equipment Replacement
DEFP	Yr1	91,612				91,612	Remodel restrooms 137A, 137B, 102A, 163D, 205A for American Disability Act (ADA) compliance.
SMART	Yr2	78,000				78,000	Wireless Network Upgrade
SMART	Yr2	13,000				13,000	CAT 6 Data port Upgrade
SMART	Yr2	34,000				34,000	Technology Infrastructure (Servers, Racks, etc.) Upgrade
SMART	Yr2	179,000				179,000	Additional computers to close computer gap
Completed Sub-Total		445,612	0	0	0	445,612	
School Total		1,031,096	1,373,516	0	0	2,404,612	

# Norcrest Elementary School

## Adopted District Educational Facilities Plan

Project	Original Program Year	Program Years 1-5	Program Year 6 (FY20)	Program Year 7 (FY21)	Program Year 8 (FY22)	Total	Scope
There are no active DEFP projects for this location.						0	

### SMART Program

Project	Original Program Year	Program Years 1-5	Program Year 6 (FY20)	Program Year 7 (FY21)	Program Year 8 (FY22)	Total	Scope
Renovation	Yr3	129,532	366,468			496,000	Building Envelope Improvements (Roof, Window, Ext Wall, etc.)
Renovation	Yr3	344,723	975,277			1,320,000	HVAC Improvements
Renovation	Yr3	76,779	217,221			294,000	Media Center improvements
Renovation	Yr6		1,072,500			1,072,500	Additional funding for approved scope
SMART Program Sub-Total		551,034	2,631,466	0	0	3,182,500	

### Completed

Project	Original Program Year	Program Years 1-5	Program Year 6 (FY20)	Program Year 7 (FY21)	Program Year 8 (FY22)	Total	Scope
SMART	Yr1	50,000				50,000	Music Equipment Replacement
SMART	Yr1	91,000				91,000	Wireless Network Upgrade
SMART	Yr1	13,000				13,000	CAT 6 Data port Upgrade
SMART	Yr1	100,000				100,000	School Choice Enhancement
SMART	Yr1	217,000				217,000	Additional computers to close computer gap
SMART	Yr1	114,000				114,000	Technology Infrastructure (Servers, Racks, etc.) Upgrade
Completed Sub-Total		585,000	0	0	0	585,000	

School Total		1,136,034	2,631,466	0	0	3,767,500	
--------------	--	-----------	-----------	---	---	-----------	--



# North Andrews Gardens Elementary School

## Adopted District Educational Facilities Plan

Project	Original Program Year	Program Years 1-5	Program Year 6 (FY20)	Program Year 7 (FY21)	Program Year 8 (FY22)	Total	Scope
There are no active DEFP projects for this location.						0	

### SMART Program

Project	Original Program Year	Program Years 1-5	Program Year 6 (FY20)	Program Year 7 (FY21)	Program Year 8 (FY22)	Total	Scope
Safety & Security	Yr1	4,701		13,299		18,000	Fire Sprinklers
Renovation	Yr5	100,000				100,000	School Choice Enhancement
Renovation	Yr4	329,836		933,164		1,263,000	Building Envelope Improvements (Roof, Window, Ext Wall, etc.)
Renovation	Yr4	260,369		736,631		997,000	HVAC Improvements
SMART Program Sub-Total		694,906	0	1,683,094	0	2,378,000	

### Completed

Project	Original Program Year	Program Years 1-5	Program Year 6 (FY20)	Program Year 7 (FY21)	Program Year 8 (FY22)	Total	Scope
SMART	Yr3	50,000				50,000	Music Equipment Replacement
SMART	Yr2	78,000				78,000	Wireless Network Upgrade
SMART	Yr2	20,000				20,000	CAT 6 Data port Upgrade
SMART	Yr2	221,000				221,000	Additional computers to close computer gap
Completed Sub-Total		369,000	0	0	0	369,000	

School Total		1,063,906	0	1,683,094	0	2,747,000	
--------------	--	-----------	---	-----------	---	-----------	--

# North Fork Elementary School

## Adopted District Educational Facilities Plan

Project	Original Program Year	Program Years 1-5	Program Year 6 (FY20)	Program Year 7 (FY21)	Program Year 8 (FY22)	Total	Scope
Sanitary Sewer - Building #10	Yr1	250,000				250,000	Provide sanitary sewer for Building #10 - Physical Education shelter. Construction of Building #10 is lacking sanitary sewer connections.
DEFP Program Sub-Total		250,000	0	0	0	250,000	

## SMART Program

Project	Original Program Year	Program Years 1-5	Program Year 6 (FY20)	Program Year 7 (FY21)	Program Year 8 (FY22)	Total	Scope
Safety & Security	Yr1	324,000				324,000	Fire Sprinklers
Renovation	Yr1	942,000				942,000	Building Envelope Improvements (Roof, Window, Ext Wall, etc.)
Renovation	Yr1	667,000				667,000	HVAC Improvements
Renovation	Yr1	100,000				100,000	School Choice Enhancement
SMART Program Sub-Total		2,033,000	0	0	0	2,033,000	

## Completed

Project	Original Program Year	Program Years 1-5	Program Year 6 (FY20)	Program Year 7 (FY21)	Program Year 8 (FY22)	Total	Scope
SMART	Yr1	62,480				62,480	Remodel Reception area including millwork, addition of one new door and relocation of electrical fixtures and exit signs.
SMART	Yr1	50,000				50,000	Music Equipment Replacement
SMART	Yr3	24,000				24,000	CAT 6 Data port Upgrade
SMART	Yr3	31,000				31,000	Wireless Network Upgrade
Completed Sub-Total		167,480	0	0	0	167,480	

School Total		2,450,480	0	0	0	2,450,480	
--------------	--	-----------	---	---	---	-----------	--

# North Lauderdale Elementary School

## Adopted District Educational Facilities Plan

Project	Original Program Year	Program Years 1-5	Program Year 6 (FY20)	Program Year 7 (FY21)	Program Year 8 (FY22)	Total	Scope
There are no active DEFP projects for this location.						0	

### SMART Program

Project	Original Program Year	Program Years 1-5	Program Year 6 (FY20)	Program Year 7 (FY21)	Program Year 8 (FY22)	Total	Scope
Safety & Security	Yr1	294,000				294,000	Fire Alarm
Safety & Security	Yr2	795,000				795,000	Fire Sprinklers
Renovation	Yr1	120,000				120,000	HVAC Improvements
Renovation	Yr4	149,000				149,000	Media Center improvements
Renovation	Yr3	78,000				78,000	Building Envelope Improvements (Roof, Window, Ext Wall, etc.)
Renovation	Yr1	100,000				100,000	School Choice Enhancement
Renovation	Yr6		1,093,350			1,093,350	Additional funding for approved scope
SMART Program Sub-Total		1,536,000	1,093,350	0	0	2,629,350	

### Completed

Project	Original Program Year	Program Years 1-5	Program Year 6 (FY20)	Program Year 7 (FY21)	Program Year 8 (FY22)	Total	Scope
SMART	Yr2	50,000				50,000	Music Equipment Replacement
SMART	Yr3	12,000				12,000	CAT 6 Data port Upgrade
SMART	Yr3	85,000				85,000	Wireless Network Upgrade
SMART	Yr3	91,000				91,000	Additional computers to close computer gap
SMART	Yr3	66,000				66,000	Technology Infrastructure (Servers, Racks, etc.) Upgrade
Completed Sub-Total		304,000	0	0	0	304,000	

School Total		1,840,000	1,093,350	0	0	2,933,350	
--------------	--	-----------	-----------	---	---	-----------	--

## North Side Elementary School

### Adopted District Educational Facilities Plan

Project	Original Program Year	Program Years 1-5	Program Year 6 (FY20)	Program Year 7 (FY21)	Program Year 8 (FY22)	Total	Scope
There are no active DEFP projects for this location.						0	

### SMART Program

Project	Original Program Year	Program Years 1-5	Program Year 6 (FY20)	Program Year 7 (FY21)	Program Year 8 (FY22)	Total	Scope
Renovation	Yr3	948,000				948,000	Building Envelope Improvements (Roof, Window, Ext Wall, etc.)
Renovation	Yr3	748,000				748,000	HVAC Improvements
Renovation	Yr5	1,769,430				1,769,430	Additional funding for approved scope
SMART Program Sub-Total		3,465,430	0	0	0	3,465,430	

### Completed

Project	Original Program Year	Program Years 1-5	Program Year 6 (FY20)	Program Year 7 (FY21)	Program Year 8 (FY22)	Total	Scope
SMART	Yr1	50,000				50,000	Music Equipment Replacement
SMART	Yr3	5,000				5,000	CAT 6 Data port Upgrade
SMART	Yr3	100,000				100,000	School Choice Enhancement
SMART	Yr3	24,000				24,000	Wireless Network Upgrade
SMART	Yr3	81,000				81,000	Additional computers to close computer gap
Completed Sub-Total		260,000	0	0	0	260,000	

School Total		3,725,430	0	0	0	3,725,430	
--------------	--	-----------	---	---	---	-----------	--

# Northeast High School

## Adopted District Educational Facilities Plan

Project	Original Program Year	Program Years 1-5	Program Year 6 (FY20)	Program Year 7 (FY21)	Program Year 8 (FY22)	Total	Scope
There are no active DEFP projects for this location.						0	

### SMART Program

Project	Original Program Year	Program Years 1-5	Program Year 6 (FY20)	Program Year 7 (FY21)	Program Year 8 (FY22)	Total	Scope
Safety & Security	Yr1	175,283	831,717			1,007,000	Fire Alarm
Safety & Security	Yr1	247,345	1,173,655			1,421,000	Fire Sprinklers
Safety & Security	Yr1	14,447	68,553			83,000	Safety / Security Upgrade
Athletics	Yr1		121,000			121,000	Weight Room Renovation
Renovation	Yr1	49,435	234,565			284,000	ADA renovations related to educational adequacy
Renovation	Yr1	593,211	2,814,789			3,408,000	Re-Roofing.
Renovation	Yr1	64,056	303,944			368,000	Electrical Improvements
Renovation	Yr1	798,607	3,789,393			4,588,000	HVAC Improvements
Renovation	Yr1	100,000				100,000	School Choice Enhancement
Renovation	Yr1	474,671	2,252,329			2,727,000	STEM Lab improvements
Renovation	Yr5	1,156,000	16,684,962			17,840,962	Demolition of buildings, renovation of buildings and new 24-classroom addition
Renovation	Yr6		10,706,440			10,706,440	Additional funding for approved scope
SMART Program Sub-Total		3,673,055	38,981,347	0	0	42,654,402	

### Completed

Project	Original Program Year	Program Years 1-5	Program Year 6 (FY20)	Program Year 7 (FY21)	Program Year 8 (FY22)	Total	Scope
SMART	Yr3	300,000				300,000	Music Equipment Replacement
SMART	Yr1	45,000				45,000	CAT 6 Data port Upgrade
SMART	Yr1	74,000				74,000	Wireless Network Upgrade
SMART	Yr1	419,000				419,000	Additional computers to close computer gap
SMART	Yr1	326,000				326,000	Technology Infrastructure (Servers, Racks, etc.) Upgrade
Completed Sub-Total		1,164,000	0	0	0	1,164,000	

# Northeast High School

School Total	4,837,055	38,981,347	0	0	43,818,402
--------------	-----------	------------	---	---	------------

# Nova Blanche Forman Elementary School

## Adopted District Educational Facilities Plan

Project	Original Program Year	Program Years 1-5	Program Year 6 (FY20)	Program Year 7 (FY21)	Program Year 8 (FY22)	Total	Scope
There are no active DEFP projects for this location.						0	

### SMART Program

Project	Original Program Year	Program Years 1-5	Program Year 6 (FY20)	Program Year 7 (FY21)	Program Year 8 (FY22)	Total	Scope
Renovation	Yr4	182,071	495,929			678,000	Building Envelope Improvements (Roof, Window, Ext Wall, etc.)
Renovation	Yr4	287,340	782,660			1,070,000	HVAC Improvements
Renovation	Yr5	100,000				100,000	School Choice Enhancement
SMART Program Sub-Total		569,411	1,278,589	0	0	1,848,000	

### Completed

Project	Original Program Year	Program Years 1-5	Program Year 6 (FY20)	Program Year 7 (FY21)	Program Year 8 (FY22)	Total	Scope
SMART	Yr2	50,000				50,000	Music Equipment Replacement
SMART	Yr2	32,000				32,000	Wireless Network Upgrade
SMART	Yr2	19,000				19,000	CAT 6 Data port Upgrade
SMART	Yr2	60,000				60,000	Technology Infrastructure (Servers, Racks, etc.) Upgrade
SMART	Yr2	171,000				171,000	Additional computers to close computer gap
Completed Sub-Total		332,000	0	0	0	332,000	

School Total		901,411	1,278,589	0	0	2,180,000	
--------------	--	---------	-----------	---	---	-----------	--

# Nova Dwight D Eisenhower Elementary School

## Adopted District Educational Facilities Plan

Project	Original Program Year	Program Years 1-5	Program Year 6 (FY20)	Program Year 7 (FY21)	Program Year 8 (FY22)	Total	Scope
There are no active DEFP projects for this location.						0	

### SMART Program

Project	Original Program Year	Program Years 1-5	Program Year 6 (FY20)	Program Year 7 (FY21)	Program Year 8 (FY22)	Total	Scope
Safety & Security	Yr4	80,268	213,732			294,000	Fire Alarm
Renovation	Yr4	27,030	71,970			99,000	Building Envelope Improvements (Roof, Window, Ext Wall, etc.)
Renovation	Yr4	94,738	252,262			347,000	Electrical Improvements
Renovation	Yr4	79,449	211,551			291,000	Media Center improvements
Renovation	Yr5	100,000				100,000	School Choice Enhancement
SMART Program Sub-Total		381,485	749,515	0	0	1,131,000	

### Completed

Project	Original Program Year	Program Years 1-5	Program Year 6 (FY20)	Program Year 7 (FY21)	Program Year 8 (FY22)	Total	Scope
SMART	Yr2	50,000				50,000	Music Equipment Replacement
SMART	Yr3	15,000				15,000	CAT 6 Data port Upgrade
SMART	Yr3	73,000				73,000	Wireless Network Upgrade
SMART	Yr3	48,000				48,000	Additional computers to close computer gap
SMART	Yr3	8,000				8,000	Technology Infrastructure (Servers, Racks, etc.) Upgrade
Completed Sub-Total		194,000	0	0	0	194,000	

School Total		575,485	749,515	0	0	1,325,000	
--------------	--	---------	---------	---	---	-----------	--



# Nova High School

## Adopted District Educational Facilities Plan

Project	Original Program Year	Program Years 1-5	Program Year 6 (FY20)	Program Year 7 (FY21)	Program Year 8 (FY22)	Total	Scope
There are no active DEFP projects for this location.						0	

## SMART Program

Project	Original Program Year	Program Years 1-5	Program Year 6 (FY20)	Program Year 7 (FY21)	Program Year 8 (FY22)	Total	Scope
Safety & Security	Yr2	1,961,269				1,961,269	Fire Alarm & Fire Sprinklers (\$702,269 shifted from Nova MS)
Safety & Security	Yr2	570,000				570,000	Safety / Security Upgrade
Music & Art	Yr2	713,000				713,000	Music Room Renovation
Music & Art	Yr3	110,000				110,000	Art Room Renovation and Equipment
Renovation	Yr2	8,493,000				8,493,000	HVAC Improvements
Renovation	Yr2	2,642,000				2,642,000	Electrical Improvements
Renovation	Yr2	543,000				543,000	Media Center improvements
Renovation	Yr2	1,689,000				1,689,000	STEM Lab improvements
Renovation	Yr2	3,544,000				3,544,000	Building Envelope Improvements (Roof, Window, Ext Wall, etc.)
Renovation	Yr5	11,291,476				11,291,476	Additional funding for approved scope
SMART Program Sub-Total		31,556,745	0	0	0	31,556,745	

## Completed

Project	Original Program Year	Program Years 1-5	Program Year 6 (FY20)	Program Year 7 (FY21)	Program Year 8 (FY22)	Total	Scope
SMART	Yr2	300,000				300,000	Music Equipment Replacement
SMART	Yr2	121,000				121,000	Weight Room Renovation
SMART	Yr1	33,000				33,000	CAT 6 Data port Upgrade
SMART	Yr2	100,000				100,000	School Choice Enhancement
SMART	Yr1	58,000				58,000	Wireless Network Upgrade
SMART	Yr1	501,000				501,000	Additional computers to close computer gap
SMART	Yr1	270,000				270,000	Technology Infrastructure (Servers, Racks, etc.) Upgrade
Completed Sub-Total		1,383,000	0	0	0	1,383,000	

# Nova High School

School Total	32,939,745	0	0	0	32,939,745
--------------	------------	---	---	---	------------

# Nova Middle School

## Adopted District Educational Facilities Plan

Project	Original Program Year	Program Years 1-5	Program Year 6 (FY20)	Program Year 7 (FY21)	Program Year 8 (FY22)	Total	Scope
There are no active DEFP projects for this location.						0	

### SMART Program

Project	Original Program Year	Program Years 1-5	Program Year 6 (FY20)	Program Year 7 (FY21)	Program Year 8 (FY22)	Total	Scope
Safety & Security	Yr3	200,731				200,731	Fire Sprinklers (\$702,269 shifted to Nova HS)
Music & Art	Yr3	23,755	61,245			85,000	Art Room Renovation and Equipment
Music & Art	Yr3	79,367	204,633			284,000	Conversion of Existing Space to Music and/or Art Lab(s)
Renovation	Yr3	415,561	1,071,439			1,487,000	Building Envelope Improvements (Roof, Window, Ext Wall, etc.)
Renovation	Yr3	208,479	537,521			746,000	HVAC Improvements
Renovation	Yr6		4,037,300			4,037,300	Additional funding for approved scope
SMART Program Sub-Total		927,893	5,912,138	0	0	6,840,031	

### Completed

Project	Original Program Year	Program Years 1-5	Program Year 6 (FY20)	Program Year 7 (FY21)	Program Year 8 (FY22)	Total	Scope
SMART	Yr3	100,000				100,000	Music Equipment Replacement
SMART	Yr1	48,000				48,000	Wireless Network Upgrade
SMART	Yr1	3,000				3,000	CAT 6 Data port Upgrade
SMART	Yr3	100,000				100,000	School Choice Enhancement
SMART	Yr1	62,000				62,000	Additional computers to close computer gap
SMART	Yr1	200,000				200,000	Technology Infrastructure (Servers, Racks, etc.) Upgrade
Completed Sub-Total		513,000	0	0	0	513,000	

School Total		1,440,893	5,912,138	0	0	7,353,031	
--------------	--	-----------	-----------	---	---	-----------	--

# Oakland Park Elementary School

## Adopted District Educational Facilities Plan

Project	Original Program Year	Program Years 1-5	Program Year 6 (FY20)	Program Year 7 (FY21)	Program Year 8 (FY22)	Total	Scope
There are no active DEFP projects for this location.						0	

### SMART Program

Project	Original Program Year	Program Years 1-5	Program Year 6 (FY20)	Program Year 7 (FY21)	Program Year 8 (FY22)	Total	Scope
Safety & Security	Yr3	16,890	33,110			50,000	Fire Alarm
Renovation	Yr3	285,441	559,559			845,000	Electrical Improvements
Renovation	Yr3	402,320	788,680			1,191,000	HVAC Improvements
Renovation	Yr3	100,000				100,000	School Choice Enhancement
Renovation	Yr3	329,355	645,645			975,000	Building Envelope Improvements (Roof, Window, Ext Wall, etc.)
Renovation	Yr6		2,701,330			2,701,330	Additional funding for approved scope
SMART Program Sub-Total		1,134,006	4,728,324	0	0	5,862,330	

### Completed

Project	Original Program Year	Program Years 1-5	Program Year 6 (FY20)	Program Year 7 (FY21)	Program Year 8 (FY22)	Total	Scope
SMART	Yr3	50,000				50,000	Music Equipment Replacement
SMART	Yr2	72,000				72,000	Wireless Network Upgrade
SMART	Yr2	5,000				5,000	CAT 6 Data port Upgrade
SMART	Yr2	148,000				148,000	Additional computers to close computer gap
SMART	Yr2	43,000				43,000	Technology Infrastructure (Servers, Racks, etc.) Upgrade
Completed Sub-Total		318,000	0	0	0	318,000	

School Total	1,452,006	4,728,324	0	0	0	6,180,330	
--------------	-----------	-----------	---	---	---	-----------	--

# Oakridge Elementary School

## Adopted District Educational Facilities Plan

Project	Original Program Year	Program Years 1-5	Program Year 6 (FY20)	Program Year 7 (FY21)	Program Year 8 (FY22)	Total	Scope
There are no active DEFP projects for this location.						0	

### SMART Program

Project	Original Program Year	Program Years 1-5	Program Year 6 (FY20)	Program Year 7 (FY21)	Program Year 8 (FY22)	Total	Scope
Safety & Security	Yr1	252,000				252,000	Fire Alarm
Renovation	Yr1	1,214,000				1,214,000	Building Envelope Improvements (Roof, Window, Ext Wall, etc.)
Renovation	Yr1	1,026,000				1,026,000	HVAC Improvements
Renovation	Yr1	168,000				168,000	Media Center improvements
Renovation	Yr1	946,000				946,000	Replacement of building 2
Renovation	Yr5	1,473,860				1,473,860	Additional funding for approved scope
SMART Program Sub-Total		5,079,860	0	0	0	5,079,860	

### Completed

Project	Original Program Year	Program Years 1-5	Program Year 6 (FY20)	Program Year 7 (FY21)	Program Year 8 (FY22)	Total	Scope
SMART	Yr3	50,000				50,000	Music Equipment Replacement
SMART	Yr2	8,000				8,000	CAT 6 Data port Upgrade
SMART	Yr1	100,000				100,000	School Choice Enhancement
SMART	Yr2	67,000				67,000	Wireless Network Upgrade
SMART	Yr2	154,000				154,000	Additional computers to close computer gap
SMART	Yr2	13,000				13,000	Technology Infrastructure (Servers, Racks, etc.) Upgrade
Completed Sub-Total		392,000	0	0	0	392,000	

School Total		5,471,860	0	0	0	5,471,860	
--------------	--	-----------	---	---	---	-----------	--

# Olsen Middle School

## Adopted District Educational Facilities Plan

Project	Original Program Year	Program Years 1-5	Program Year 6 (FY20)	Program Year 7 (FY21)	Program Year 8 (FY22)	Total	Scope
There are no active DEFP projects for this location.						0	

### SMART Program

Project	Original Program Year	Program Years 1-5	Program Year 6 (FY20)	Program Year 7 (FY21)	Program Year 8 (FY22)	Total	Scope
Safety & Security	Yr3	56,378	149,622			206,000	Safety / Security Upgrade
Safety & Security	Yr1	5,200	13,800			19,000	Fire Sprinklers
Renovation	Yr3	55,557	147,443			203,000	Media Center improvements
Renovation	Yr3	856,348	2,272,652			3,129,000	Building Envelope Improvements (Roof, Window, Ext Wall, etc.)
Renovation	Yr3	73,346	194,654			268,000	Electrical Improvements
Renovation	Yr3	888,916	2,359,084			3,248,000	HVAC Improvements
SMART Program Sub-Total		1,935,745	5,137,255	0	0	7,073,000	

### Completed

Project	Original Program Year	Program Years 1-5	Program Year 6 (FY20)	Program Year 7 (FY21)	Program Year 8 (FY22)	Total	Scope
DEFP	Yr1	100,000				100,000	Music Equipment Replacement
SMART	Yr3	100,000				100,000	School Choice Enhancement
SMART	Yr3	130,000				130,000	Wireless Network Upgrade
SMART	Yr3	15,000				15,000	CAT 6 Data port Upgrade
SMART	Yr3	54,000				54,000	Technology Infrastructure (Servers, Racks, etc.) Upgrade
SMART	Yr3	125,000				125,000	Additional computers to close computer gap
Completed Sub-Total		524,000	0	0	0	524,000	

School Total	2,459,745	5,137,255	0	0	0	7,597,000	
--------------	-----------	-----------	---	---	---	-----------	--

# Orange Brook Elementary School

## Adopted District Educational Facilities Plan

Project	Original Program Year	Program Years 1-5	Program Year 6 (FY20)	Program Year 7 (FY21)	Program Year 8 (FY22)	Total	Scope
There are no active DEFP projects for this location.						0	

## SMART Program

Project	Original Program Year	Program Years 1-5	Program Year 6 (FY20)	Program Year 7 (FY21)	Program Year 8 (FY22)	Total	Scope
All SMART Program projects are complete.						0	

## Completed

Project	Original Program Year	Program Years 1-5	Program Year 6 (FY20)	Program Year 7 (FY21)	Program Year 8 (FY22)	Total	Scope
SMART	Yr2	50,000				50,000	Music Equipment Replacement
SMART	Yr2	13,000				13,000	CAT 6 Data port Upgrade
SMART	Yr1	100,000				100,000	School Choice Enhancement
SMART	Yr2	34,000				34,000	Wireless Network Upgrade
SMART	Yr2	235,000				235,000	Additional computers to close computer gap
Completed Sub-Total		432,000	0	0	0	432,000	
School Total		432,000	0	0	0	432,000	

# Oriole Elementary School

## Adopted District Educational Facilities Plan

Project	Original Program Year	Program Years 1-5	Program Year 6 (FY20)	Program Year 7 (FY21)	Program Year 8 (FY22)	Total	Scope
ADA	Yr1	745,000				745,000	ADA Restrooms
DEFP Program Sub-Total		745,000	0	0	0	745,000	

## SMART Program

Project	Original Program Year	Program Years 1-5	Program Year 6 (FY20)	Program Year 7 (FY21)	Program Year 8 (FY22)	Total	Scope
Safety & Security	Yr2	9,016	283,984			293,000	Fire Alarm
Safety & Security	Yr2	338	10,662			11,000	Fire Sprinklers
Renovation	Yr3	25,017	787,983			813,000	Building Envelope Improvements (Roof, Window, Ext Wall, etc.)
Renovation	Yr4	32,587	1,026,413			1,059,000	HVAC Improvements
Renovation	Yr4	7,847	247,153			255,000	Media Center improvements
SMART Program Sub-Total		74,805	2,356,195	0	0	2,431,000	

## Completed

Project	Original Program Year	Program Years 1-5	Program Year 6 (FY20)	Program Year 7 (FY21)	Program Year 8 (FY22)	Total	Scope
SMART	Yr3	50,000				50,000	Music Equipment Replacement
SMART	Yr2	31,000				31,000	Wireless Network Upgrade
SMART	Yr2	8,000				8,000	CAT 6 Data port Upgrade
SMART	Yr1	100,000				100,000	School Choice Enhancement
SMART	Yr2	4,000				4,000	Technology Infrastructure (Servers, Racks, etc.) Upgrade
SMART	Yr2	199,000				199,000	Additional computers to close computer gap
Completed Sub-Total		392,000	0	0	0	392,000	

School Total		1,211,805	2,356,195	0	0	3,568,000	
--------------	--	-----------	-----------	---	---	-----------	--



# Palm Cove Elementary School

## Adopted District Educational Facilities Plan

Project	Original Program Year	Program Years 1-5	Program Year 6 (FY20)	Program Year 7 (FY21)	Program Year 8 (FY22)	Total	Scope
There are no active DEFP projects for this location.						0	

## SMART Program

Project	Original Program Year	Program Years 1-5	Program Year 6 (FY20)	Program Year 7 (FY21)	Program Year 8 (FY22)	Total	Scope
Renovation	Yr3	100,000				100,000	School Choice Enhancement
SMART Program Sub-Total		100,000	0	0	0	100,000	

## Completed

Project	Original Program Year	Program Years 1-5	Program Year 6 (FY20)	Program Year 7 (FY21)	Program Year 8 (FY22)	Total	Scope
SMART	Yr3	50,000				50,000	Music Equipment Replacement
SMART	Yr3	640,000				640,000	HVAC Improvements
SMART	Yr3	93,000				93,000	Wireless Network Upgrade
SMART	Yr3	1,572,000				1,572,000	Building Envelope Improvements (Roof, Window, Ext Wall, etc.)
SMART	Yr3	21,000				21,000	CAT 6 Data port Upgrade
SMART	Yr5	1,318,659				1,318,659	Additional funding for approved scope
SMART	Yr3	30,000				30,000	Technology Infrastructure (Servers, Racks, etc.) Upgrade
SMART	Yr3	144,000				144,000	Additional computers to close computer gap
Completed Sub-Total		3,868,659	0	0	0	3,868,659	
School Total		3,968,659	0	0	0	3,968,659	

# Palmview Elementary School

## Adopted District Educational Facilities Plan

Project	Original Program Year	Program Years 1-5	Program Year 6 (FY20)	Program Year 7 (FY21)	Program Year 8 (FY22)	Total	Scope
There are no active DEFP projects for this location.						0	

### SMART Program

Project	Original Program Year	Program Years 1-5	Program Year 6 (FY20)	Program Year 7 (FY21)	Program Year 8 (FY22)	Total	Scope
Safety & Security	Yr4	182,412	357,588			540,000	Fire Sprinklers
Renovation	Yr5	100,000				100,000	School Choice Enhancement
Renovation	Yr4	743,498	1,457,502			2,201,000	HVAC Improvements
Renovation	Yr4	308,749	605,251			914,000	Building Envelope Improvements (Roof, Window, Ext Wall, etc.)
Renovation	Yr4	100,327	196,673			297,000	Media Center improvements
SMART Program Sub-Total		1,434,986	2,617,014	0	0	4,052,000	

### Completed

Project	Original Program Year	Program Years 1-5	Program Year 6 (FY20)	Program Year 7 (FY21)	Program Year 8 (FY22)	Total	Scope
SMART	Yr1	50,000				50,000	Music Equipment Replacement
SMART	Yr2	1,000				1,000	CAT 6 Data port Upgrade
SMART	Yr2	65,000				65,000	Wireless Network Upgrade
SMART	Yr2	9,000				9,000	Technology Infrastructure (Servers, Racks, etc.) Upgrade
SMART	Yr2	202,000				202,000	Additional computers to close computer gap
Completed Sub-Total		327,000	0	0	0	327,000	

School Total		1,761,986	2,617,014	0	0	4,379,000	
--------------	--	-----------	-----------	---	---	-----------	--

# Panther Run Elementary School

## Adopted District Educational Facilities Plan

Project	Original Program Year	Program Years 1-5	Program Year 6 (FY20)	Program Year 7 (FY21)	Program Year 8 (FY22)	Total	Scope
There are no active DEFP projects for this location.						0	

### SMART Program

Project	Original Program Year	Program Years 1-5	Program Year 6 (FY20)	Program Year 7 (FY21)	Program Year 8 (FY22)	Total	Scope
Renovation	Yr5	100,000				100,000	School Choice Enhancement
Renovation	Yr4	53,785	143,215			197,000	HVAC Improvements
Renovation	Yr4	337,728	899,272			1,237,000	Building Envelope Improvements (Roof, Window, Ext Wall, etc.)
Renovation	Yr6		2,128,970			2,128,970	Additional funding for approved scope
SMART Program Sub-Total		491,513	3,171,457	0	0	3,662,970	

### Completed

Project	Original Program Year	Program Years 1-5	Program Year 6 (FY20)	Program Year 7 (FY21)	Program Year 8 (FY22)	Total	Scope
SMART	Yr3	50,000				50,000	Music Equipment Replacement
SMART	Yr2	14,000				14,000	CAT 6 Data port Upgrade
SMART	Yr2	30,000				30,000	Wireless Network Upgrade
SMART	Yr2	148,000				148,000	Additional computers to close computer gap
SMART	Yr2	113,000				113,000	Technology Infrastructure (Servers, Racks, etc.) Upgrade
Completed Sub-Total		355,000	0	0	0	355,000	

School Total		846,513	3,171,457	0	0	4,017,970	
--------------	--	---------	-----------	---	---	-----------	--

# Park Lakes Elementary School

## Adopted District Educational Facilities Plan

Project	Original Program Year	Program Years 1-5	Program Year 6 (FY20)	Program Year 7 (FY21)	Program Year 8 (FY22)	Total	Scope
There are no active DEFP projects for this location.						0	

### SMART Program

Project	Original Program Year	Program Years 1-5	Program Year 6 (FY20)	Program Year 7 (FY21)	Program Year 8 (FY22)	Total	Scope
Safety & Security	Yr2	34,793	68,207			103,000	Fire Sprinklers
Music & Art	Yr4	21,957	43,043			65,000	Art Room Renovation and Equipment
Music & Art	Yr4	114,514	224,486			339,000	Conversion of Existing Space to Music and/or Art Lab(s)
Music & Art	Yr4	45,941	90,059			136,000	Music Room Renovation
Renovation	Yr3	44,252	86,748			131,000	Building Envelope Improvements (Roof, Window, Ext Wall, etc.)
Renovation	Yr1	100,000				100,000	School Choice Enhancement
SMART Program Sub-Total		361,457	512,543	0	0	874,000	

### Completed

Project	Original Program Year	Program Years 1-5	Program Year 6 (FY20)	Program Year 7 (FY21)	Program Year 8 (FY22)	Total	Scope
SMART	Yr3	50,000				50,000	Music Equipment Replacement
SMART	Yr3	110,000				110,000	Wireless Network Upgrade
SMART	Yr3	12,000				12,000	CAT 6 Data port Upgrade
SMART	Yr3	34,000				34,000	Technology Infrastructure (Servers, Racks, etc.) Upgrade
SMART	Yr3	236,000				236,000	Additional computers to close computer gap
Completed Sub-Total		442,000	0	0	0	442,000	

School Total		803,457	512,543	0	0	1,316,000	
--------------	--	---------	---------	---	---	-----------	--

# Park Ridge Elementary School

## Adopted District Educational Facilities Plan

Project	Original Program Year	Program Years 1-5	Program Year 6 (FY20)	Program Year 7 (FY21)	Program Year 8 (FY22)	Total	Scope
There are no active DEFP projects for this location.						0	

### SMART Program

Project	Original Program Year	Program Years 1-5	Program Year 6 (FY20)	Program Year 7 (FY21)	Program Year 8 (FY22)	Total	Scope
Safety & Security	Yr4	76,778	217,222			294,000	Fire Alarm
Renovation	Yr5	100,000				100,000	School Choice Enhancement
Renovation	Yr3	228,770	647,230			876,000	HVAC Improvements
Renovation	Yr4	194,820	551,180			746,000	Building Envelope Improvements (Roof, Window, Ext Wall, etc.)
Renovation	Yr4	69,989	198,011			268,000	Media Center improvements
SMART Program Sub-Total		670,357	1,613,643	0	0	2,284,000	

### Completed

Project	Original Program Year	Program Years 1-5	Program Year 6 (FY20)	Program Year 7 (FY21)	Program Year 8 (FY22)	Total	Scope
SMART	Yr1	50,000				50,000	Music Equipment Replacement
SMART	Yr2	61,000				61,000	Wireless Network Upgrade
SMART	Yr2	6,000				6,000	CAT 6 Data port Upgrade
SMART	Yr2	97,000				97,000	Technology Infrastructure (Servers, Racks, etc.) Upgrade
SMART	Yr2	147,000				147,000	Additional computers to close computer gap
Completed Sub-Total		361,000	0	0	0	361,000	

School Total		1,031,357	1,613,643	0	0	2,645,000	
--------------	--	-----------	-----------	---	---	-----------	--

# Park Springs Elementary School

## Adopted District Educational Facilities Plan

Project	Original Program Year	Program Years 1-5	Program Year 6 (FY20)	Program Year 7 (FY21)	Program Year 8 (FY22)	Total	Scope
There are no active DEFP projects for this location.						0	

### SMART Program

Project	Original Program Year	Program Years 1-5	Program Year 6 (FY20)	Program Year 7 (FY21)	Program Year 8 (FY22)	Total	Scope
Safety & Security	Yr4	349,285		684,715		1,034,000	Fire Sprinklers and Fire Alarm
Music & Art	Yr4	45,941		90,059		136,000	Music Room Renovation
Music & Art	Yr4	57,088		111,912		169,000	Conversion of Existing Space to Music and/or Art Lab(s)
Renovation	Yr5	100,000				100,000	School Choice Enhancement
Renovation	Yr4	419,548		822,452		1,242,000	Building Envelope Improvements (Roof, Window, Ext Wall, etc.)
Renovation	Yr4	824,232		1,615,768		2,440,000	HVAC Improvements
SMART Program Sub-Total		1,796,094	0	3,324,906	0	5,121,000	

### Completed

Project	Original Program Year	Program Years 1-5	Program Year 6 (FY20)	Program Year 7 (FY21)	Program Year 8 (FY22)	Total	Scope
SMART	Yr3	50,000				50,000	Music Equipment Replacement
SMART	Yr2	19,000				19,000	CAT 6 Data port Upgrade
SMART	Yr2	97,000				97,000	Wireless Network Upgrade
SMART	Yr2	258,000				258,000	Additional computers to close computer gap
SMART	Yr2	56,000				56,000	Technology Infrastructure (Servers, Racks, etc.) Upgrade
Completed Sub-Total		480,000	0	0	0	480,000	

School Total		2,276,094	0	3,324,906	0	5,601,000	
--------------	--	-----------	---	-----------	---	-----------	--

## Park Trails Elementary School

### Adopted District Educational Facilities Plan

Project	Original Program Year	Program Years 1-5	Program Year 6 (FY20)	Program Year 7 (FY21)	Program Year 8 (FY22)	Total	Scope
There are no active DEFP projects for this location.						0	

### SMART Program

Project	Original Program Year	Program Years 1-5	Program Year 6 (FY20)	Program Year 7 (FY21)	Program Year 8 (FY22)	Total	Scope
Safety & Security	Yr4	169,913	333,087			503,000	Fire Alarm
Music & Art	Yr4	45,941	90,059			136,000	Music Room Renovation
Music & Art	Yr4	114,514	224,486			339,000	Conversion of Existing Space to Music and/or Art Lab(s)
Music & Art	Yr4	21,957	43,043			65,000	Art Room Renovation and Equipment
Renovation	Yr5	100,000				100,000	School Choice Enhancement
Renovation	Yr4	53,035	103,965			157,000	HVAC Improvements
Renovation	Yr4	376,309	737,691			1,114,000	Building Envelope Improvements (Roof, Window, Ext Wall, etc.)
SMART Program Sub-Total		881,669	1,532,331	0	0	2,414,000	

### Completed

Project	Original Program Year	Program Years 1-5	Program Year 6 (FY20)	Program Year 7 (FY21)	Program Year 8 (FY22)	Total	Scope
SMART	Yr3	50,000				50,000	Music Equipment Replacement
DEFP	Yr1	1,010,867				1,010,867	Provide and install three modular classrooms per the terms of the Second Amendment to the Modular Classroom Interlocal Agreement between the School Board and the City of Parkland.
DEFP	Yr1	50,000				50,000	Removal and replacement of existing split DX unit in room 103F with roof mounted condensing unit. New unit will provide better climate control for this room which houses IT equipment.
SMART	Yr2	15,000				15,000	CAT 6 Data port Upgrade
SMART	Yr2	127,000				127,000	Wireless Network Upgrade
SMART	Yr2	349,000				349,000	Additional computers to close computer gap
SMART	Yr2	23,000				23,000	Technology Infrastructure (Servers, Racks, etc.) Upgrade

# Park Trails Elementary School

## Completed

Project	Original Program Year	Program Years 1-5	Program Year 6 (FY20)	Program Year 7 (FY21)	Program Year 8 (FY22)	Total	Scope
Completed Sub-Total		1,624,867	0	0	0	1,624,867	
School Total		2,506,536	1,532,331	0	0	4,038,867	



# Parkside Elementary School

## Adopted District Educational Facilities Plan

Project	Original Program Year	Program Years 1-5	Program Year 6 (FY20)	Program Year 7 (FY21)	Program Year 8 (FY22)	Total	Scope
There are no active DEFP projects for this location.						0	

### SMART Program

Project	Original Program Year	Program Years 1-5	Program Year 6 (FY20)	Program Year 7 (FY21)	Program Year 8 (FY22)	Total	Scope
Renovation	Yr5	100,000				100,000	School Choice Enhancement
Renovation	Yr4	43,684	116,316			160,000	HVAC Improvements
Renovation	Yr4	187,293	498,707			686,000	Building Envelope Improvements (Roof, Window, Ext Wall, etc.)
SMART Program Sub-Total		330,977	615,023	0	0	946,000	

### Completed

Project	Original Program Year	Program Years 1-5	Program Year 6 (FY20)	Program Year 7 (FY21)	Program Year 8 (FY22)	Total	Scope
SMART	Yr3	50,000				50,000	Music Equipment Replacement
SMART	Yr1	8,000				8,000	CAT 6 Data port Upgrade
SMART	Yr1	32,000				32,000	Wireless Network Upgrade
SMART	Yr1	128,000				128,000	Additional computers to close computer gap
SMART	Yr1	104,000				104,000	Technology Infrastructure (Servers, Racks, etc.) Upgrade
Completed Sub-Total		322,000	0	0	0	322,000	

School Total		652,977	615,023	0	0	1,268,000	
--------------	--	---------	---------	---	---	-----------	--

# Parkway Middle School

## Adopted District Educational Facilities Plan

Project	Original Program Year	Program Years 1-5	Program Year 6 (FY20)	Program Year 7 (FY21)	Program Year 8 (FY22)	Total	Scope
There are no active DEFP projects for this location.						0	

### SMART Program

Project	Original Program Year	Program Years 1-5	Program Year 6 (FY20)	Program Year 7 (FY21)	Program Year 8 (FY22)	Total	Scope
Safety & Security	Yr1	11,845	33,155			45,000	Fire Sprinklers
Renovation	Yr1	460,289	1,288,351			1,748,640	Building Envelope Improvements (Roof, Window, Ext Wall, etc.)
Renovation	Yr1	272,703	763,297			1,036,000	HVAC Improvements
Renovation	Yr1	88,707	248,293			337,000	Media Center improvements
Renovation	Yr1	100,000				100,000	School Choice Enhancement
SMART Program Sub-Total		933,544	2,333,096	0	0	3,266,640	

### Completed

Project	Original Program Year	Program Years 1-5	Program Year 6 (FY20)	Program Year 7 (FY21)	Program Year 8 (FY22)	Total	Scope
DEFP	Yr1	100,000				100,000	Music Equipment Replacement
SMART	Yr1	754,360				754,360	Re-roofing of Bldgs. 22 and 24
SMART	Yr3	30,000				30,000	CAT 6 Data port Upgrade
SMART	Yr3	149,000				149,000	Wireless Network Upgrade
SMART	Yr3	9,000				9,000	Technology Infrastructure (Servers, Racks, etc.) Upgrade
Completed Sub-Total		1,042,360	0	0	0	1,042,360	

School Total	1,975,904	2,333,096	0	0	0	4,309,000	
--------------	-----------	-----------	---	---	---	-----------	--

# Pasadena Lakes Elementary School

## Adopted District Educational Facilities Plan

Project	Original Program Year	Program Years 1-5	Program Year 6 (FY20)	Program Year 7 (FY21)	Program Year 8 (FY22)	Total	Scope
There are no active DEFP projects for this location.						0	

### SMART Program

Project	Original Program Year	Program Years 1-5	Program Year 6 (FY20)	Program Year 7 (FY21)	Program Year 8 (FY22)	Total	Scope
Safety & Security	Yr1	250,648	491,352			742,000	Fire Sprinklers
Renovation	Yr1	109,109	213,891			323,000	Media Center improvements
Renovation	Yr1	445,896	874,104			1,320,000	Building Envelope Improvements (Roof, Window, Ext Wall, etc.)
Renovation	Yr1	553,316	1,084,684			1,638,000	HVAC Improvements
SMART Program Sub-Total		1,358,969	2,664,031	0	0	4,023,000	

### Completed

Project	Original Program Year	Program Years 1-5	Program Year 6 (FY20)	Program Year 7 (FY21)	Program Year 8 (FY22)	Total	Scope
SMART	Yr3	50,000				50,000	Music Equipment Replacement
SMART	Yr1	100,000				100,000	School Choice Enhancement
SMART	Yr3	81,000				81,000	Wireless Network Upgrade
SMART	Yr3	12,000				12,000	CAT 6 Data port Upgrade
SMART	Yr3	17,000				17,000	Technology Infrastructure (Servers, Racks, etc.) Upgrade
SMART	Yr3	59,000				59,000	Additional computers to close computer gap
Completed Sub-Total		319,000	0	0	0	319,000	

School Total		1,677,969	2,664,031	0	0	4,342,000	
--------------	--	-----------	-----------	---	---	-----------	--

# Pembroke Lakes Elementary School

## Adopted District Educational Facilities Plan

Project	Original Program Year	Program Years 1-5	Program Year 6 (FY20)	Program Year 7 (FY21)	Program Year 8 (FY22)	Total	Scope
There are no active DEFP projects for this location.						0	

### SMART Program

Project	Original Program Year	Program Years 1-5	Program Year 6 (FY20)	Program Year 7 (FY21)	Program Year 8 (FY22)	Total	Scope
Safety & Security	Yr3	99,313	194,687			294,000	Fire Alarm
Renovation	Yr3	100,000				100,000	School Choice Enhancement
Renovation	Yr3	344,556	675,444			1,020,000	Building Envelope Improvements (Roof, Window, Ext Wall, etc.)
Renovation	Yr3	325,301	637,699			963,000	HVAC Improvements
Renovation	Yr3	93,571	183,429			277,000	Media Center improvements
SMART Program Sub-Total		962,741	1,691,259	0	0	2,654,000	

### Completed

Project	Original Program Year	Program Years 1-5	Program Year 6 (FY20)	Program Year 7 (FY21)	Program Year 8 (FY22)	Total	Scope
SMART	Yr3	50,000				50,000	Music Equipment Replacement
SMART	Yr1	69,000				69,000	Wireless Network Upgrade
SMART	Yr1	15,000				15,000	CAT 6 Data port Upgrade
SMART	Yr1	51,000				51,000	Technology Infrastructure (Servers, Racks, etc.) Upgrade
SMART	Yr1	90,000				90,000	Additional computers to close computer gap
Completed Sub-Total		275,000	0	0	0	275,000	

School Total		1,237,741	1,691,259	0	0	2,929,000	
--------------	--	-----------	-----------	---	---	-----------	--

# Pembroke Pines Elementary School

## Adopted District Educational Facilities Plan

Project	Original Program Year	Program Years 1-5	Program Year 6 (FY20)	Program Year 7 (FY21)	Program Year 8 (FY22)	Total	Scope
There are no active DEFP projects for this location.						0	

### SMART Program

Project	Original Program Year	Program Years 1-5	Program Year 6 (FY20)	Program Year 7 (FY21)	Program Year 8 (FY22)	Total	Scope
Safety & Security	Yr3	35,272	98,728			134,000	Safety / Security Upgrade
Renovation	Yr3	62,385	174,615			237,000	Electrical Improvements
Renovation	Yr3	577,783	1,617,217			2,195,000	HVAC Improvements
Renovation	Yr3	73,967	207,033			281,000	Media Center improvements
Renovation	Yr3	279,547	782,453			1,062,000	Building Envelope Improvements (Roof, Window, Ext Wall, etc.)
Renovation	Yr6		1,175,000			1,175,000	Additional funding for approved scope
SMART Program Sub-Total		1,028,954	4,055,046	0	0	5,084,000	

### Completed

Project	Original Program Year	Program Years 1-5	Program Year 6 (FY20)	Program Year 7 (FY21)	Program Year 8 (FY22)	Total	Scope
SMART	Yr2	50,000				50,000	Music Equipment Replacement
SMART	Yr3	100,000				100,000	School Choice Enhancement
SMART	Yr2	62,000				62,000	Wireless Network Upgrade
SMART	Yr2	13,000				13,000	CAT 6 Data port Upgrade
SMART	Yr2	109,000				109,000	Additional computers to close computer gap
Completed Sub-Total		334,000	0	0	0	334,000	

School Total		1,362,954	4,055,046	0	0	5,418,000	
--------------	--	-----------	-----------	---	---	-----------	--

# Perry, Annabel C. Elementary School

## Adopted District Educational Facilities Plan

Project	Original Program Year	Program Years 1-5	Program Year 6 (FY20)	Program Year 7 (FY21)	Program Year 8 (FY22)	Total	Scope
There are no active DEFP projects for this location.						0	

### SMART Program

Project	Original Program Year	Program Years 1-5	Program Year 6 (FY20)	Program Year 7 (FY21)	Program Year 8 (FY22)	Total	Scope
Safety & Security	Yr2	293,000				293,000	Fire Alarm
Safety & Security	Yr2	18,000				18,000	Fire Sprinklers
Renovation	Yr3	294,000				294,000	Electrical Improvements
Renovation	Yr1	1,170,000				1,170,000	HVAC Improvements
Renovation	Yr4	323,000				323,000	Media Center improvements
Renovation	Yr3	967,000				967,000	Building Envelope Improvements (Roof, Window, Ext Wall, etc.)
Renovation	Yr4	1,950,037				1,950,037	Additional funding for approved scope
SMART Program Sub-Total		5,015,037	0	0	0	5,015,037	

### Completed

Project	Original Program Year	Program Years 1-5	Program Year 6 (FY20)	Program Year 7 (FY21)	Program Year 8 (FY22)	Total	Scope
SMART	Yr3	50,000				50,000	Music Equipment Replacement
SMART	Yr1	100,000				100,000	School Choice Enhancement
SMART	Yr2	14,000				14,000	CAT 6 Data port Upgrade
SMART	Yr2	93,000				93,000	Wireless Network Upgrade
SMART	Yr2	44,000				44,000	Technology Infrastructure (Servers, Racks, etc.) Upgrade
SMART	Yr2	162,000				162,000	Additional computers to close computer gap
Completed Sub-Total		463,000	0	0	0	463,000	

School Total		5,478,037	0	0	0	5,478,037	
--------------	--	-----------	---	---	---	-----------	--

# Peters Elementary School

## Adopted District Educational Facilities Plan

Project	Original Program Year	Program Years 1-5	Program Year 6 (FY20)	Program Year 7 (FY21)	Program Year 8 (FY22)	Total	Scope
There are no active DEFP projects for this location.						0	

### SMART Program

Project	Original Program Year	Program Years 1-5	Program Year 6 (FY20)	Program Year 7 (FY21)	Program Year 8 (FY22)	Total	Scope
Safety & Security	Yr4	85,126	166,874			252,000	Fire Alarm
Safety & Security	Yr4	153,699	301,301			455,000	Fire Sprinklers
Renovation	Yr4	631,685	1,238,315			1,870,000	Building Envelope Improvements (Roof, Window, Ext Wall, etc.)
Renovation	Yr4	73,978	145,022			219,000	HVAC Improvements
Renovation	Yr4	81,748	160,252			242,000	Media Center improvements
SMART Program Sub-Total		1,026,236	2,011,764	0	0	3,038,000	

### Completed

Project	Original Program Year	Program Years 1-5	Program Year 6 (FY20)	Program Year 7 (FY21)	Program Year 8 (FY22)	Total	Scope
SMART	Yr3	50,000				50,000	Music Equipment Replacement
SMART	Yr2	12,000				12,000	CAT 6 Data port Upgrade
SMART	Yr4	100,000				100,000	School Choice Enhancement
SMART	Yr2	90,000				90,000	Wireless Network Upgrade
SMART	Yr2	154,000				154,000	Additional computers to close computer gap
Completed Sub-Total		406,000	0	0	0	406,000	

School Total	1,432,236	2,011,764	0	0	0	3,444,000	
--------------	-----------	-----------	---	---	---	-----------	--

## Pine Ridge Education Center

### Adopted District Educational Facilities Plan

Project	Original Program Year	Program Years 1-5	Program Year 6 (FY20)	Program Year 7 (FY21)	Program Year 8 (FY22)	Total	Scope
There are no active DEFP projects for this location.						0	

### SMART Program

Project	Original Program Year	Program Years 1-5	Program Year 6 (FY20)	Program Year 7 (FY21)	Program Year 8 (FY22)	Total	Scope
All SMART Program projects are complete.						0	

### Completed

Project	Original Program Year	Program Years 1-5	Program Year 6 (FY20)	Program Year 7 (FY21)	Program Year 8 (FY22)	Total	Scope
SMART	Yr2	50,000				50,000	Music Equipment Replacement
SMART	Yr3	3,000				3,000	CAT 6 Data port Upgrade
SMART	Yr4	74,000				74,000	HVAC Improvements
SMART	Yr1	100,000				100,000	School Choice Enhancement
SMART	Yr3	16,000				16,000	Wireless Network Upgrade
Completed Sub-Total		243,000	0	0	0	243,000	
School Total		243,000	0	0	0	243,000	



# Pines Lakes Elementary School

## Adopted District Educational Facilities Plan

Project	Original Program Year	Program Years 1-5	Program Year 6 (FY20)	Program Year 7 (FY21)	Program Year 8 (FY22)	Total	Scope
Renovation	Yr5	555,000				555,000	Relocation of ESOL Department. Site improvement includes Drainage, Utilities, Paving, Grading, Parking, Site Lighting, and Fencing/Gates.
DEFP Program Sub-Total		555,000	0	0	0	555,000	

## SMART Program

Project	Original Program Year	Program Years 1-5	Program Year 6 (FY20)	Program Year 7 (FY21)	Program Year 8 (FY22)	Total	Scope
Safety & Security	Yr4	536,749	125,251			662,000	Fire Sprinklers
Renovation	Yr4	320,266	74,734			395,000	HVAC Improvements
Renovation	Yr4	218,916	51,084			270,000	Building Envelope Improvements (Roof, Window, Ext Wall, etc.)
Renovation	Yr4	126,485	29,515			156,000	Media Center improvements
Renovation	Yr4	100,000				100,000	School Choice Enhancement
SMART Program Sub-Total		1,302,416	280,584	0	0	1,583,000	

## Completed

Project	Original Program Year	Program Years 1-5	Program Year 6 (FY20)	Program Year 7 (FY21)	Program Year 8 (FY22)	Total	Scope
SMART	Yr3	50,000				50,000	Music Equipment Replacement
SMART	Yr2	10,000				10,000	CAT 6 Data port Upgrade
SMART	Yr2	71,000				71,000	Wireless Network Upgrade
SMART	Yr2	160,000				160,000	Additional computers to close computer gap
Completed Sub-Total		291,000	0	0	0	291,000	

<b>School Total</b>		<b>2,148,416</b>	<b>280,584</b>	<b>0</b>	<b>0</b>	<b>2,429,000</b>	
---------------------	--	------------------	----------------	----------	----------	------------------	--

# Pines Middle School

## Adopted District Educational Facilities Plan

Project	Original Program Year	Program Years 1-5	Program Year 6 (FY20)	Program Year 7 (FY21)	Program Year 8 (FY22)	Total	Scope
There are no active DEFP projects for this location.						0	

### SMART Program

Project	Original Program Year	Program Years 1-5	Program Year 6 (FY20)	Program Year 7 (FY21)	Program Year 8 (FY22)	Total	Scope
Renovation	Yr5	100,000				100,000	School Choice Enhancement
Renovation	Yr4	29,431	75,569			105,000	Building Envelope Improvements (Roof, Window, Ext Wall, etc.)
Renovation	Yr4	81,284	208,716			290,000	HVAC Improvements
SMART Program Sub-Total		210,715	284,285	0	0	495,000	

### Completed

Project	Original Program Year	Program Years 1-5	Program Year 6 (FY20)	Program Year 7 (FY21)	Program Year 8 (FY22)	Total	Scope
SMART	Yr3	100,000				100,000	Music Equipment Replacement
SMART	Yr3	18,000				18,000	CAT 6 Data port Upgrade
SMART	Yr3	244,000				244,000	Additional computers to close computer gap
Completed Sub-Total		362,000	0	0	0	362,000	

School Total		572,715	284,285	0	0	857,000	
--------------	--	---------	---------	---	---	---------	--

# Pinewood Elementary School

## Adopted District Educational Facilities Plan

Project	Original Program Year	Program Years 1-5	Program Year 6 (FY20)	Program Year 7 (FY21)	Program Year 8 (FY22)	Total	Scope
There are no active DEFP projects for this location.						0	

### SMART Program

Project	Original Program Year	Program Years 1-5	Program Year 6 (FY20)	Program Year 7 (FY21)	Program Year 8 (FY22)	Total	Scope
Safety & Security	Yr2	732,000				732,000	Fire Sprinklers
Renovation	Yr2	862,000				862,000	Building Envelope Improvements (Roof, Window, Ext Wall, etc.)
Renovation	Yr3	122,000				122,000	HVAC Improvements
Renovation	Yr3	192,000				192,000	Media Center improvements
Renovation	Yr5	2,398,000				2,398,000	Additional funding for approved scope
SMART Program Sub-Total		4,306,000	0	0	0	4,306,000	

### Completed

Project	Original Program Year	Program Years 1-5	Program Year 6 (FY20)	Program Year 7 (FY21)	Program Year 8 (FY22)	Total	Scope
SMART	Yr2	50,000				50,000	Music Equipment Replacement
SMART	Yr3	14,000				14,000	CAT 6 Data port Upgrade
SMART	Yr1	100,000				100,000	School Choice Enhancement
SMART	Yr3	90,000				90,000	Wireless Network Upgrade
SMART	Yr3	88,000				88,000	Additional computers to close computer gap
SMART	Yr3	8,000				8,000	Technology Infrastructure (Servers, Racks, etc.) Upgrade
Completed Sub-Total		350,000	0	0	0	350,000	

School Total	4,656,000	0	0	0	4,656,000	
--------------	-----------	---	---	---	-----------	--

## Pioneer Middle School

### Adopted District Educational Facilities Plan

Project	Original Program Year	Program Years 1-5	Program Year 6 (FY20)	Program Year 7 (FY21)	Program Year 8 (FY22)	Total	Scope
Life Safety	Yr1	1,550,000				1,550,000	Fire Sprinkler Protection. Upgrade lighting to T8 and Emergency Lighting
Renovation	Yr5	493,500				493,500	Relocation of Off Campus Learning Center (OCLC). Includes site improvements and portable repairs at the new location.
DEFP Program Sub-Total		2,043,500	0	0	0	2,043,500	

### SMART Program

Project	Original Program Year	Program Years 1-5	Program Year 6 (FY20)	Program Year 7 (FY21)	Program Year 8 (FY22)	Total	Scope
Safety & Security	Yr3	86,000				86,000	Safety / Security Upgrade
Renovation	Yr3	4,011,000				4,011,000	HVAC Improvements
Renovation	Yr3	633,000				633,000	Media Center improvements
Renovation	Yr3	2,018,000				2,018,000	Building Envelope Improvements (Roof, Window, Ext Wall, etc.)
Renovation	Yr6		3,467,193			3,467,193	Additional funding for approved scope
SMART Program Sub-Total		6,748,000	3,467,193	0	0	10,215,193	

### Completed

Project	Original Program Year	Program Years 1-5	Program Year 6 (FY20)	Program Year 7 (FY21)	Program Year 8 (FY22)	Total	Scope
SMART	Yr1	100,000				100,000	Music Equipment Replacement
SMART	Yr3	70,000				70,000	Track Resurfacing
SMART	Yr3	100,000				100,000	School Choice Enhancement
SMART	Yr1	19,000				19,000	CAT 6 Data port Upgrade
SMART	Yr1	263,000				263,000	Additional computers to close computer gap
SMART	Yr1	275,000				275,000	Technology Infrastructure (Servers, Racks, etc.) Upgrade
Completed Sub-Total		827,000	0	0	0	827,000	

School Total		9,618,500	3,467,193	0	0	13,085,693	
--------------	--	-----------	-----------	---	---	------------	--

# Piper High School

## Adopted District Educational Facilities Plan

Project	Original Program Year	Program Years 1-5	Program Year 6 (FY20)	Program Year 7 (FY21)	Program Year 8 (FY22)	Total	Scope
There are no active DEFP projects for this location.						0	

### SMART Program

Project	Original Program Year	Program Years 1-5	Program Year 6 (FY20)	Program Year 7 (FY21)	Program Year 8 (FY22)	Total	Scope
Safety & Security	Yr1	53,258	158,742			212,000	Safety / Security Upgrade
Safety & Security	Yr1	124,102	369,898			494,000	Fire Sprinklers
Renovation	Yr1	174,095	518,905			693,000	Media Center improvements
Renovation	Yr1	582,577	1,736,423			2,319,000	STEM Lab improvements
Renovation	Yr1	1,064,162	3,171,838			4,236,000	Building Envelope Improvements (Roof, Window, Ext Wall, etc.)
Renovation	Yr1	66,825	199,175			266,000	Electrical Improvements
Renovation	Yr1	1,547,759	4,613,241			6,161,000	HVAC Improvements
Renovation	Yr6		5,570,400			5,570,400	Additional funding for approved scope
SMART Program Sub-Total		3,612,778	16,338,622	0	0	19,951,400	

### Completed

Project	Original Program Year	Program Years 1-5	Program Year 6 (FY20)	Program Year 7 (FY21)	Program Year 8 (FY22)	Total	Scope
SMART	Yr3	300,000				300,000	Music Equipment Replacement
SMART	Yr1	121,000				121,000	Weight Room Renovation
SMART	Yr1	100,000				100,000	School Choice Enhancement
SMART	Yr1	106,000				106,000	Wireless Network Upgrade
SMART	Yr1	29,000				29,000	CAT 6 Data port Upgrade
SMART	Yr1	488,000				488,000	Technology Infrastructure (Servers, Racks, etc.) Upgrade
SMART	Yr1	460,000				460,000	Additional computers to close computer gap
Completed Sub-Total		1,604,000	0	0	0	1,604,000	

School Total	5,216,778	16,338,622	0	0	0	21,555,400
--------------	-----------	------------	---	---	---	------------

# Plantation Elementary School

## Adopted District Educational Facilities Plan

Project	Original Program Year	Program Years 1-5	Program Year 6 (FY20)	Program Year 7 (FY21)	Program Year 8 (FY22)	Total	Scope
There are no active DEFP projects for this location.						0	

### SMART Program

Project	Original Program Year	Program Years 1-5	Program Year 6 (FY20)	Program Year 7 (FY21)	Program Year 8 (FY22)	Total	Scope
Renovation	Yr5	145,000				145,000	HVAC Improvements
SMART Program Sub-Total		145,000	0	0	0	145,000	

### Completed

Project	Original Program Year	Program Years 1-5	Program Year 6 (FY20)	Program Year 7 (FY21)	Program Year 8 (FY22)	Total	Scope
SMART	Yr3	50,000				50,000	Music Equipment Replacement
SMART	Yr3	12,000				12,000	CAT 6 Data port Upgrade
SMART	Yr1	100,000				100,000	School Choice Enhancement
SMART	Yr3	76,000				76,000	Wireless Network Upgrade
SMART	Yr3	92,000				92,000	Additional computers to close computer gap
SMART	Yr3	8,000				8,000	Technology Infrastructure (Servers, Racks, etc.) Upgrade
Completed Sub-Total		338,000	0	0	0	338,000	
School Total		483,000	0	0	0	483,000	

# Plantation High School

## Adopted District Educational Facilities Plan

Project	Original Program Year	Program Years 1-5	Program Year 6 (FY20)	Program Year 7 (FY21)	Program Year 8 (FY22)	Total	Scope
Canopy	Yr1	324,493				324,493	Construction of a new aluminum canopy in accordance with SBBC design criteria and building codes. Scope of work includes, but is not limited to, all site and underground utilities demolition, site work, underground utilities, concrete, electrical and lighting protection as required for the outdoor dining area.
DEFP Program Sub-Total		324,493	0	0	0	324,493	

## SMART Program

Project	Original Program Year	Program Years 1-5	Program Year 6 (FY20)	Program Year 7 (FY21)	Program Year 8 (FY22)	Total	Scope
Safety & Security	Yr4	541,341	1,436,659			1,978,000	Fire Sprinklers
Safety & Security	Yr4	15,600	41,400			57,000	Safety / Security Upgrade
Music & Art	Yr4	326,228	865,772			1,192,000	Replace Building 2
Renovation	Yr4	745,779	1,979,221			2,725,000	Building Envelope Improvements (Roof, Window, Ext Wall, etc.)
Renovation	Yr4	1,727,474	4,584,526			6,312,000	HVAC Improvements
Renovation	Yr4	211,282	560,718			772,000	Media Center improvements
Renovation	Yr4	523,551	1,389,449			1,913,000	STEM Lab improvements
SMART Program Sub-Total		4,091,255	10,857,745	0	0	14,949,000	

## Completed

Project	Original Program Year	Program Years 1-5	Program Year 6 (FY20)	Program Year 7 (FY21)	Program Year 8 (FY22)	Total	Scope
SMART	Yr3	300,000				300,000	Music Equipment Replacement
SMART	Yr3	300,000				300,000	Track Resurfacing
SMART	Yr4	121,000				121,000	Weight Room Renovation

# Plantation High School

## Completed

Project	Original Program Year	Program Years 1-5	Program Year 6 (FY20)	Program Year 7 (FY21)	Program Year 8 (FY22)	Total	Scope
DEFP	Yr1	40,500				40,500	Replace existing roofing with a new roofing system. Reroofing of existing building #12 including, but not limited to all demolition of roofing materials as required remove existing roofing and correction of any deficiencies required to repair the substrates. Furnish and install SBS modified roofing system.
SMART	Yr2	224,000				224,000	Wireless Network Upgrade
SMART	Yr2	13,000				13,000	CAT 6 Data port Upgrade
SMART	Yr4	100,000				100,000	School Choice Enhancement
SMART	Yr2	503,000				503,000	Additional computers to close computer gap
SMART	Yr2	9,000				9,000	Technology Infrastructure (Servers, Racks, etc.) Upgrade
Completed Sub-Total		1,610,500	0	0	0	1,610,500	
School Total		6,026,248	10,857,745	0	0	16,883,993	



# Plantation Middle School

## Adopted District Educational Facilities Plan

Project	Original Program Year	Program Years 1-5	Program Year 6 (FY20)	Program Year 7 (FY21)	Program Year 8 (FY22)	Total	Scope
There are no active DEFP projects for this location.						0	

### SMART Program

Project	Original Program Year	Program Years 1-5	Program Year 6 (FY20)	Program Year 7 (FY21)	Program Year 8 (FY22)	Total	Scope
Safety & Security	Yr2	585,000				585,000	Fire Sprinklers
Renovation	Yr2	555,000				555,000	Media Center improvements
Renovation	Yr2	1,796,000				1,796,000	Building Envelope Improvements (Roof, Window, Ext Wall, etc.)
Renovation	Yr2	277,000				277,000	Electrical Improvements
Renovation	Yr2	235,000				235,000	HVAC Improvements
Renovation	Yr6		3,188,300			3,188,300	Additional funding for approved scope
SMART Program Sub-Total		3,448,000	3,188,300	0	0	6,636,300	

### Completed

Project	Original Program Year	Program Years 1-5	Program Year 6 (FY20)	Program Year 7 (FY21)	Program Year 8 (FY22)	Total	Scope
SMART	Yr3	100,000				100,000	Music Equipment Replacement
SMART	Yr3	122,000				122,000	Wireless Network Upgrade
SMART	Yr2	100,000				100,000	School Choice Enhancement
SMART	Yr3	16,000				16,000	CAT 6 Data port Upgrade
SMART	Yr3	2,000				2,000	Technology Infrastructure (Servers, Racks, etc.) Upgrade
SMART	Yr3	139,000				139,000	Additional computers to close computer gap
Completed Sub-Total		479,000	0	0	0	479,000	

School Total		3,927,000	3,188,300	0	0	7,115,300	
--------------	--	-----------	-----------	---	---	-----------	--

# Plantation Park Elementary School

## Adopted District Educational Facilities Plan

Project	Original Program Year	Program Years 1-5	Program Year 6 (FY20)	Program Year 7 (FY21)	Program Year 8 (FY22)	Total	Scope
There are no active DEFP projects for this location.						0	

### SMART Program

Project	Original Program Year	Program Years 1-5	Program Year 6 (FY20)	Program Year 7 (FY21)	Program Year 8 (FY22)	Total	Scope
Safety & Security	Yr4	78,952	215,048			294,000	Fire Alarm
Renovation	Yr5	100,000				100,000	School Choice Enhancement
Renovation	Yr4	219,398	597,602			817,000	Building Envelope Improvements (Roof, Window, Ext Wall, etc.)
Renovation	Yr4	192,276	523,724			716,000	HVAC Improvements
Renovation	Yr4	41,892	114,108			156,000	Media Center improvements
SMART Program Sub-Total		632,518	1,450,482	0	0	2,083,000	

### Completed

Project	Original Program Year	Program Years 1-5	Program Year 6 (FY20)	Program Year 7 (FY21)	Program Year 8 (FY22)	Total	Scope
SMART	Yr3	50,000				50,000	Music Equipment Replacement
SMART	Yr3	58,000				58,000	Wireless Network Upgrade
SMART	Yr3	14,000				14,000	CAT 6 Data port Upgrade
SMART	Yr3	47,000				47,000	Technology Infrastructure (Servers, Racks, etc.) Upgrade
SMART	Yr3	90,000				90,000	Additional computers to close computer gap
Completed Sub-Total		259,000	0	0	0	259,000	

School Total		891,518	1,450,482	0	0	2,342,000	
--------------	--	---------	-----------	---	---	-----------	--

# Pompano Beach Elementary School

## Adopted District Educational Facilities Plan

Project	Original Program Year	Program Years 1-5	Program Year 6 (FY20)	Program Year 7 (FY21)	Program Year 8 (FY22)	Total	Scope
There are no active DEFP projects for this location.						0	

### SMART Program

Project	Original Program Year	Program Years 1-5	Program Year 6 (FY20)	Program Year 7 (FY21)	Program Year 8 (FY22)	Total	Scope
Safety & Security	Yr2	251,000				251,000	Fire Alarm
Safety & Security	Yr2	639,000				639,000	Fire Sprinklers
Renovation	Yr2	981,000				981,000	Building Envelope Improvements (Roof, Window, Ext Wall, etc.)
Renovation	Yr2	250,000				250,000	Electrical Improvements
Renovation	Yr2	1,903,000				1,903,000	HVAC Improvements
Renovation	Yr2	1,200,000				1,200,000	Replacement of building 3
Renovation	Yr5	1,390,551				1,390,551	Additional funding for approved scope
SMART Program Sub-Total		6,614,551	0	0	0	6,614,551	

### Completed

Project	Original Program Year	Program Years 1-5	Program Year 6 (FY20)	Program Year 7 (FY21)	Program Year 8 (FY22)	Total	Scope
SMART	Yr1	50,000				50,000	Music Equipment Replacement
SMART	Yr2	60,000				60,000	Wireless Network Upgrade
SMART	Yr2	12,000				12,000	CAT 6 Data port Upgrade
SMART	Yr2	100,000				100,000	School Choice Enhancement
SMART	Yr2	133,000				133,000	Additional computers to close computer gap
Completed Sub-Total		355,000	0	0	0	355,000	

School Total	6,969,551	0	0	0	6,969,551	
--------------	-----------	---	---	---	-----------	--

# Pompano Beach High School

## Adopted District Educational Facilities Plan

Project	Original Program Year	Program Years 1-5	Program Year 6 (FY20)	Program Year 7 (FY21)	Program Year 8 (FY22)	Total	Scope
There are no active DEFP projects for this location.						0	

### SMART Program

Project	Original Program Year	Program Years 1-5	Program Year 6 (FY20)	Program Year 7 (FY21)	Program Year 8 (FY22)	Total	Scope
Safety & Security	Yr4	308,749	605,251			914,000	Fire Sprinklers
Music & Art	Yr4	37,158	72,842			110,000	Art Room Renovation and Equipment
Music & Art	Yr4	113,839	223,161			337,000	Conversion of Existing Space to Music and/or Art Lab(s)
Renovation	Yr5	100,000				100,000	School Choice Enhancement
Renovation	Yr4	275,307	539,693			815,000	HVAC Improvements
Renovation	Yr4	158,090	309,910			468,000	Building Envelope Improvements (Roof, Window, Ext Wall, etc.)
SMART Program Sub-Total		993,143	1,750,857	0	0	2,744,000	

### Completed

Project	Original Program Year	Program Years 1-5	Program Year 6 (FY20)	Program Year 7 (FY21)	Program Year 8 (FY22)	Total	Scope
SMART	Yr1	300,000				300,000	Music Equipment Replacement
SMART	Yr2	300,000				300,000	Track Resurfacing
SMART	Yr4	121,000				121,000	Weight Room Renovation
SMART	Yr1	22,000				22,000	CAT 6 Data port Upgrade
SMART	Yr1	209,000				209,000	Additional computers to close computer gap
SMART	Yr1	255,000				255,000	Technology Infrastructure (Servers, Racks, etc.) Upgrade
Completed Sub-Total		1,207,000	0	0	0	1,207,000	

School Total		2,200,143	1,750,857	0	0	3,951,000
--------------	--	-----------	-----------	---	---	-----------

# Pompano Beach Middle School

## Adopted District Educational Facilities Plan

Project	Original Program Year	Program Years 1-5	Program Year 6 (FY20)	Program Year 7 (FY21)	Program Year 8 (FY22)	Total	Scope
There are no active DEFP projects for this location.						0	

### SMART Program

Project	Original Program Year	Program Years 1-5	Program Year 6 (FY20)	Program Year 7 (FY21)	Program Year 8 (FY22)	Total	Scope
Safety & Security	Yr1	419,000				419,000	Fire Alarm
Safety & Security	Yr1	722,000				722,000	Fire Sprinklers
Renovation	Yr1	758,000				758,000	Building Envelope Improvements (Roof, Window, Ext Wall, etc.)
Renovation	Yr1	2,609,000				2,609,000	HVAC Improvements
Renovation	Yr1	484,000				484,000	Media Center improvements
Renovation	Yr1	797,000				797,000	Replacement of building 5
Renovation	Yr1	2,295,000				2,295,000	Install new SBS Modified roof and accessories to replace roofing existing on Buildings 1, 2, 3, 5 and 8 including canopies (excluding aluminum canopies). Repair/replace roof mounted equipment and strands as required. Remove/replace roof mounted electrical wiring and conduits, chilled water supply, return stands, and piping. Install lighting protection system.
Renovation	Yr5	4,787,180				4,787,180	Additional funding for approved scope
SMART Program Sub-Total		12,871,180	0	0	0	12,871,180	

### Completed

Project	Original Program Year	Program Years 1-5	Program Year 6 (FY20)	Program Year 7 (FY21)	Program Year 8 (FY22)	Total	Scope
SMART	Yr3	100,000				100,000	Music Equipment Replacement
SMART	Yr3	24,000				24,000	CAT 6 Data port Upgrade
SMART	Yr1	100,000				100,000	School Choice Enhancement
SMART	Yr3	99,000				99,000	Wireless Network Upgrade
SMART	Yr3	170,000				170,000	Additional computers to close computer gap

# Pompano Beach Middle School

## Completed

Project	Original Program Year	Program Years 1-5	Program Year 6 (FY20)	Program Year 7 (FY21)	Program Year 8 (FY22)	Total	Scope
Completed Sub-Total		493,000	0	0	0	493,000	
School Total		13,364,180	0	0	0	13,364,180	

# Quiet Waters Elementary School

## Adopted District Educational Facilities Plan

Project	Original Program Year	Program Years 1-5	Program Year 6 (FY20)	Program Year 7 (FY21)	Program Year 8 (FY22)	Total	Scope
There are no active DEFP projects for this location.						0	

### SMART Program

Project	Original Program Year	Program Years 1-5	Program Year 6 (FY20)	Program Year 7 (FY21)	Program Year 8 (FY22)	Total	Scope
Safety & Security	Yr2	737,000				737,000	Fire Sprinklers
Music & Art	Yr2	65,000				65,000	Art Room Renovation and Equipment
Music & Art	Yr2	339,000				339,000	Conversion of Existing Space to Music and/or Art Lab(s)
Music & Art	Yr2	136,000				136,000	Music Room Renovation
Renovation	Yr2	1,228,000				1,228,000	Building Envelope Improvements (Roof, Window, Ext Wall, etc.)
Renovation	Yr2	100,000				100,000	School Choice Enhancement
Renovation	Yr2	2,116,000				2,116,000	HVAC Improvements
Renovation	Yr5	1,576,000				1,576,000	Additional funding for approved scope
SMART Program Sub-Total		6,297,000	0	0	0	6,297,000	

### Completed

Project	Original Program Year	Program Years 1-5	Program Year 6 (FY20)	Program Year 7 (FY21)	Program Year 8 (FY22)	Total	Scope
SMART	Yr2	50,000				50,000	Music Equipment Replacement
SMART	Yr1	15,000				15,000	CAT 6 Data port Upgrade
SMART	Yr1	57,000				57,000	Wireless Network Upgrade
SMART	Yr1	153,000				153,000	Technology Infrastructure (Servers, Racks, etc.) Upgrade
SMART	Yr1	257,000				257,000	Additional computers to close computer gap
Completed Sub-Total		532,000	0	0	0	532,000	

School Total	6,829,000	0	0	0	6,829,000	
--------------	-----------	---	---	---	-----------	--

# Ramblewood Elementary School

## Adopted District Educational Facilities Plan

Project	Original Program Year	Program Years 1-5	Program Year 6 (FY20)	Program Year 7 (FY21)	Program Year 8 (FY22)	Total	Scope
There are no active DEFP projects for this location.						0	

### SMART Program

Project	Original Program Year	Program Years 1-5	Program Year 6 (FY20)	Program Year 7 (FY21)	Program Year 8 (FY22)	Total	Scope
Safety & Security	Yr2	702,000				702,000	Fire Sprinklers
Athletics	Yr2	6,000				6,000	PE/Athletic Improvements
Renovation	Yr2	1,492,000				1,492,000	HVAC Improvements
Renovation	Yr2	170,000				170,000	Media Center improvements
Renovation	Yr2	100,000				100,000	School Choice Enhancement
Renovation	Yr2	490,000				490,000	Building Envelope Improvements (Roof, Window, Ext Wall, etc.)
Renovation	Yr5	1,353,158				1,353,158	Additional funding for approved scope
SMART Program Sub-Total		4,313,158	0	0	0	4,313,158	

### Completed

Project	Original Program Year	Program Years 1-5	Program Year 6 (FY20)	Program Year 7 (FY21)	Program Year 8 (FY22)	Total	Scope
SMART	Yr3	50,000				50,000	Music Equipment Replacement
SMART	Yr2	90,000				90,000	Wireless Network Upgrade
SMART	Yr2	16,000				16,000	CAT 6 Data port Upgrade
SMART	Yr2	17,000				17,000	Technology Infrastructure (Servers, Racks, etc.) Upgrade
SMART	Yr2	179,000				179,000	Additional computers to close computer gap
Completed Sub-Total		352,000	0	0	0	352,000	

School Total		4,665,158	0	0	0	4,665,158	
--------------	--	-----------	---	---	---	-----------	--



# Ramblewood Middle School

## Adopted District Educational Facilities Plan

Project	Original Program Year	Program Years 1-5	Program Year 6 (FY20)	Program Year 7 (FY21)	Program Year 8 (FY22)	Total	Scope
There are no active DEFP projects for this location.						0	

### SMART Program

Project	Original Program Year	Program Years 1-5	Program Year 6 (FY20)	Program Year 7 (FY21)	Program Year 8 (FY22)	Total	Scope
Safety & Security	Yr3	317,715	889,285			1,207,000	Fire Sprinklers
Safety & Security	Yr3	13,161	36,839			50,000	Safety / Security Upgrade
Renovation	Yr3	118,979	333,021			452,000	Electrical Improvements
Renovation	Yr3	58,436	163,564			222,000	HVAC Improvements
Renovation	Yr3	567,781	1,589,219			2,157,000	Building Envelope Improvements (Roof, Window, Ext Wall, etc.)
Renovation	Yr3	120,031	335,969			456,000	Media Center improvements
Renovation	Yr6		2,334,241			2,334,241	Additional funding for approved scope
SMART Program Sub-Total		1,196,103	5,682,138	0	0	6,878,241	

### Completed

Project	Original Program Year	Program Years 1-5	Program Year 6 (FY20)	Program Year 7 (FY21)	Program Year 8 (FY22)	Total	Scope
SMART	Yr3	100,000				100,000	Music Equipment Replacement
SMART	Yr3	10,000				10,000	CAT 6 Data port Upgrade
SMART	Yr3	100,000				100,000	School Choice Enhancement
SMART	Yr3	58,000				58,000	Wireless Network Upgrade
SMART	Yr3	183,000				183,000	Additional computers to close computer gap
SMART	Yr3	170,000				170,000	Technology Infrastructure (Servers, Racks, etc.) Upgrade
Completed Sub-Total		621,000	0	0	0	621,000	

School Total		1,817,103	5,682,138	0	0	7,499,241	
--------------	--	-----------	-----------	---	---	-----------	--

## Rickards, James S. Middle School

### Adopted District Educational Facilities Plan

Project	Original Program Year	Program Years 1-5	Program Year 6 (FY20)	Program Year 7 (FY21)	Program Year 8 (FY22)	Total	Scope
There are no active DEFP projects for this location.						0	

### SMART Program

Project	Original Program Year	Program Years 1-5	Program Year 6 (FY20)	Program Year 7 (FY21)	Program Year 8 (FY22)	Total	Scope
Safety & Security	Yr2	461,000				461,000	Fire Alarm
Safety & Security	Yr2	13,000				13,000	Fire Sprinklers
Safety & Security	Yr2	108,000				108,000	Safety / Security Upgrade
Renovation	Yr2	353,000				353,000	Electrical Improvements
Renovation	Yr2	1,575,000				1,575,000	HVAC Improvements
Renovation	Yr2	441,000				441,000	Media Center improvements
Renovation	Yr2	2,058,000				2,058,000	Building Envelope Improvements (Roof, Window, Ext Wall, etc.)
Renovation	Yr6		5,449,080			5,449,080	Additional funding for approved scope
SMART Program Sub-Total		5,009,000	5,449,080	0	0	10,458,080	

### Completed

Project	Original Program Year	Program Years 1-5	Program Year 6 (FY20)	Program Year 7 (FY21)	Program Year 8 (FY22)	Total	Scope
DEFP	Yr1	100,000				100,000	Music Equipment Replacement
SMART	Yr2	100,000				100,000	School Choice Enhancement
SMART	Yr3	99,000				99,000	Wireless Network Upgrade
SMART	Yr3	7,000				7,000	CAT 6 Data port Upgrade
SMART	Yr3	200,000				200,000	Additional computers to close computer gap
SMART	Yr3	17,000				17,000	Technology Infrastructure (Servers, Racks, etc.) Upgrade
Completed Sub-Total		523,000	0	0	0	523,000	

School Total		5,532,000	5,449,080	0	0	10,981,080	
--------------	--	-----------	-----------	---	---	------------	--

# Riverglades Elementary School

## Adopted District Educational Facilities Plan

Project	Original Program Year	Program Years 1-5	Program Year 6 (FY20)	Program Year 7 (FY21)	Program Year 8 (FY22)	Total	Scope
There are no active DEFP projects for this location.						0	

### SMART Program

Project	Original Program Year	Program Years 1-5	Program Year 6 (FY20)	Program Year 7 (FY21)	Program Year 8 (FY22)	Total	Scope
Safety & Security	Yr3	294,000				294,000	Fire Alarm
Safety & Security	Yr3	783,000				783,000	Fire Sprinklers
Renovation	Yr3	578,000				578,000	HVAC Improvements
Renovation	Yr3	100,000				100,000	School Choice Enhancement
Renovation	Yr3	1,015,000				1,015,000	Building Envelope Improvements (Roof, Window, Ext Wall, etc.)
Renovation	Yr6		448,177			448,177	Additional funding for approved scope
SMART Program Sub-Total		2,770,000	448,177	0	0	3,218,177	

### Completed

Project	Original Program Year	Program Years 1-5	Program Year 6 (FY20)	Program Year 7 (FY21)	Program Year 8 (FY22)	Total	Scope
SMART	Yr3	50,000				50,000	Music Equipment Replacement
DEFP	Yr1	71,425				71,425	Removal, disposal and replacement of existing gutters & downspouts at five tile roof areas. New gutter and downspout system shall be 22 gauge stainless steel. Repair 2 LF of missing grout on side wall counter flashing on tile roof at one location. Install new TPO membrane on wall above tile roof area and install new 22 gauge stainless steel shop fabricated capping cap at two tile roof
DEFP	Yr1	7,724,000				7,724,000	Provide and install twenty-four (24) classroom additions. Project to include removal of twenty-four (24) relocatable classrooms per the terms of the First Amendment to Twenty- Four (24) Classroom Agreement between the School Board and the City of Parkland.
SMART	Yr1	43,000				43,000	Wireless Network Upgrade
SMART	Yr1	16,000				16,000	CAT 6 Data port Upgrade

# Riverglades Elementary School

## Completed

Project	Original Program Year	Program Years 1-5	Program Year 6 (FY20)	Program Year 7 (FY21)	Program Year 8 (FY22)	Total	Scope
SMART	Yr1	143,000				143,000	Technology Infrastructure (Servers, Racks, etc.) Upgrade
SMART	Yr1	165,000				165,000	Additional computers to close computer gap
Completed Sub-Total		8,212,425	0	0	0	8,212,425	
School Total		10,982,425	448,177	0	0	11,430,602	

# Riverland Elementary School

## Adopted District Educational Facilities Plan

Project	Original Program Year	Program Years 1-5	Program Year 6 (FY20)	Program Year 7 (FY21)	Program Year 8 (FY22)	Total	Scope
There are no active DEFP projects for this location.						0	

### SMART Program

Project	Original Program Year	Program Years 1-5	Program Year 6 (FY20)	Program Year 7 (FY21)	Program Year 8 (FY22)	Total	Scope
Renovation	Yr4	715,000				715,000	HVAC Improvements
Renovation	Yr4	100,000				100,000	School Choice Enhancement
Renovation	Yr4	791,000				791,000	Building Envelope Improvements (Roof, Window, Ext Wall, etc.)
Renovation	Yr5	2,551,192				2,551,192	Additional funding for approved scope
SMART Program Sub-Total		4,157,192	0	0	0	4,157,192	

### Completed

Project	Original Program Year	Program Years 1-5	Program Year 6 (FY20)	Program Year 7 (FY21)	Program Year 8 (FY22)	Total	Scope
SMART	Yr1	50,000				50,000	Music Equipment Replacement
SMART	Yr3	19,000				19,000	CAT 6 Data port Upgrade
SMART	Yr3	25,000				25,000	Wireless Network Upgrade
SMART	Yr3	122,000				122,000	Additional computers to close computer gap
Completed Sub-Total		216,000	0	0	0	216,000	

School Total	4,373,192	0	0	0	4,373,192	
--------------	-----------	---	---	---	-----------	--

# Riverside Elementary School

## Adopted District Educational Facilities Plan

Project	Original Program Year	Program Years 1-5	Program Year 6 (FY20)	Program Year 7 (FY21)	Program Year 8 (FY22)	Total	Scope
There are no active DEFP projects for this location.						0	

### SMART Program

Project	Original Program Year	Program Years 1-5	Program Year 6 (FY20)	Program Year 7 (FY21)	Program Year 8 (FY22)	Total	Scope
Safety & Security	Yr4	99,313	194,687			294,000	Fire Alarm
Safety & Security	Yr4	243,892	478,108			722,000	Fire Sprinklers
Renovation	Yr4	57,426	112,574			170,000	HVAC Improvements
Renovation	Yr4	54,048	105,952			160,000	Media Center improvements
Renovation	Yr4	100,000				100,000	School Choice Enhancement
Renovation	Yr4	52,021	101,979			154,000	Building Envelope Improvements (Roof, Window, Ext Wall, etc.)
SMART Program Sub-Total		606,700	993,300	0	0	1,600,000	

### Completed

Project	Original Program Year	Program Years 1-5	Program Year 6 (FY20)	Program Year 7 (FY21)	Program Year 8 (FY22)	Total	Scope
SMART	Yr3	50,000				50,000	Music Equipment Replacement
DEFP	Yr1	35,000				35,000	Repair damaged standing seam roof canopy, metal decking, replacement of structure channel and installation of new gutter and fire barrier. Approximately a 24' x 24' area that was damaged at the southwest corner of Building 10 in a motor vehicle accident.
SMART	Yr1	44,000				44,000	Wireless Network Upgrade
SMART	Yr1	19,000				19,000	CAT 6 Data port Upgrade
SMART	Yr1	124,000				124,000	Additional computers to close computer gap
SMART	Yr1	144,000				144,000	Technology Infrastructure (Servers, Racks, etc.) Upgrade
Completed Sub-Total		416,000	0	0	0	416,000	

School Total		1,022,700	993,300	0	0	2,016,000	
--------------	--	-----------	---------	---	---	-----------	--

# Rock Island Elementary School

## Adopted District Educational Facilities Plan

Project	Original Program Year	Program Years 1-5	Program Year 6 (FY20)	Program Year 7 (FY21)	Program Year 8 (FY22)	Total	Scope
There are no active DEFP projects for this location.						0	

### SMART Program

Project	Original Program Year	Program Years 1-5	Program Year 6 (FY20)	Program Year 7 (FY21)	Program Year 8 (FY22)	Total	Scope
Renovation	Yr1	983,000				983,000	Building Envelope Improvements (Roof, Window, Ext Wall, etc.)
Renovation	Yr3	251,000				251,000	HVAC Improvements
Renovation	Yr5	1,072,944				1,072,944	Additional funding for approved scope
SMART Program Sub-Total		2,306,944	0	0	0	2,306,944	

### Completed

Project	Original Program Year	Program Years 1-5	Program Year 6 (FY20)	Program Year 7 (FY21)	Program Year 8 (FY22)	Total	Scope
SMART	Yr1	50,000				50,000	Music Equipment Replacement
SMART	Yr3	5,000				5,000	CAT 6 Data port Upgrade
SMART	Yr1	100,000				100,000	School Choice Enhancement
SMART	Yr3	22,000				22,000	Wireless Network Upgrade
SMART	Yr3	88,000				88,000	Additional computers to close computer gap
Completed Sub-Total		265,000	0	0	0	265,000	

School Total		2,571,944	0	0	0	2,571,944	
--------------	--	-----------	---	---	---	-----------	--

# Royal Palm Elementary School

## Adopted District Educational Facilities Plan

Project	Original Program Year	Program Years 1-5	Program Year 6 (FY20)	Program Year 7 (FY21)	Program Year 8 (FY22)	Total	Scope
There are no active DEFP projects for this location.						0	

### SMART Program

Project	Original Program Year	Program Years 1-5	Program Year 6 (FY20)	Program Year 7 (FY21)	Program Year 8 (FY22)	Total	Scope
Safety & Security	Yr3	99,313	194,687			294,000	Fire Alarm
Safety & Security	Yr3	256,052	501,948			758,000	Fire Sprinklers
Renovation	Yr3	245,918	482,082			728,000	HVAC Improvements
Renovation	Yr3	561,762	1,101,238			1,663,000	Building Envelope Improvements (Roof, Window, Ext Wall, etc.)
Renovation	Yr3	64,182	125,818			190,000	Media Center improvements
Renovation	Yr6		4,275,900			4,275,900	Additional funding for approved scope
SMART Program Sub-Total		1,227,227	6,681,673	0	0	7,908,900	

### Completed

Project	Original Program Year	Program Years 1-5	Program Year 6 (FY20)	Program Year 7 (FY21)	Program Year 8 (FY22)	Total	Scope
SMART	Yr3	50,000				50,000	Music Equipment Replacement
SMART	Yr2	13,000				13,000	CAT 6 Data port Upgrade
SMART	Yr3	100,000				100,000	School Choice Enhancement
SMART	Yr2	91,000				91,000	Wireless Network Upgrade
SMART	Yr2	119,000				119,000	Additional computers to close computer gap
SMART	Yr2	9,000				9,000	Technology Infrastructure (Servers, Racks, etc.) Upgrade
Completed Sub-Total		382,000	0	0	0	382,000	

School Total	1,609,227	6,681,673	0	0	0	8,290,900	
--------------	-----------	-----------	---	---	---	-----------	--



# Sanders Park Elementary School

## Adopted District Educational Facilities Plan

Project	Original Program Year	Program Years 1-5	Program Year 6 (FY20)	Program Year 7 (FY21)	Program Year 8 (FY22)	Total	Scope
There are no active DEFP projects for this location.						0	

### SMART Program

Project	Original Program Year	Program Years 1-5	Program Year 6 (FY20)	Program Year 7 (FY21)	Program Year 8 (FY22)	Total	Scope
Safety & Security	Yr5	177,848		511,152		689,000	Fire Sprinklers
Safety & Security	Yr5	75,889		218,111		294,000	Fire Alarm
Renovation	Yr5	347,437		998,563		1,346,000	Building Envelope Improvements (Roof, Window, Ext Wall, etc.)
Renovation	Yr5	557,809		1,603,191		2,161,000	HVAC Improvements
Renovation	Yr5	73,049		209,951		283,000	Media Center improvements
Renovation	Yr5	100,000				100,000	School Choice Enhancement
SMART Program Sub-Total		1,332,032	0	3,540,968	0	4,873,000	

### Completed

Project	Original Program Year	Program Years 1-5	Program Year 6 (FY20)	Program Year 7 (FY21)	Program Year 8 (FY22)	Total	Scope
SMART	Yr1	50,000				50,000	Music Equipment Replacement
SMART	Yr3	31,000				31,000	Wireless Network Upgrade
SMART	Yr3	9,000				9,000	CAT 6 Data port Upgrade
SMART	Yr3	116,000				116,000	Additional computers to close computer gap
Completed Sub-Total		206,000	0	0	0	206,000	

School Total	1,538,032	0	3,540,968	0	5,079,000	
--------------	-----------	---	-----------	---	-----------	--

# Sandpiper Elementary School

## Adopted District Educational Facilities Plan

Project	Original Program Year	Program Years 1-5	Program Year 6 (FY20)	Program Year 7 (FY21)	Program Year 8 (FY22)	Total	Scope
There are no active DEFP projects for this location.						0	

## SMART Program

Project	Original Program Year	Program Years 1-5	Program Year 6 (FY20)	Program Year 7 (FY21)	Program Year 8 (FY22)	Total	Scope
Safety & Security	Yr3	319,000				319,000	Fire Alarm
Renovation	Yr1	150,000				150,000	HVAC Improvements
Renovation	Yr5	452,942				452,942	Additional funding for approved scope
SMART Program Sub-Total		921,942	0	0	0	921,942	

## Completed

Project	Original Program Year	Program Years 1-5	Program Year 6 (FY20)	Program Year 7 (FY21)	Program Year 8 (FY22)	Total	Scope
SMART	Yr3	50,000				50,000	Music Equipment Replacement
SMART	Yr1	39,000				39,000	Wireless Network Upgrade
SMART	Yr1	100,000				100,000	School Choice Enhancement
SMART	Yr1	19,000				19,000	CAT 6 Data port Upgrade
SMART	Yr1	39,000				39,000	Technology Infrastructure (Servers, Racks, etc.) Upgrade
SMART	Yr1	169,000				169,000	Additional computers to close computer gap
Completed Sub-Total		416,000	0	0	0	416,000	

School Total	1,337,942	0	0	0	1,337,942	
--------------	-----------	---	---	---	-----------	--

# Sawgrass Elementary School

## Adopted District Educational Facilities Plan

Project	Original Program Year	Program Years 1-5	Program Year 6 (FY20)	Program Year 7 (FY21)	Program Year 8 (FY22)	Total	Scope
There are no active DEFP projects for this location.						0	

### SMART Program

Project	Original Program Year	Program Years 1-5	Program Year 6 (FY20)	Program Year 7 (FY21)	Program Year 8 (FY22)	Total	Scope
Safety & Security	Yr4	220,935		625,065		846,000	Fire Sprinklers
Safety & Security	Yr4	76,779		217,221		294,000	Fire Alarm
Renovation	Yr4	66,072		186,928		253,000	Electrical Improvements
Renovation	Yr4	281,262		795,738		1,077,000	Building Envelope Improvements (Roof, Window, Ext Wall, etc.)
Renovation	Yr4	45,963		130,037		176,000	HVAC Improvements
SMART Program Sub-Total		691,011	0	1,954,989	0	2,646,000	

### Completed

Project	Original Program Year	Program Years 1-5	Program Year 6 (FY20)	Program Year 7 (FY21)	Program Year 8 (FY22)	Total	Scope
SMART	Yr3	50,000				50,000	Music Equipment Replacement
SMART	Yr5	100,000				100,000	School Choice Enhancement
SMART	Yr2	101,000				101,000	Wireless Network Upgrade
SMART	Yr2	15,000				15,000	CAT 6 Data port Upgrade
SMART	Yr2	91,000				91,000	Technology Infrastructure (Servers, Racks, etc.) Upgrade
SMART	Yr2	194,000				194,000	Additional computers to close computer gap
Completed Sub-Total		551,000	0	0	0	551,000	

School Total	1,242,011	0	1,954,989	0	3,197,000	
--------------	-----------	---	-----------	---	-----------	--

# Sawgrass Springs Middle School

## Adopted District Educational Facilities Plan

Project	Original Program Year	Program Years 1-5	Program Year 6 (FY20)	Program Year 7 (FY21)	Program Year 8 (FY22)	Total	Scope
ADA	Yr1	437,975				437,975	ADA Restroom
DEFP Program Sub-Total		437,975	0	0	0	437,975	

## SMART Program

Project	Original Program Year	Program Years 1-5	Program Year 6 (FY20)	Program Year 7 (FY21)	Program Year 8 (FY22)	Total	Scope
Safety & Security	Yr3	13,000				13,000	Fire Sprinklers
Safety & Security	Yr3	420,000				420,000	Fire Alarm
Renovation	Yr3	2,577,000				2,577,000	HVAC Improvements
Renovation	Yr3	2,876,000				2,876,000	Building Envelope Improvements (Roof, Window, Ext Wall, etc.)
SMART Program Sub-Total		5,886,000	0	0	0	5,886,000	

## Completed

Project	Original Program Year	Program Years 1-5	Program Year 6 (FY20)	Program Year 7 (FY21)	Program Year 8 (FY22)	Total	Scope
SMART	Yr2	100,000				100,000	Music Equipment Replacement
SMART	Yr3	100,000				100,000	School Choice Enhancement
SMART	Yr2	50,000				50,000	Wireless Network Upgrade
SMART	Yr2	23,000				23,000	CAT 6 Data port Upgrade
SMART	Yr2	200,000				200,000	Technology Infrastructure (Servers, Racks, etc.) Upgrade
SMART	Yr3	188,000				188,000	Additional computers to close computer gap
Completed Sub-Total		661,000	0	0	0	661,000	

School Total		6,984,975	0	0	0	6,984,975	
--------------	--	-----------	---	---	---	-----------	--

# Sea Castle Elementary School

## Adopted District Educational Facilities Plan

Project	Original Program Year	Program Years 1-5	Program Year 6 (FY20)	Program Year 7 (FY21)	Program Year 8 (FY22)	Total	Scope
ADA	Yr1	118,975				118,975	ADA Stage Lift
DEFP Program Sub-Total		118,975	0	0	0	118,975	

## SMART Program

Project	Original Program Year	Program Years 1-5	Program Year 6 (FY20)	Program Year 7 (FY21)	Program Year 8 (FY22)	Total	Scope
Safety & Security	Yr3	76,433	175,567			252,000	Fire Alarm
Renovation	Yr3	60,661	139,339			200,000	Building Envelope Improvements (Roof, Window, Ext Wall, etc.)
Renovation	Yr1	679,406	1,560,594			2,240,000	HVAC Improvements
Renovation	Yr6		1,508,179			1,508,179	Additional funding for approved scope
SMART Program Sub-Total		816,500	3,383,679	0	0	4,200,179	

## Completed

Project	Original Program Year	Program Years 1-5	Program Year 6 (FY20)	Program Year 7 (FY21)	Program Year 8 (FY22)	Total	Scope
SMART	Yr3	50,000				50,000	Music Equipment Replacement
SMART	Yr3	20,000				20,000	CAT 6 Data port Upgrade
SMART	Yr1	100,000				100,000	School Choice Enhancement
SMART	Yr3	91,000				91,000	Wireless Network Upgrade
SMART	Yr3	162,000				162,000	Additional computers to close computer gap
SMART	Yr3	26,000				26,000	Technology Infrastructure (Servers, Racks, etc.) Upgrade
Completed Sub-Total		449,000	0	0	0	449,000	

School Total		1,384,475	3,383,679	0	0	4,768,154	
--------------	--	-----------	-----------	---	---	-----------	--

# Seagull Alternative High School

## Adopted District Educational Facilities Plan

Project	Original Program Year	Program Years 1-5	Program Year 6 (FY20)	Program Year 7 (FY21)	Program Year 8 (FY22)	Total	Scope
There are no active DEFP projects for this location.						0	

### SMART Program

Project	Original Program Year	Program Years 1-5	Program Year 6 (FY20)	Program Year 7 (FY21)	Program Year 8 (FY22)	Total	Scope
Safety & Security	Yr2	252,000				252,000	Fire Alarm
Safety & Security	Yr2	392,000				392,000	Fire Sprinklers
Renovation	Yr1	330,000				330,000	Building Envelope Improvements (Roof, Window, Ext Wall, etc.)
Renovation	Yr3	171,000				171,000	HVAC Improvements
Renovation	Yr4	179,000				179,000	Media Center improvements
Renovation	Yr5	1,131,082				1,131,082	Additional funding for approved scope
SMART Program Sub-Total		2,455,082	0	0	0	2,455,082	

### Completed

Project	Original Program Year	Program Years 1-5	Program Year 6 (FY20)	Program Year 7 (FY21)	Program Year 8 (FY22)	Total	Scope
SMART	Yr2	50,000				50,000	Music Equipment Replacement
SMART	Yr3	11,000				11,000	CAT 6 Data port Upgrade
SMART	Yr1	100,000				100,000	School Choice Enhancement
SMART	Yr3	89,000				89,000	Wireless Network Upgrade
SMART	Yr3	26,000				26,000	Technology Infrastructure (Servers, Racks, etc.) Upgrade
Completed Sub-Total		276,000	0	0	0	276,000	

School Total		2,731,082	0	0	0	2,731,082	
--------------	--	-----------	---	---	---	-----------	--

# Seminole Middle School

## Adopted District Educational Facilities Plan

Project	Original Program Year	Program Years 1-5	Program Year 6 (FY20)	Program Year 7 (FY21)	Program Year 8 (FY22)	Total	Scope
There are no active DEFP projects for this location.						0	

### SMART Program

Project	Original Program Year	Program Years 1-5	Program Year 6 (FY20)	Program Year 7 (FY21)	Program Year 8 (FY22)	Total	Scope
Safety & Security	Yr4	155,726	305,274			461,000	Fire Alarm
Safety & Security	Yr4	371,918	729,082			1,101,000	Fire Sprinklers
Renovation	Yr4	345,569	677,431			1,023,000	HVAC Improvements
Renovation	Yr4	171,265	335,735			507,000	Media Center improvements
Renovation	Yr4	515,820	1,011,180			1,527,000	Building Envelope Improvements (Roof, Window, Ext Wall, etc.)
SMART Program Sub-Total		1,560,298	3,058,702	0	0	4,619,000	

### Completed

Project	Original Program Year	Program Years 1-5	Program Year 6 (FY20)	Program Year 7 (FY21)	Program Year 8 (FY22)	Total	Scope
SMART	Yr1	100,000				100,000	Music Equipment Replacement
SMART	Yr3	70,000				70,000	Track Resurfacing
SMART	Yr4	100,000				100,000	School Choice Enhancement
SMART	Yr3	47,000				47,000	Wireless Network Upgrade
SMART	Yr3	9,000				9,000	CAT 6 Data port Upgrade
SMART	Yr3	204,000				204,000	Additional computers to close computer gap
SMART	Yr3	196,000				196,000	Technology Infrastructure (Servers, Racks, etc.) Upgrade
Completed Sub-Total		726,000	0	0	0	726,000	

School Total	2,286,298	3,058,702	0	0	0	5,345,000	
--------------	-----------	-----------	---	---	---	-----------	--

# Sheridan Hills Elementary School

## Adopted District Educational Facilities Plan

Project	Original Program Year	Program Years 1-5	Program Year 6 (FY20)	Program Year 7 (FY21)	Program Year 8 (FY22)	Total	Scope
HVAC	Yr1	73,764				73,764	Safety/ Ventilation
DEFP Program Sub-Total		73,764	0	0	0	73,764	

## SMART Program

Project	Original Program Year	Program Years 1-5	Program Year 6 (FY20)	Program Year 7 (FY21)	Program Year 8 (FY22)	Total	Scope
Safety & Security	Yr1	72,329	221,671			294,000	Fire Alarm
Safety & Security	Yr1	5,167	15,833			21,000	Fire Sprinklers
Safety & Security	Yr1	47,235	144,765			192,000	Safety / Security Upgrade
Renovation	Yr1	250,692	768,308			1,019,000	Building Envelope Improvements (Roof, Window, Ext Wall, etc.)
Renovation	Yr1	118,334	362,666			481,000	Electrical Improvements
Renovation	Yr1	203,210	622,790			826,000	HVAC Improvements
Renovation	Yr1	79,956	245,044			325,000	Media Center improvements
SMART Program Sub-Total		776,923	2,381,077	0	0	3,158,000	

## Completed

Project	Original Program Year	Program Years 1-5	Program Year 6 (FY20)	Program Year 7 (FY21)	Program Year 8 (FY22)	Total	Scope
SMART	Yr2	50,000				50,000	Music Equipment Replacement
SMART	Yr1	100,000				100,000	School Choice Enhancement
SMART	Yr3	60,000				60,000	Wireless Network Upgrade
SMART	Yr3	8,000				8,000	CAT 6 Data port Upgrade
SMART	Yr3	115,000				115,000	Additional computers to close computer gap
Completed Sub-Total		333,000	0	0	0	333,000	

<b>School Total</b>		<b>1,183,687</b>	<b>2,381,077</b>	<b>0</b>	<b>0</b>	<b>3,564,764</b>	
---------------------	--	------------------	------------------	----------	----------	------------------	--



## Sheridan Park Elementary School

### Adopted District Educational Facilities Plan

Project	Original Program Year	Program Years 1-5	Program Year 6 (FY20)	Program Year 7 (FY21)	Program Year 8 (FY22)	Total	Scope
HVAC	Yr1	8,377				8,377	Provide ventilation for equipment room
DEFP Program Sub-Total		8,377	0	0	0	8,377	

### SMART Program

Project	Original Program Year	Program Years 1-5	Program Year 6 (FY20)	Program Year 7 (FY21)	Program Year 8 (FY22)	Total	Scope
Safety & Security	Yr4	18,843	54,157			73,000	Safety / Security Upgrade
Safety & Security	Yr4	75,889	218,111			294,000	Fire Alarm
Renovation	Yr4	407,064	1,169,936			1,577,000	Building Envelope Improvements (Roof, Window, Ext Wall, etc.)
Renovation	Yr4	86,730	249,270			336,000	Electrical Improvements
Renovation	Yr4	94,216	270,784			365,000	Media Center improvements
Renovation	Yr4	121,319	348,681			470,000	HVAC Improvements
SMART Program Sub-Total		804,061	2,310,939	0	0	3,115,000	

### Completed

Project	Original Program Year	Program Years 1-5	Program Year 6 (FY20)	Program Year 7 (FY21)	Program Year 8 (FY22)	Total	Scope
SMART	Yr2	50,000				50,000	Music Equipment Replacement
SMART	Yr5	100,000				100,000	School Choice Enhancement
SMART	Yr2	87,000				87,000	Wireless Network Upgrade
SMART	Yr2	12,000				12,000	CAT 6 Data port Upgrade
SMART	Yr2	17,000				17,000	Technology Infrastructure (Servers, Racks, etc.) Upgrade
SMART	Yr2	184,000				184,000	Additional computers to close computer gap
Completed Sub-Total		450,000	0	0	0	450,000	

School Total		1,262,438	2,310,939	0	0	3,573,377	
--------------	--	-----------	-----------	---	---	-----------	--

## Sheridan Technical Center

### Adopted District Educational Facilities Plan

Project	Original Program Year	Program Years 1-5	Program Year 6 (FY20)	Program Year 7 (FY21)	Program Year 8 (FY22)	Total	Scope
There are no active DEFP projects for this location.						0	

### SMART Program

Project	Original Program Year	Program Years 1-5	Program Year 6 (FY20)	Program Year 7 (FY21)	Program Year 8 (FY22)	Total	Scope
Safety & Security	Yr4	121,023	339,977			461,000	Fire Alarm
Safety & Security	Yr4	46,991	132,009			179,000	Fire Sprinklers
Renovation	Yr4	716,947	2,014,053			2,731,000	Building Envelope Improvements (Roof, Window, Ext Wall, etc.)
Renovation	Yr4	103,171	289,829			393,000	Electrical Improvements
Renovation	Yr4	108,684	305,316			414,000	Media Center improvements
Renovation	Yr4	942,978	2,649,022			3,592,000	HVAC Improvements
SMART Program Sub-Total		2,039,794	5,730,206	0	0	7,770,000	

### Completed

Project	Original Program Year	Program Years 1-5	Program Year 6 (FY20)	Program Year 7 (FY21)	Program Year 8 (FY22)	Total	Scope
DEFP	Yr1	400,000				400,000	Complete Roof Replacement of the Cosmetology Building. Scope includes tear off, temporary roof, new mechanical supports and metal flashing.
SMART	Yr5	100,000				100,000	School Choice Enhancement
SMART	Yr1	84,000				84,000	Wireless Network Upgrade
SMART	Yr1	8,000				8,000	CAT 6 Data port Upgrade
SMART	Yr1	364,000				364,000	Technology Infrastructure (Servers, Racks, etc.) Upgrade
Completed Sub-Total		956,000	0	0	0	956,000	

School Total		2,995,794	5,730,206	0	0	8,726,000	
--------------	--	-----------	-----------	---	---	-----------	--

# Sheridan Technical High School

## Adopted District Educational Facilities Plan

Project	Original Program Year	Program Years 1-5	Program Year 6 (FY20)	Program Year 7 (FY21)	Program Year 8 (FY22)	Total	Scope
There are no active DEFP projects for this location.						0	

### SMART Program

Project	Original Program Year	Program Years 1-5	Program Year 6 (FY20)	Program Year 7 (FY21)	Program Year 8 (FY22)	Total	Scope
Renovation	Yr4	162,363		459,637		622,000	HVAC Improvements
Renovation	Yr4	378,224		1,069,776		1,448,000	Building Envelope Improvements (Roof, Window, Ext Wall, etc.)
SMART Program Sub-Total		540,587	0	1,529,413	0	2,070,000	

### Completed

Project	Original Program Year	Program Years 1-5	Program Year 6 (FY20)	Program Year 7 (FY21)	Program Year 8 (FY22)	Total	Scope
SMART	Yr5	100,000				100,000	School Choice Enhancement
SMART	Yr1	40,000				40,000	Wireless Network Upgrade
Completed Sub-Total		140,000	0	0	0	140,000	

School Total		680,587	0	1,529,413	0	2,210,000	
--------------	--	---------	---	-----------	---	-----------	--

# Silver Lakes Elementary School

## Adopted District Educational Facilities Plan

Project	Original Program Year	Program Years 1-5	Program Year 6 (FY20)	Program Year 7 (FY21)	Program Year 8 (FY22)	Total	Scope
There are no active DEFP projects for this location.						0	

### SMART Program

Project	Original Program Year	Program Years 1-5	Program Year 6 (FY20)	Program Year 7 (FY21)	Program Year 8 (FY22)	Total	Scope
Renovation	Yr3	156,000				156,000	HVAC Improvements
Renovation	Yr2	588,000				588,000	Building Envelope Improvements (Roof, Window, Ext Wall, etc.)
Renovation	Yr5	1,505,741				1,505,741	Additional funding for approved scope
SMART Program Sub-Total		2,249,741	0	0	0	2,249,741	

### Completed

Project	Original Program Year	Program Years 1-5	Program Year 6 (FY20)	Program Year 7 (FY21)	Program Year 8 (FY22)	Total	Scope
SMART	Yr3	50,000				50,000	Music Equipment Replacement
SMART	Yr1	78,000				78,000	Wireless Network Upgrade
SMART	Yr1	100,000				100,000	School Choice Enhancement
SMART	Yr1	17,000				17,000	CAT 6 Data port Upgrade
SMART	Yr1	134,000				134,000	Technology Infrastructure (Servers, Racks, etc.) Upgrade
SMART	Yr1	158,000				158,000	Additional computers to close computer gap
Completed Sub-Total		537,000	0	0	0	537,000	

School Total		2,786,741	0	0	0	2,786,741	
--------------	--	-----------	---	---	---	-----------	--

# Silver Lakes Middle School

## Adopted District Educational Facilities Plan

Project	Original Program Year	Program Years 1-5	Program Year 6 (FY20)	Program Year 7 (FY21)	Program Year 8 (FY22)	Total	Scope
HVAC	Yr1	432,000				432,000	Complete outstanding inspection & code items from HVAC Project 2971-94-50/P000531 outlined in SBBC Building Department Inspection Recap Report. Major items from inspection list are completing installation of 16 Electric Duct Heaters, additional pipe supports, and complete a Test & Balance Report.
DEFP Program Sub-Total		432,000	0	0	0	432,000	

## SMART Program

Project	Original Program Year	Program Years 1-5	Program Year 6 (FY20)	Program Year 7 (FY21)	Program Year 8 (FY22)	Total	Scope
Safety & Security	Yr5	337,462			661,538	999,000	Fire Sprinklers
Renovation	Yr5	344,894			676,106	1,021,000	Building Envelope Improvements (Roof, Window, Ext Wall, etc.)
Renovation	Yr5	43,914			86,086	130,000	Media Center improvements
Renovation	Yr5	100,000				100,000	School Choice Enhancement
SMART Program Sub-Total		826,270	0	0	1,423,730	2,250,000	

## Completed

Project	Original Program Year	Program Years 1-5	Program Year 6 (FY20)	Program Year 7 (FY21)	Program Year 8 (FY22)	Total	Scope
SMART	Yr3	100,000				100,000	Music Equipment Replacement
SMART	Yr3	22,000				22,000	CAT 6 Data port Upgrade
SMART	Yr3	45,000				45,000	Wireless Network Upgrade
SMART	Yr3	65,000				65,000	Additional computers to close computer gap
SMART	Yr3	17,000				17,000	Technology Infrastructure (Servers, Racks, etc.) Upgrade
Completed Sub-Total		249,000	0	0	0	249,000	

School Total		1,507,270	0	0	1,423,730	2,931,000	
--------------	--	-----------	---	---	-----------	-----------	--

# Silver Palms Elementary School

## Adopted District Educational Facilities Plan

Project	Original Program Year	Program Years 1-5	Program Year 6 (FY20)	Program Year 7 (FY21)	Program Year 8 (FY22)	Total	Scope
There are no active DEFP projects for this location.						0	

### SMART Program

Project	Original Program Year	Program Years 1-5	Program Year 6 (FY20)	Program Year 7 (FY21)	Program Year 8 (FY22)	Total	Scope
Athletics	Yr4	1,682	4,318			6,000	PE/Athletic Improvements
Renovation	Yr4	374,749	962,251			1,337,000	Building Envelope Improvements (Roof, Window, Ext Wall, etc.)
Renovation	Yr5	100,000				100,000	School Choice Enhancement
SMART Program Sub-Total		476,431	966,569	0	0	1,443,000	

### Completed

Project	Original Program Year	Program Years 1-5	Program Year 6 (FY20)	Program Year 7 (FY21)	Program Year 8 (FY22)	Total	Scope
SMART	Yr3	50,000				50,000	Music Equipment Replacement
SMART	Yr1	47,000				47,000	Wireless Network Upgrade
SMART	Yr1	7,000				7,000	CAT 6 Data port Upgrade
SMART	Yr1	123,000				123,000	Technology Infrastructure (Servers, Racks, etc.) Upgrade
SMART	Yr1	206,000				206,000	Additional computers to close computer gap
Completed Sub-Total		433,000	0	0	0	433,000	

School Total		909,431	966,569	0	0	1,876,000	
--------------	--	---------	---------	---	---	-----------	--

# Silver Ridge Elementary School

## Adopted District Educational Facilities Plan

Project	Original Program Year	Program Years 1-5	Program Year 6 (FY20)	Program Year 7 (FY21)	Program Year 8 (FY22)	Total	Scope
There are no active DEFP projects for this location.						0	

### SMART Program

Project	Original Program Year	Program Years 1-5	Program Year 6 (FY20)	Program Year 7 (FY21)	Program Year 8 (FY22)	Total	Scope
Renovation	Yr3	207,000				207,000	Building Envelope Improvements (Roof, Window, Ext Wall, etc.)
Renovation	Yr3	1,751,000				1,751,000	HVAC Improvements
Renovation	Yr5	1,074,700				1,074,700	Additional funding for approved scope
SMART Program Sub-Total		3,032,700	0	0	0	3,032,700	

### Completed

Project	Original Program Year	Program Years 1-5	Program Year 6 (FY20)	Program Year 7 (FY21)	Program Year 8 (FY22)	Total	Scope
SMART	Yr3	50,000				50,000	Music Equipment Replacement
SMART	Yr2	16,000				16,000	CAT 6 Data port Upgrade
SMART	Yr1	100,000				100,000	School Choice Enhancement
SMART	Yr2	93,000				93,000	Wireless Network Upgrade
SMART	Yr2	260,000				260,000	Additional computers to close computer gap
SMART	Yr2	95,000				95,000	Technology Infrastructure (Servers, Racks, etc.) Upgrade
Completed Sub-Total		614,000	0	0	0	614,000	

School Total		3,646,700	0	0	0	3,646,700	
--------------	--	-----------	---	---	---	-----------	--

# Silver Shores Elementary School

## Adopted District Educational Facilities Plan

Project	Original Program Year	Program Years 1-5	Program Year 6 (FY20)	Program Year 7 (FY21)	Program Year 8 (FY22)	Total	Scope
There are no active DEFP projects for this location.						0	

## SMART Program

Project	Original Program Year	Program Years 1-5	Program Year 6 (FY20)	Program Year 7 (FY21)	Program Year 8 (FY22)	Total	Scope
All SMART Program projects are complete.						0	

## Completed

Project	Original Program Year	Program Years 1-5	Program Year 6 (FY20)	Program Year 7 (FY21)	Program Year 8 (FY22)	Total	Scope
SMART	Yr3	50,000				50,000	Music Equipment Replacement
SMART	Yr2	890,000				890,000	Building Envelope Improvements (Roof, Window, Ext Wall, etc.)
SMART	Yr3	8,000				8,000	CAT 6 Data port Upgrade
SMART	Yr3	144,000				144,000	HVAC Improvements
SMART	Yr1	100,000				100,000	School Choice Enhancement
SMART	Yr3	74,000				74,000	Wireless Network Upgrade
SMART	Yr5	1,231,560				1,231,560	Additional funding for approved scope
SMART	Yr3	83,000				83,000	Additional computers to close computer gap
SMART	Yr3	30,000				30,000	Technology Infrastructure (Servers, Racks, etc.) Upgrade
Completed Sub-Total		2,610,560	0	0	0	2,610,560	
School Total		2,610,560	0	0	0	2,610,560	



# Silver Trail Middle School

## Adopted District Educational Facilities Plan

Project	Original Program Year	Program Years 1-5	Program Year 6 (FY20)	Program Year 7 (FY21)	Program Year 8 (FY22)	Total	Scope
There are no active DEFP projects for this location.						0	

### SMART Program

Project	Original Program Year	Program Years 1-5	Program Year 6 (FY20)	Program Year 7 (FY21)	Program Year 8 (FY22)	Total	Scope
Renovation	Yr1	2,976,000				2,976,000	Re-roofing of existing Buildings #1 and #2. The intent of this project is to provide for a complete and compliant turn-key roofing job in accordance with design criteria and building codes. Include all demolition and disposal of roofing materials. Furnish and install SBS modified roofing system with compatible components. (Except sections C & D in bldg 2)
Renovation	Yr1	1,446,000				1,446,000	HVAC Improvements
Renovation	Yr5	1,781,150				1,781,150	Additional funding for approved scope
SMART Program Sub-Total		6,203,150	0	0	0	6,203,150	

### Completed

Project	Original Program Year	Program Years 1-5	Program Year 6 (FY20)	Program Year 7 (FY21)	Program Year 8 (FY22)	Total	Scope
SMART	Yr3	100,000				100,000	Music Equipment Replacement
SMART	Yr2	31,000				31,000	CAT 6 Data port Upgrade
SMART	Yr2	47,000				47,000	Wireless Network Upgrade
SMART	Yr1	100,000				100,000	School Choice Enhancement
SMART	Yr1	605,000				605,000	Re-roofing of bldg. 2, section C & D
SMART	Yr2	316,000				316,000	Additional computers to close computer gap
SMART	Yr2	251,000				251,000	Technology Infrastructure (Servers, Racks, etc.) Upgrade
Completed Sub-Total		1,450,000	0	0	0	1,450,000	

School Total		7,653,150	0	0	0	7,653,150	
--------------	--	-----------	---	---	---	-----------	--

# South Broward High School

## Adopted District Educational Facilities Plan

Project	Original Program Year	Program Years 1-5	Program Year 6 (FY20)	Program Year 7 (FY21)	Program Year 8 (FY22)	Total	Scope
There are no active DEFP projects for this location.						0	

### SMART Program

Project	Original Program Year	Program Years 1-5	Program Year 6 (FY20)	Program Year 7 (FY21)	Program Year 8 (FY22)	Total	Scope
Safety & Security	Yr1	48,000				48,000	Fire Sprinklers
Safety & Security	Yr3	242,000				242,000	Safety / Security Upgrade
Renovation	Yr3	462,000				462,000	STEM Lab improvements
Renovation	Yr3	25,000				25,000	ADA renovations related to educational adequacy
Renovation	Yr3	2,290,000				2,290,000	Building Envelope Improvements (Roof, Window, Ext Wall, etc.)
Renovation	Yr3	1,498,000				1,498,000	Electrical Improvements
Renovation	Yr3	1,117,000				1,117,000	HVAC Improvements
SMART Program Sub-Total		5,682,000	0	0	0	5,682,000	

### Completed

Project	Original Program Year	Program Years 1-5	Program Year 6 (FY20)	Program Year 7 (FY21)	Program Year 8 (FY22)	Total	Scope
SMART	Yr3	121,000				121,000	Weight Room Renovation
SMART	Yr3	100,000				100,000	School Choice Enhancement
SMART	Yr3	21,000				21,000	CAT 6 Data port Upgrade
SMART	Yr3	160,000				160,000	Wireless Network Upgrade
SMART	Yr3	421,000				421,000	Additional computers to close computer gap
Completed Sub-Total		823,000	0	0	0	823,000	

School Total	6,505,000	0	0	0	6,505,000	
--------------	-----------	---	---	---	-----------	--

# South Plantation High School

## Adopted District Educational Facilities Plan

Project	Original Program Year	Program Years 1-5	Program Year 6 (FY20)	Program Year 7 (FY21)	Program Year 8 (FY22)	Total	Scope
There are no active DEFP projects for this location.						0	

### SMART Program

Project	Original Program Year	Program Years 1-5	Program Year 6 (FY20)	Program Year 7 (FY21)	Program Year 8 (FY22)	Total	Scope
Safety & Security	Yr4	266,934	523,066			790,000	Fire Sprinklers
Renovation	Yr5	100,000				100,000	School Choice Enhancement
Renovation	Yr4	265,920	521,080			787,000	STEM Lab improvements
Renovation	Yr4	280,449	549,551			830,000	Media Center improvements
Renovation	Yr4	325,726	638,274			964,000	HVAC Improvements
Renovation	Yr4	171,927	338,073			510,000	Electrical Improvements
Renovation	Yr4	174,351	341,649			516,000	Building Envelope Improvements (Roof, Window, Ext Wall, etc.)
SMART Program Sub-Total		1,585,307	2,911,693	0	0	4,497,000	

### Completed

Project	Original Program Year	Program Years 1-5	Program Year 6 (FY20)	Program Year 7 (FY21)	Program Year 8 (FY22)	Total	Scope
SMART	Yr3	300,000				300,000	Music Equipment Replacement
SMART	Yr4	121,000				121,000	Weight Room Renovation
SMART	Yr1	44,000				44,000	CAT 6 Data port Upgrade
SMART	Yr1	78,000				78,000	Wireless Network Upgrade
SMART	Yr1	549,000				549,000	Additional computers to close computer gap
SMART	Yr1	371,000				371,000	Technology Infrastructure (Servers, Racks, etc.) Upgrade
Completed Sub-Total		1,463,000	0	0	0	1,463,000	

School Total		3,048,307	2,911,693	0	0	5,960,000	
--------------	--	-----------	-----------	---	---	-----------	--

# Stephen Foster Elementary School

## Adopted District Educational Facilities Plan

Project	Original Program Year	Program Years 1-5	Program Year 6 (FY20)	Program Year 7 (FY21)	Program Year 8 (FY22)	Total	Scope
There are no active DEFP projects for this location.						0	

### SMART Program

Project	Original Program Year	Program Years 1-5	Program Year 6 (FY20)	Program Year 7 (FY21)	Program Year 8 (FY22)	Total	Scope
Safety & Security	Yr4	99,313	194,687			294,000	Fire Alarm
Renovation	Yr4	280,036	548,964			829,000	Building Envelope Improvements (Roof, Window, Ext Wall, etc.)
Renovation	Yr4	380,025	744,975			1,125,000	HVAC Improvements
Renovation	Yr4	30,740	60,260			91,000	Media Center improvements
Renovation	Yr5	100,000				100,000	School Choice Enhancement
SMART Program Sub-Total		890,114	1,548,886	0	0	2,439,000	

### Completed

Project	Original Program Year	Program Years 1-5	Program Year 6 (FY20)	Program Year 7 (FY21)	Program Year 8 (FY22)	Total	Scope
SMART	Yr1	50,000				50,000	Music Equipment Replacement
SMART	Yr3	18,000				18,000	CAT 6 Data port Upgrade
SMART	Yr3	64,000				64,000	Wireless Network Upgrade
SMART	Yr3	49,000				49,000	Additional computers to close computer gap
Completed Sub-Total		181,000	0	0	0	181,000	

School Total	1,071,114	1,548,886	0	0	2,620,000	
--------------	-----------	-----------	---	---	-----------	--

# Stirling Elementary School

## Adopted District Educational Facilities Plan

Project	Original Program Year	Program Years 1-5	Program Year 6 (FY20)	Program Year 7 (FY21)	Program Year 8 (FY22)	Total	Scope
There are no active DEFP projects for this location.						0	

### SMART Program

Project	Original Program Year	Program Years 1-5	Program Year 6 (FY20)	Program Year 7 (FY21)	Program Year 8 (FY22)	Total	Scope
Renovation	Yr3	387,828	1,069,172			1,457,000	Building Envelope Improvements (Roof, Window, Ext Wall, etc.)
Renovation	Yr3	203,364	560,636			764,000	HVAC Improvements
Renovation	Yr6		2,155,295			2,155,295	Additional funding for approved scope
SMART Program Sub-Total		591,192	3,785,103	0	0	4,376,295	

### Completed

Project	Original Program Year	Program Years 1-5	Program Year 6 (FY20)	Program Year 7 (FY21)	Program Year 8 (FY22)	Total	Scope
SMART	Yr2	50,000				50,000	Music Equipment Replacement
SMART	Yr2	14,000				14,000	CAT 6 Data port Upgrade
SMART	Yr3	100,000				100,000	School Choice Enhancement
SMART	Yr2	70,000				70,000	Wireless Network Upgrade
SMART	Yr2	198,000				198,000	Additional computers to close computer gap
Completed Sub-Total		432,000	0	0	0	432,000	

School Total	1,023,192	3,785,103	0	0	0	4,808,295	
--------------	-----------	-----------	---	---	---	-----------	--

# Stoneman Douglas High School

## Adopted District Educational Facilities Plan

Project	Original Program Year	Program Years 1-5	Program Year 6 (FY20)	Program Year 7 (FY21)	Program Year 8 (FY22)	Total	Scope
Renovation	Yr5	6,562,714				6,562,714	Portables
Renovation	Yr5	18,000,000				18,000,000	New Building
Renovation	Yr5	700,000				700,000	Dem/Restore 1200 Building (State F.I.S.H. Building 12)
Renovation	Yr5	1,000,000				1,000,000	Monument
DEFP Program Sub-Total		26,262,714	0	0	0	26,262,714	

## SMART Program

Project	Original Program Year	Program Years 1-5	Program Year 6 (FY20)	Program Year 7 (FY21)	Program Year 8 (FY22)	Total	Scope
Safety & Security	Yr1	238,319	669,486			907,805	Install Fire Alarm
Music & Art	Yr4	28,877	81,123			110,000	Art Room Renovation and Equipment
Music & Art	Yr4	187,178	525,822			713,000	Music Room Renovation
Renovation	Yr4	727,973	2,045,027			2,773,000	Building Envelope Improvements (Roof, Window, Ext Wall, etc.)
Renovation	Yr5	100,000				100,000	School Choice Enhancement
Renovation	Yr4	1,471,172	4,132,828			5,604,000	HVAC Improvements
SMART Program Sub-Total		2,753,519	7,454,286	0	0	10,207,805	

## Completed

Project	Original Program Year	Program Years 1-5	Program Year 6 (FY20)	Program Year 7 (FY21)	Program Year 8 (FY22)	Total	Scope
SMART	Yr3	300,000				300,000	Music Equipment Replacement
SMART	Yr4	121,000				121,000	Weight Room Renovation
SMART	Yr1	38,000				38,000	CAT 6 Data port Upgrade
SMART	Yr1	441,000				441,000	Technology Infrastructure (Servers, Racks, etc.) Upgrade
SMART	Yr1	830,000				830,000	Additional computers to close computer gap
Completed Sub-Total		1,730,000	0	0	0	1,730,000	

School Total		30,746,233	7,454,286	0	0	38,200,519	
--------------	--	------------	-----------	---	---	------------	--

# Stranahan High School

## Adopted District Educational Facilities Plan

Project	Original Program Year	Program Years 1-5	Program Year 6 (FY20)	Program Year 7 (FY21)	Program Year 8 (FY22)	Total	Scope
ADA	Yr1	350,000				350,000	Replace non ADA compliant concrete ramps and install aluminum canopies
Renovation	Yr4	6,675,000				6,675,000	Cafeteria Addition and Renovations
DEFP Program Sub-Total		7,025,000	0	0	0	7,025,000	

## SMART Program

Project	Original Program Year	Program Years 1-5	Program Year 6 (FY20)	Program Year 7 (FY21)	Program Year 8 (FY22)	Total	Scope
Safety & Security	Yr1	662,000				662,000	Fire Sprinklers
Safety & Security	Yr1	1,164,000				1,164,000	Fire Alarm
Renovation	Yr1	653,000				653,000	Media Center improvements
Renovation	Yr1	100,000				100,000	School Choice Enhancement
Renovation	Yr1	1,238,000				1,238,000	STEM Lab improvements
Renovation	Yr1	3,844,746				3,844,746	Roof and loggias replacement
Renovation	Yr1	5,370,831				5,370,831	HVAC Improvements
Renovation	Yr4	13,710,000				13,710,000	Additional funding for approved scope
Renovation	Yr1	1,499,000				1,499,000	Electrical Improvements
SMART Program Sub-Total		28,241,577	0	0	0	28,241,577	

## Completed

Project	Original Program Year	Program Years 1-5	Program Year 6 (FY20)	Program Year 7 (FY21)	Program Year 8 (FY22)	Total	Scope
DEFP	Yr1	300,000				300,000	Music Equipment Replacement
SMART	Yr1	121,000				121,000	Weight Room Renovation
SMART	Yr2	300,000				300,000	Track Resurfacing
DEFP	Yr1	43,400				43,400	Portable demolition
DEFP	Yr1	1,920,390				1,920,390	Life safety pool renovations
SMART	Yr2	184,000				184,000	Wireless Network Upgrade
SMART	Yr2	46,000				46,000	CAT 6 Data port Upgrade
SMART	Yr2	8,000				8,000	Technology Infrastructure (Servers, Racks, etc.) Upgrade

# Stranahan High School

## Completed

Project	Original Program Year	Program Years 1-5	Program Year 6 (FY20)	Program Year 7 (FY21)	Program Year 8 (FY22)	Total	Scope
SMART	Yr2	305,000				305,000	Additional computers to close computer gap
Completed Sub-Total		3,227,790	0	0	0	3,227,790	
School Total		38,494,367	0	0	0	38,494,367	



# Sunland Park Academy

## Adopted District Educational Facilities Plan

Project	Original Program Year	Program Years 1-5	Program Year 6 (FY20)	Program Year 7 (FY21)	Program Year 8 (FY22)	Total	Scope
There are no active DEFP projects for this location.						0	

### SMART Program

Project	Original Program Year	Program Years 1-5	Program Year 6 (FY20)	Program Year 7 (FY21)	Program Year 8 (FY22)	Total	Scope
Safety & Security	Yr2	294,000				294,000	Fire Alarm
Renovation	Yr1	204,000				204,000	Building Envelope Improvements (Roof, Window, Ext Wall, etc.)
Renovation	Yr5	881,100				881,100	Additional funding for approved scope
SMART Program Sub-Total		1,379,100	0	0	0	1,379,100	

### Completed

Project	Original Program Year	Program Years 1-5	Program Year 6 (FY20)	Program Year 7 (FY21)	Program Year 8 (FY22)	Total	Scope
SMART	Yr1	50,000				50,000	Music Equipment Replacement
SMART	Yr3	6,000				6,000	CAT 6 Data port Upgrade
SMART	Yr1	100,000				100,000	School Choice Enhancement
SMART	Yr3	20,000				20,000	Wireless Network Upgrade
SMART	Yr3	29,000				29,000	Additional computers to close computer gap
Completed Sub-Total		205,000	0	0	0	205,000	

School Total		1,584,100	0	0	0	1,584,100	
--------------	--	-----------	---	---	---	-----------	--

# Sunrise Middle School

## Adopted District Educational Facilities Plan

Project	Original Program Year	Program Years 1-5	Program Year 6 (FY20)	Program Year 7 (FY21)	Program Year 8 (FY22)	Total	Scope
There are no active DEFP projects for this location.						0	

### SMART Program

Project	Original Program Year	Program Years 1-5	Program Year 6 (FY20)	Program Year 7 (FY21)	Program Year 8 (FY22)	Total	Scope
Safety & Security	Yr1	12,000				12,000	Fire Sprinklers
Safety & Security	Yr3	81,000				81,000	Safety / Security Upgrade
Renovation	Yr3	424,000				424,000	Electrical Improvements
Renovation	Yr3	118,000				118,000	HVAC Improvements
Renovation	Yr2	2,071,000				2,071,000	Building Envelope Improvements (Roof, Window, Ext Wall, etc.)
Renovation	Yr6		3,950,050			3,950,050	Additional funding for approved scope
SMART Program Sub-Total		2,706,000	3,950,050	0	0	6,656,050	

### Completed

Project	Original Program Year	Program Years 1-5	Program Year 6 (FY20)	Program Year 7 (FY21)	Program Year 8 (FY22)	Total	Scope
SMART	Yr1	100,000				100,000	Music Equipment Replacement
SMART	Yr3	110,000				110,000	Wireless Network Upgrade
SMART	Yr1	100,000				100,000	School Choice Enhancement
SMART	Yr3	22,000				22,000	CAT 6 Data port Upgrade
SMART	Yr3	185,000				185,000	Additional computers to close computer gap
Completed Sub-Total		517,000	0	0	0	517,000	

School Total		3,223,000	3,950,050	0	0	7,173,050	
--------------	--	-----------	-----------	---	---	-----------	--

# Sunset Lakes Elementary School

## Adopted District Educational Facilities Plan

Project	Original Program Year	Program Years 1-5	Program Year 6 (FY20)	Program Year 7 (FY21)	Program Year 8 (FY22)	Total	Scope
There are no active DEFP projects for this location.						0	

### SMART Program

Project	Original Program Year	Program Years 1-5	Program Year 6 (FY20)	Program Year 7 (FY21)	Program Year 8 (FY22)	Total	Scope
Renovation	Yr3	232,887	620,113			853,000	Building Envelope Improvements (Roof, Window, Ext Wall, etc.)
Renovation	Yr3	97,742	260,258			358,000	HVAC Improvements
Renovation	Yr6		1,780,500			1,780,500	Additional funding for approved scope
SMART Program Sub-Total		330,629	2,660,871	0	0	2,991,500	

### Completed

Project	Original Program Year	Program Years 1-5	Program Year 6 (FY20)	Program Year 7 (FY21)	Program Year 8 (FY22)	Total	Scope
SMART	Yr3	50,000				50,000	Music Equipment Replacement
SMART	Yr2	74,000				74,000	Wireless Network Upgrade
SMART	Yr2	8,000				8,000	CAT 6 Data port Upgrade
SMART	Yr1	100,000				100,000	School Choice Enhancement
SMART	Yr2	9,000				9,000	Technology Infrastructure (Servers, Racks, etc.) Upgrade
SMART	Yr2	195,000				195,000	Additional computers to close computer gap
Completed Sub-Total		436,000	0	0	0	436,000	

School Total		766,629	2,660,871	0	0	3,427,500	
--------------	--	---------	-----------	---	---	-----------	--

# Sunshine Elementary School

## Adopted District Educational Facilities Plan

Project	Original Program Year	Program Years 1-5	Program Year 6 (FY20)	Program Year 7 (FY21)	Program Year 8 (FY22)	Total	Scope
There are no active DEFP projects for this location.						0	

### SMART Program

Project	Original Program Year	Program Years 1-5	Program Year 6 (FY20)	Program Year 7 (FY21)	Program Year 8 (FY22)	Total	Scope
Safety & Security	Yr4	149,115	382,885			532,000	Fire Sprinklers
Safety & Security	Yr4	14,295	36,705			51,000	Fire Alarm
Renovation	Yr5	100,000				100,000	School Choice Enhancement
Renovation	Yr4	59,142	151,858			211,000	Building Envelope Improvements (Roof, Window, Ext Wall, etc.)
Renovation	Yr4	104,268	267,732			372,000	HVAC Improvements
SMART Program Sub-Total		426,820	839,180	0	0	1,266,000	

### Completed

Project	Original Program Year	Program Years 1-5	Program Year 6 (FY20)	Program Year 7 (FY21)	Program Year 8 (FY22)	Total	Scope
SMART	Yr3	50,000				50,000	Music Equipment Replacement
SMART	Yr2	19,000				19,000	CAT 6 Data port Upgrade
SMART	Yr2	75,000				75,000	Wireless Network Upgrade
SMART	Yr2	190,000				190,000	Additional computers to close computer gap
Completed Sub-Total		334,000	0	0	0	334,000	

School Total		760,820	839,180	0	0	1,600,000	
--------------	--	---------	---------	---	---	-----------	--

# Tamarac Elementary School

## Adopted District Educational Facilities Plan

Project	Original Program Year	Program Years 1-5	Program Year 6 (FY20)	Program Year 7 (FY21)	Program Year 8 (FY22)	Total	Scope
There are no active DEFP projects for this location.						0	

### SMART Program

Project	Original Program Year	Program Years 1-5	Program Year 6 (FY20)	Program Year 7 (FY21)	Program Year 8 (FY22)	Total	Scope
Safety & Security	Yr2	854,000				854,000	Fire Sprinklers
Renovation	Yr3	205,000				205,000	Building Envelope Improvements (Roof, Window, Ext Wall, etc.)
Renovation	Yr1	2,132,000				2,132,000	HVAC Improvements
Renovation	Yr4	295,000				295,000	Media Center improvements
Renovation	Yr5	-727,343				-727,343	Funding reduced for construction bid award. Savings returned to the SMART Program Reserve.
SMART Program Sub-Total		2,758,657	0	0	0	2,758,657	

### Completed

Project	Original Program Year	Program Years 1-5	Program Year 6 (FY20)	Program Year 7 (FY21)	Program Year 8 (FY22)	Total	Scope
SMART	Yr3	50,000				50,000	Music Equipment Replacement
SMART	Yr2	17,000				17,000	CAT 6 Data port Upgrade
SMART	Yr1	100,000				100,000	School Choice Enhancement
SMART	Yr2	117,000				117,000	Wireless Network Upgrade
SMART	Yr2	251,000				251,000	Additional computers to close computer gap
SMART	Yr2	26,000				26,000	Technology Infrastructure (Servers, Racks, etc.) Upgrade
Completed Sub-Total		561,000	0	0	0	561,000	

School Total	3,319,657	0	0	0	3,319,657	
--------------	-----------	---	---	---	-----------	--

# Taravella, J.P. High School

## Adopted District Educational Facilities Plan

Project	Original Program Year	Program Years 1-5	Program Year 6 (FY20)	Program Year 7 (FY21)	Program Year 8 (FY22)	Total	Scope
ADA	Yr1	458,554				458,554	ADA Restrooms
DEFP Program Sub-Total		458,554	0	0	0	458,554	

## SMART Program

Project	Original Program Year	Program Years 1-5	Program Year 6 (FY20)	Program Year 7 (FY21)	Program Year 8 (FY22)	Total	Scope
Safety & Security	Yr4	611,950	1,624,050			2,236,000	Fire Sprinklers
Safety & Security	Yr4	17,789	47,211			65,000	Safety / Security Upgrade
Renovation	Yr4	394,375	1,046,625			1,441,000	Building Envelope Improvements (Roof, Window, Ext Wall, etc.)
Renovation	Yr4	1,586,802	4,211,198			5,798,000	HVAC Improvements
Renovation	Yr4	111,114	294,886			406,000	Media Center improvements
Renovation	Yr4	100,000				100,000	School Choice Enhancement
Renovation	Yr4	285,723	758,277			1,044,000	STEM Lab improvements
SMART Program Sub-Total		3,107,753	7,982,247	0	0	11,090,000	

## Completed

Project	Original Program Year	Program Years 1-5	Program Year 6 (FY20)	Program Year 7 (FY21)	Program Year 8 (FY22)	Total	Scope
SMART	Yr3	300,000				300,000	Music Equipment Replacement
SMART	Yr4	121,000				121,000	Weight Room Renovation
SMART	Yr2	300,000				300,000	Track Resurfacing
SMART	Yr1	20,000				20,000	CAT 6 Data port Upgrade
SMART	Yr1	113,000				113,000	Wireless Network Upgrade
SMART	Yr1	788,000				788,000	Additional computers to close computer gap
SMART	Yr1	429,000				429,000	Technology Infrastructure (Servers, Racks, etc.) Upgrade
Completed Sub-Total		2,071,000	0	0	0	2,071,000	

School Total		5,637,307	7,982,247	0	0	13,619,554	
--------------	--	-----------	-----------	---	---	------------	--

# Tedder Elementary School

## Adopted District Educational Facilities Plan

Project	Original Program Year	Program Years 1-5	Program Year 6 (FY20)	Program Year 7 (FY21)	Program Year 8 (FY22)	Total	Scope
There are no active DEFP projects for this location.						0	

### SMART Program

Project	Original Program Year	Program Years 1-5	Program Year 6 (FY20)	Program Year 7 (FY21)	Program Year 8 (FY22)	Total	Scope
Safety & Security	Yr2	77,389	216,611			294,000	Fire Alarm
Safety & Security	Yr2	56,594	158,406			215,000	Fire Sprinklers
Athletics	Yr2	3,685	10,315			14,000	PE/Athletic Improvements
Renovation	Yr2	439,851	1,231,149			1,671,000	Building Envelope Improvements (Roof, Window, Ext Wall, etc.)
Renovation	Yr2	261,647	732,353			994,000	HVAC Improvements
Renovation	Yr6		1,027,616			1,027,616	Additional funding for approved scope
SMART Program Sub-Total		839,166	3,376,450	0	0	4,215,616	

### Completed

Project	Original Program Year	Program Years 1-5	Program Year 6 (FY20)	Program Year 7 (FY21)	Program Year 8 (FY22)	Total	Scope
SMART	Yr1	50,000				50,000	Music Equipment Replacement
SMART	Yr3	5,000				5,000	CAT 6 Data port Upgrade
SMART	Yr2	100,000				100,000	School Choice Enhancement
SMART	Yr3	50,000				50,000	Wireless Network Upgrade
SMART	Yr3	90,000				90,000	Additional computers to close computer gap
Completed Sub-Total		295,000	0	0	0	295,000	

School Total		1,134,166	3,376,450	0	0	4,510,616	
--------------	--	-----------	-----------	---	---	-----------	--

# Tequesta Trace Middle School

## Adopted District Educational Facilities Plan

Project	Original Program Year	Program Years 1-5	Program Year 6 (FY20)	Program Year 7 (FY21)	Program Year 8 (FY22)	Total	Scope
Renovation	Yr7			510,000		510,000	Covered Walkway
DEFP Program Sub-Total		0	0	510,000	0	510,000	

## SMART Program

Project	Original Program Year	Program Years 1-5	Program Year 6 (FY20)	Program Year 7 (FY21)	Program Year 8 (FY22)	Total	Scope
Safety & Security	Yr4	156,064		305,936		462,000	Fire Alarm
Safety & Security	Yr1	5,067		9,933		15,000	Fire Sprinklers
Renovation	Yr4	89,517		175,483		265,000	Electrical Improvements
Renovation	Yr4	224,975		441,025		666,000	HVAC Improvements
Renovation	Yr4	100,000				100,000	School Choice Enhancement
Renovation	Yr4	636,077		1,246,923		1,883,000	Building Envelope Improvements (Roof, Window, Ext Wall, etc.)
SMART Program Sub-Total		1,211,700	0	2,179,300	0	3,391,000	

## Completed

Project	Original Program Year	Program Years 1-5	Program Year 6 (FY20)	Program Year 7 (FY21)	Program Year 8 (FY22)	Total	Scope
SMART	Yr2	100,000				100,000	Music Equipment Replacement
SMART	Yr3	56,000				56,000	Wireless Network Upgrade
SMART	Yr3	16,000				16,000	CAT 6 Data port Upgrade
SMART	Yr3	204,000				204,000	Additional computers to close computer gap
SMART	Yr3	166,000				166,000	Technology Infrastructure (Servers, Racks, etc.) Upgrade
Completed Sub-Total		542,000	0	0	0	542,000	

School Total		1,753,700	0	2,689,300	0	4,443,000	
--------------	--	-----------	---	-----------	---	-----------	--



## The Quest Center

### Adopted District Educational Facilities Plan

Project	Original Program Year	Program Years 1-5	Program Year 6 (FY20)	Program Year 7 (FY21)	Program Year 8 (FY22)	Total	Scope
There are no active DEFP projects for this location.						0	

### SMART Program

Project	Original Program Year	Program Years 1-5	Program Year 6 (FY20)	Program Year 7 (FY21)	Program Year 8 (FY22)	Total	Scope
Safety & Security	Yr3	377,000				377,000	Fire Alarm
Safety & Security	Yr3	84,000				84,000	Safety / Security Upgrade
Renovation	Yr3	293,000				293,000	Electrical Improvements
Renovation	Yr1	934,000				934,000	HVAC Improvements
Renovation	Yr1	100,000				100,000	School Choice Enhancement
SMART Program Sub-Total		1,788,000	0	0	0	1,788,000	

### Completed

Project	Original Program Year	Program Years 1-5	Program Year 6 (FY20)	Program Year 7 (FY21)	Program Year 8 (FY22)	Total	Scope
SMART	Yr2	50,000				50,000	Music Equipment Replacement
SMART	Yr3	54,000				54,000	Wireless Network Upgrade
SMART	Yr3	22,000				22,000	Additional computers to close computer gap
Completed Sub-Total		126,000	0	0	0	126,000	

School Total		1,914,000	0	0	0	1,914,000	
--------------	--	-----------	---	---	---	-----------	--

# Thurgood Marshall Elementary School

## Adopted District Educational Facilities Plan

Project	Original Program Year	Program Years 1-5	Program Year 6 (FY20)	Program Year 7 (FY21)	Program Year 8 (FY22)	Total	Scope
ADA	Yr1	53,736				53,736	ADA Restrooms
DEFP Program Sub-Total		53,736	0	0	0	53,736	

## SMART Program

Project	Original Program Year	Program Years 1-5	Program Year 6 (FY20)	Program Year 7 (FY21)	Program Year 8 (FY22)	Total	Scope
Renovation	Yr4	202,713	639,287			842,000	Building Envelope Improvements (Roof, Window, Ext Wall, etc.)
Renovation	Yr4	265,789	838,211			1,104,000	HVAC Improvements
Renovation	Yr5	100,000				100,000	School Choice Enhancement
SMART Program Sub-Total		568,502	1,477,498	0	0	2,046,000	

## Completed

Project	Original Program Year	Program Years 1-5	Program Year 6 (FY20)	Program Year 7 (FY21)	Program Year 8 (FY22)	Total	Scope
SMART	Yr1	50,000				50,000	Music Equipment Replacement
SMART	Yr2	19,000				19,000	CAT 6 Data port Upgrade
SMART	Yr2	30,000				30,000	Wireless Network Upgrade
SMART	Yr2	100,000				100,000	Additional computers to close computer gap
Completed Sub-Total		199,000	0	0	0	199,000	

School Total		821,238	1,477,498	0	0	2,298,736	
--------------	--	---------	-----------	---	---	-----------	--

# Tradewinds Elementary School

## Adopted District Educational Facilities Plan

Project	Original Program Year	Program Years 1-5	Program Year 6 (FY20)	Program Year 7 (FY21)	Program Year 8 (FY22)	Total	Scope
There are no active DEFP projects for this location.						0	

### SMART Program

Project	Original Program Year	Program Years 1-5	Program Year 6 (FY20)	Program Year 7 (FY21)	Program Year 8 (FY22)	Total	Scope
Music & Art	Yr4	44,894	91,106			136,000	Music Room Renovation
Music & Art	Yr4	55,787	113,213			169,000	Conversion of Existing Space to Music and/or Art Lab(s)
Athletics	Yr4	2,311	4,689			7,000	PE/Athletic Improvements
Renovation	Yr5	100,000				100,000	School Choice Enhancement
Renovation	Yr4	64,039	129,961			194,000	HVAC Improvements
Renovation	Yr4	397,770	807,230			1,205,000	Building Envelope Improvements (Roof, Window, Ext Wall, etc.)
SMART Program Sub-Total		664,801	1,146,199	0	0	1,811,000	

### Completed

Project	Original Program Year	Program Years 1-5	Program Year 6 (FY20)	Program Year 7 (FY21)	Program Year 8 (FY22)	Total	Scope
SMART	Yr3	50,000				50,000	Music Equipment Replacement
SMART	Yr2	11,000				11,000	CAT 6 Data port Upgrade
SMART	Yr2	95,000				95,000	Wireless Network Upgrade
SMART	Yr2	314,000				314,000	Additional computers to close computer gap
SMART	Yr2	4,000				4,000	Technology Infrastructure (Servers, Racks, etc.) Upgrade
Completed Sub-Total		474,000	0	0	0	474,000	

School Total	1,138,801	1,146,199	0	0	0	2,285,000	
--------------	-----------	-----------	---	---	---	-----------	--

# Tropical Elementary School

## Adopted District Educational Facilities Plan

Project	Original Program Year	Program Years 1-5	Program Year 6 (FY20)	Program Year 7 (FY21)	Program Year 8 (FY22)	Total	Scope
There are no active DEFP projects for this location.						0	

### SMART Program

Project	Original Program Year	Program Years 1-5	Program Year 6 (FY20)	Program Year 7 (FY21)	Program Year 8 (FY22)	Total	Scope
Safety & Security	Yr2	69,999	182,001			252,000	Fire Alarm
Safety & Security	Yr2	9,167	23,833			33,000	Fire Sprinklers
Music & Art	Yr4	46,944	122,056			169,000	Conversion of Existing Space to Music and/or Art Lab(s)
Renovation	Yr1	46,111	119,889			166,000	HVAC Improvements
Renovation	Yr4	65,832	171,168			237,000	Media Center improvements
Renovation	Yr1	100,000				100,000	School Choice Enhancement
Renovation	Yr3	15,277	39,723			55,000	Building Envelope Improvements (Roof, Window, Ext Wall, etc.)
SMART Program Sub-Total		353,330	658,670	0	0	1,012,000	

### Completed

Project	Original Program Year	Program Years 1-5	Program Year 6 (FY20)	Program Year 7 (FY21)	Program Year 8 (FY22)	Total	Scope
SMART	Yr3	50,000				50,000	Music Equipment Replacement
SMART	Yr3	8,000				8,000	CAT 6 Data port Upgrade
SMART	Yr3	76,000				76,000	Wireless Network Upgrade
SMART	Yr3	132,000				132,000	Additional computers to close computer gap
SMART	Yr3	66,000				66,000	Technology Infrastructure (Servers, Racks, etc.) Upgrade
Completed Sub-Total		332,000	0	0	0	332,000	

School Total		685,330	658,670	0	0	1,344,000	
--------------	--	---------	---------	---	---	-----------	--

## Twin Lakes Annex

### Adopted District Educational Facilities Plan

Project	Original Program Year	Program Years 1-5	Program Year 6 (FY20)	Program Year 7 (FY21)	Program Year 8 (FY22)	Total	Scope
Building Envelope	Yr1	2,063,139				2,063,139	Reroof Bldg. 1
DEFP Program Sub-Total		2,063,139	0	0	0	2,063,139	

### SMART Program

Project	Original Program Year	Program Years 1-5	Program Year 6 (FY20)	Program Year 7 (FY21)	Program Year 8 (FY22)	Total	Scope
There are no SMART Program projects for this location.						0	

### Completed

Project	Original Program Year	Program Years 1-5	Program Year 6 (FY20)	Program Year 7 (FY21)	Program Year 8 (FY22)	Total	Scope
DEFP	Yr1	34,750				34,750	Replace existing underground waste oil tank with a 550 Gal. above ground tank. Cut and cap existing waste oil piping. Includes soil testing and Closure Forms submittal to Broward County Environmental Protection Department.
Completed Sub-Total		34,750	0	0	0	34,750	
School Total		2,097,889	0	0	0	2,097,889	

# Village Elementary School

## Adopted District Educational Facilities Plan

Project	Original Program Year	Program Years 1-5	Program Year 6 (FY20)	Program Year 7 (FY21)	Program Year 8 (FY22)	Total	Scope
There are no active DEFP projects for this location.						0	

### SMART Program

Project	Original Program Year	Program Years 1-5	Program Year 6 (FY20)	Program Year 7 (FY21)	Program Year 8 (FY22)	Total	Scope
Safety & Security	Yr2	98,975	194,025			293,000	Fire Alarm
Safety & Security	Yr2	102,691	201,309			304,000	Fire Sprinklers
Renovation	Yr3	27,362	53,638			81,000	Building Envelope Improvements (Roof, Window, Ext Wall, etc.)
Renovation	Yr3	50,670	99,330			150,000	HVAC Improvements
Renovation	Yr3	59,115	115,885			175,000	Media Center improvements
SMART Program Sub-Total		338,813	664,187	0	0	1,003,000	

### Completed

Project	Original Program Year	Program Years 1-5	Program Year 6 (FY20)	Program Year 7 (FY21)	Program Year 8 (FY22)	Total	Scope
SMART	Yr3	50,000				50,000	Music Equipment Replacement
SMART	Yr2	36,000				36,000	Wireless Network Upgrade
SMART	Yr2	5,000				5,000	CAT 6 Data port Upgrade
SMART	Yr1	100,000				100,000	School Choice Enhancement
SMART	Yr2	181,000				181,000	Additional computers to close computer gap
Completed Sub-Total		372,000	0	0	0	372,000	

School Total		710,813	664,187	0	0	1,375,000	
--------------	--	---------	---------	---	---	-----------	--

# Walker Elementary School

## Adopted District Educational Facilities Plan

Project	Original Program Year	Program Years 1-5	Program Year 6 (FY20)	Program Year 7 (FY21)	Program Year 8 (FY22)	Total	Scope
There are no active DEFP projects for this location.						0	

### SMART Program

Project	Original Program Year	Program Years 1-5	Program Year 6 (FY20)	Program Year 7 (FY21)	Program Year 8 (FY22)	Total	Scope
Safety & Security	Yr2	294,000				294,000	Fire Alarm
Renovation	Yr2	917,000				917,000	HVAC Improvements
Renovation	Yr3	380,000				380,000	Building Envelope Improvements (Roof, Window, Ext Wall, etc.)
Renovation	Yr5	1,837,090				1,837,090	Additional funding for approved scope
SMART Program Sub-Total		3,428,090	0	0	0	3,428,090	

### Completed

Project	Original Program Year	Program Years 1-5	Program Year 6 (FY20)	Program Year 7 (FY21)	Program Year 8 (FY22)	Total	Scope
SMART	Yr1	50,000				50,000	Music Equipment Replacement
SMART	Yr2	21,000				21,000	CAT 6 Data port Upgrade
SMART	Yr1	100,000				100,000	School Choice Enhancement
SMART	Yr2	43,000				43,000	Wireless Network Upgrade
SMART	Yr2	69,000				69,000	Additional computers to close computer gap
Completed Sub-Total		283,000	0	0	0	283,000	

School Total	3,711,090	0	0	0	3,711,090	
--------------	-----------	---	---	---	-----------	--

# Watkins Elementary School

## Adopted District Educational Facilities Plan

Project	Original Program Year	Program Years 1-5	Program Year 6 (FY20)	Program Year 7 (FY21)	Program Year 8 (FY22)	Total	Scope
There are no active DEFP projects for this location.						0	

### SMART Program

Project	Original Program Year	Program Years 1-5	Program Year 6 (FY20)	Program Year 7 (FY21)	Program Year 8 (FY22)	Total	Scope
Safety & Security	Yr4	7,099	18,901			26,000	Fire Sprinklers
Renovation	Yr5	100,000				100,000	School Choice Enhancement
Renovation	Yr4	244,354	650,646			895,000	Building Envelope Improvements (Roof, Window, Ext Wall, etc.)
SMART Program Sub-Total		351,453	669,547	0	0	1,021,000	

### Completed

Project	Original Program Year	Program Years 1-5	Program Year 6 (FY20)	Program Year 7 (FY21)	Program Year 8 (FY22)	Total	Scope
SMART	Yr3	50,000				50,000	Music Equipment Replacement
DEFP	Yr1	50,000				50,000	Installation of new dedicated split DX AC unit in Building 1 Room 103F to provide better climate control.
SMART	Yr2	12,000				12,000	CAT 6 Data port Upgrade
SMART	Yr2	34,000				34,000	Wireless Network Upgrade
SMART	Yr2	153,000				153,000	Additional computers to close computer gap
SMART	Yr2	9,000				9,000	Technology Infrastructure (Servers, Racks, etc.) Upgrade
Completed Sub-Total		308,000	0	0	0	308,000	

School Total		659,453	669,547	0	0	1,329,000	
--------------	--	---------	---------	---	---	-----------	--



# Welleby Elementary School

## Adopted District Educational Facilities Plan

Project	Original Program Year	Program Years 1-5	Program Year 6 (FY20)	Program Year 7 (FY21)	Program Year 8 (FY22)	Total	Scope
There are no active DEFP projects for this location.						0	

### SMART Program

Project	Original Program Year	Program Years 1-5	Program Year 6 (FY20)	Program Year 7 (FY21)	Program Year 8 (FY22)	Total	Scope
Safety & Security	Yr4	218,063	616,937			835,000	Fire Sprinklers
Safety & Security	Yr4	76,518	216,482			293,000	Fire Alarm
Renovation	Yr5	100,000				100,000	School Choice Enhancement
Renovation	Yr4	233,993	662,007			896,000	Building Envelope Improvements (Roof, Window, Ext Wall, etc.)
Renovation	Yr4	128,226	362,774			491,000	HVAC Improvements
Renovation	Yr4	67,900	192,100			260,000	Electrical Improvements
SMART Program Sub-Total		824,700	2,050,300	0	0	2,875,000	

### Completed

Project	Original Program Year	Program Years 1-5	Program Year 6 (FY20)	Program Year 7 (FY21)	Program Year 8 (FY22)	Total	Scope
SMART	Yr3	50,000				50,000	Music Equipment Replacement
SMART	Yr2	86,000				86,000	Wireless Network Upgrade
SMART	Yr2	17,000				17,000	CAT 6 Data port Upgrade
SMART	Yr2	82,000				82,000	Technology Infrastructure (Servers, Racks, etc.) Upgrade
SMART	Yr2	166,000				166,000	Additional computers to close computer gap
Completed Sub-Total		401,000	0	0	0	401,000	

School Total		1,225,700	2,050,300	0	0	3,276,000	
--------------	--	-----------	-----------	---	---	-----------	--

# West Broward High School

## Adopted District Educational Facilities Plan

Project	Original Program Year	Program Years 1-5	Program Year 6 (FY20)	Program Year 7 (FY21)	Program Year 8 (FY22)	Total	Scope
There are no active DEFP projects for this location.						0	

### SMART Program

Project	Original Program Year	Program Years 1-5	Program Year 6 (FY20)	Program Year 7 (FY21)	Program Year 8 (FY22)	Total	Scope
Renovation	Yr5	438,000				438,000	HVAC Improvements
SMART Program Sub-Total		438,000	0	0	0	438,000	

### Completed

Project	Original Program Year	Program Years 1-5	Program Year 6 (FY20)	Program Year 7 (FY21)	Program Year 8 (FY22)	Total	Scope
SMART	Yr3	300,000				300,000	Music Equipment Replacement
SMART	Yr4	121,000				121,000	Weight Room Renovation
SMART	Yr3	300,000				300,000	Track Resurfacing
SMART	Yr2	55,000				55,000	CAT 6 Data port Upgrade
SMART	Yr1	100,000				100,000	School Choice Enhancement
SMART	Yr2	28,000				28,000	Wireless Network Upgrade
SMART	Yr2	683,000				683,000	Additional computers to close computer gap
Completed Sub-Total		1,587,000	0	0	0	1,587,000	

School Total	2,025,000	0	0	0	2,025,000	
--------------	-----------	---	---	---	-----------	--

# West Hollywood Elementary School

## Adopted District Educational Facilities Plan

Project	Original Program Year	Program Years 1-5	Program Year 6 (FY20)	Program Year 7 (FY21)	Program Year 8 (FY22)	Total	Scope
There are no active DEFP projects for this location.						0	

### SMART Program

Project	Original Program Year	Program Years 1-5	Program Year 6 (FY20)	Program Year 7 (FY21)	Program Year 8 (FY22)	Total	Scope
Safety & Security	Yr2	294,000				294,000	Fire Alarm
Renovation	Yr3	741,000				741,000	Building Envelope Improvements (Roof, Window, Ext Wall, etc.)
Renovation	Yr1	1,644,000				1,644,000	HVAC Improvements
Renovation	Yr5	1,231,160				1,231,160	Additional funding for approved scope
SMART Program Sub-Total		3,910,160	0	0	0	3,910,160	

### Completed

Project	Original Program Year	Program Years 1-5	Program Year 6 (FY20)	Program Year 7 (FY21)	Program Year 8 (FY22)	Total	Scope
SMART	Yr2	50,000				50,000	Music Equipment Replacement
SMART	Yr3	12,000				12,000	CAT 6 Data port Upgrade
SMART	Yr1	100,000				100,000	School Choice Enhancement
SMART	Yr3	27,000				27,000	Wireless Network Upgrade
SMART	Yr3	141,000				141,000	Additional computers to close computer gap
Completed Sub-Total		330,000	0	0	0	330,000	

School Total	4,240,160	0	0	0	4,240,160	
--------------	-----------	---	---	---	-----------	--

# Westchester Elementary School

## Adopted District Educational Facilities Plan

Project	Original Program Year	Program Years 1-5	Program Year 6 (FY20)	Program Year 7 (FY21)	Program Year 8 (FY22)	Total	Scope
ADA	Yr1	1,797,142				1,797,142	ADA Restrooms, Replace Fire Alarm, Drainage Improvements
DEFP Program Sub-Total		1,797,142	0	0	0	1,797,142	

## SMART Program

Project	Original Program Year	Program Years 1-5	Program Year 6 (FY20)	Program Year 7 (FY21)	Program Year 8 (FY22)	Total	Scope
Safety & Security	Yr2	772,000				772,000	Fire Sprinklers
Renovation	Yr3	182,000				182,000	Building Envelope Improvements (Roof, Window, Ext Wall, etc.)
Renovation	Yr3	263,000				263,000	Electrical Improvements
Renovation	Yr1	323,000				323,000	HVAC Improvements
Renovation	Yr3	208,000				208,000	Media Center improvements
SMART Program Sub-Total		1,748,000	0	0	0	1,748,000	

## Completed

Project	Original Program Year	Program Years 1-5	Program Year 6 (FY20)	Program Year 7 (FY21)	Program Year 8 (FY22)	Total	Scope
SMART	Yr3	50,000				50,000	Music Equipment Replacement
SMART	Yr2	19,000				19,000	CAT 6 Data port Upgrade
SMART	Yr1	100,000				100,000	School Choice Enhancement
SMART	Yr2	104,000				104,000	Wireless Network Upgrade
SMART	Yr2	205,000				205,000	Additional computers to close computer gap
SMART	Yr2	52,000				52,000	Technology Infrastructure (Servers, Racks, etc.) Upgrade
Completed Sub-Total		530,000	0	0	0	530,000	

School Total		4,075,142	0	0	0	4,075,142	
--------------	--	-----------	---	---	---	-----------	--

# Western High School

## Adopted District Educational Facilities Plan

Project	Original Program Year	Program Years 1-5	Program Year 6 (FY20)	Program Year 7 (FY21)	Program Year 8 (FY22)	Total	Scope
There are no active DEFP projects for this location.						0	

### SMART Program

Project	Original Program Year	Program Years 1-5	Program Year 6 (FY20)	Program Year 7 (FY21)	Program Year 8 (FY22)	Total	Scope
Safety & Security	Yr4	25,446	66,554			92,000	Safety / Security Upgrade
Renovation	Yr4	354,027	925,973			1,280,000	STEM Lab improvements
Renovation	Yr4	89,890	235,110			325,000	Electrical Improvements
Renovation	Yr4	545,146	1,425,854			1,971,000	HVAC Improvements
Renovation	Yr4	114,505	299,495			414,000	Media Center improvements
Renovation	Yr4	39,827	104,173			144,000	Building Envelope Improvements (Roof, Window, Ext Wall, etc.)
SMART Program Sub-Total		1,168,841	3,057,159	0	0	4,226,000	

### Completed

Project	Original Program Year	Program Years 1-5	Program Year 6 (FY20)	Program Year 7 (FY21)	Program Year 8 (FY22)	Total	Scope
SMART	Yr3	300,000				300,000	Music Equipment Replacement
SMART	Yr4	121,000				121,000	Weight Room Renovation
SMART	Yr1	300,000				300,000	Track Resurfacing
SMART	Yr4	100,000				100,000	School Choice Enhancement
SMART	Yr1	92,000				92,000	Wireless Network Upgrade
SMART	Yr1	49,000				49,000	CAT 6 Data port Upgrade
SMART	Yr1	668,000				668,000	Additional computers to close computer gap
SMART	Yr1	297,000				297,000	Technology Infrastructure (Servers, Racks, etc.) Upgrade
Completed Sub-Total		1,927,000	0	0	0	1,927,000	

School Total	3,095,841	3,057,159	0	0	0	6,153,000	
--------------	-----------	-----------	---	---	---	-----------	--

# Westglades Middle School

## Adopted District Educational Facilities Plan

Project	Original Program Year	Program Years 1-5	Program Year 6 (FY20)	Program Year 7 (FY21)	Program Year 8 (FY22)	Total	Scope
Renovation	Yr3	847,000				847,000	Covered Walkway
DEFP Program Sub-Total		847,000	0	0	0	847,000	

## SMART Program

Project	Original Program Year	Program Years 1-5	Program Year 6 (FY20)	Program Year 7 (FY21)	Program Year 8 (FY22)	Total	Scope
Renovation	Yr4	740,892		2,096,108		2,837,000	Building Envelope Improvements (Roof, Window, Ext Wall, etc.)
SMART Program Sub-Total		740,892	0	2,096,108	0	2,837,000	

## Completed

Project	Original Program Year	Program Years 1-5	Program Year 6 (FY20)	Program Year 7 (FY21)	Program Year 8 (FY22)	Total	Scope
SMART	Yr2	100,000				100,000	Music Equipment Replacement
DEFP	Yr1	283,200				283,200	School Zone Traffic Signalization
SMART	Yr3	25,000				25,000	CAT 6 Data port Upgrade
SMART	Yr5	100,000				100,000	School Choice Enhancement
SMART	Yr3	304,000				304,000	Additional computers to close computer gap
SMART	Yr3	215,000				215,000	Technology Infrastructure (Servers, Racks, etc.) Upgrade
Completed Sub-Total		1,027,200	0	0	0	1,027,200	

School Total		2,615,092	0	2,096,108	0	4,711,200	
--------------	--	-----------	---	-----------	---	-----------	--

# Westpine Middle School

## Adopted District Educational Facilities Plan

Project	Original Program Year	Program Years 1-5	Program Year 6 (FY20)	Program Year 7 (FY21)	Program Year 8 (FY22)	Total	Scope
There are no active DEFP projects for this location.						0	

### SMART Program

Project	Original Program Year	Program Years 1-5	Program Year 6 (FY20)	Program Year 7 (FY21)	Program Year 8 (FY22)	Total	Scope
Safety & Security	Yr4	5,067	9,933			15,000	Fire Sprinklers
Renovation	Yr4	697,895	1,368,105			2,066,000	Building Envelope Improvements (Roof, Window, Ext Wall, etc.)
Renovation	Yr4	68,911	135,089			204,000	HVAC Improvements
Renovation	Yr6		2,330,500			2,330,500	Additional funding for approved scope
SMART Program Sub-Total		771,873	3,843,627	0	0	4,615,500	

### Completed

Project	Original Program Year	Program Years 1-5	Program Year 6 (FY20)	Program Year 7 (FY21)	Program Year 8 (FY22)	Total	Scope
SMART	Yr2	100,000				100,000	Music Equipment Replacement
SMART	Yr3	17,000				17,000	CAT 6 Data port Upgrade
SMART	Yr4	100,000				100,000	School Choice Enhancement
SMART	Yr3	119,000				119,000	Wireless Network Upgrade
SMART	Yr3	236,000				236,000	Additional computers to close computer gap
SMART	Yr3	9,000				9,000	Technology Infrastructure (Servers, Racks, etc.) Upgrade
Completed Sub-Total		581,000	0	0	0	581,000	

School Total		1,352,873	3,843,627	0	0	5,196,500	
--------------	--	-----------	-----------	---	---	-----------	--

# Westwood Heights Elementary School

## Adopted District Educational Facilities Plan

Project	Original Program Year	Program Years 1-5	Program Year 6 (FY20)	Program Year 7 (FY21)	Program Year 8 (FY22)	Total	Scope
There are no active DEFP projects for this location.						0	

### SMART Program

Project	Original Program Year	Program Years 1-5	Program Year 6 (FY20)	Program Year 7 (FY21)	Program Year 8 (FY22)	Total	Scope
Renovation	Yr3	110,000				110,000	Media Center improvements
Renovation	Yr3	982,000				982,000	Building Envelope Improvements (Roof, Window, Ext Wall, etc.)
Renovation	Yr1	628,000				628,000	HVAC Improvements
Renovation	Yr5	2,517,269				2,517,269	Additional funding for approved scope
SMART Program Sub-Total		4,237,269	0	0	0	4,237,269	

### Completed

Project	Original Program Year	Program Years 1-5	Program Year 6 (FY20)	Program Year 7 (FY21)	Program Year 8 (FY22)	Total	Scope
SMART	Yr1	50,000				50,000	Music Equipment Replacement
SMART	Yr1	100,000				100,000	School Choice Enhancement
SMART	Yr3	34,000				34,000	Wireless Network Upgrade
SMART	Yr3	18,000				18,000	CAT 6 Data port Upgrade
SMART	Yr3	82,000				82,000	Additional computers to close computer gap
Completed Sub-Total		284,000	0	0	0	284,000	

School Total		4,521,269	0	0	0	4,521,269	
--------------	--	-----------	---	---	---	-----------	--



## Whiddon-Rogers Education Center

### Adopted District Educational Facilities Plan

Project	Original Program Year	Program Years 1-5	Program Year 6 (FY20)	Program Year 7 (FY21)	Program Year 8 (FY22)	Total	Scope
There are no active DEFP projects for this location.						0	

### SMART Program

Project	Original Program Year	Program Years 1-5	Program Year 6 (FY20)	Program Year 7 (FY21)	Program Year 8 (FY22)	Total	Scope
Safety & Security	Yr1	121,611	340,389			462,000	Fire Alarm
Renovation	Yr1	327,981	918,019			1,246,000	Building Envelope Improvements (Roof, Window, Ext Wall, etc.)
Renovation	Yr1	348,512	975,488			1,324,000	HVAC Improvements
Renovation	Yr1	37,378	104,622			142,000	Media Center improvements
Renovation	Yr1	138,194	386,806			525,000	Replacement of building 10
Renovation	Yr1	149,776	419,224			569,000	Replacement of building 11
Renovation	Yr1	131,350	367,650			499,000	Replacement of building 12
Renovation	Yr1	147,144	411,856			559,000	Replacement of building 13
SMART Program Sub-Total		1,401,946	3,924,054	0	0	5,326,000	

### Completed

Project	Original Program Year	Program Years 1-5	Program Year 6 (FY20)	Program Year 7 (FY21)	Program Year 8 (FY22)	Total	Scope
SMART	Yr2	50,000				50,000	Music Equipment Replacement
SMART	Yr3	32,000				32,000	CAT 6 Data port Upgrade
SMART	Yr1	100,000				100,000	School Choice Enhancement
SMART	Yr3	104,000				104,000	Wireless Network Upgrade
SMART	Yr3	50,000				50,000	Additional computers to close computer gap
SMART	Yr3	18,000				18,000	Technology Infrastructure (Servers, Racks, etc.) Upgrade
Completed Sub-Total		354,000	0	0	0	354,000	

School Total		1,755,946	3,924,054	0	0	5,680,000	
--------------	--	-----------	-----------	---	---	-----------	--

# Whispering Pines Education Center

## Adopted District Educational Facilities Plan

Project	Original Program Year	Program Years 1-5	Program Year 6 (FY20)	Program Year 7 (FY21)	Program Year 8 (FY22)	Total	Scope
There are no active DEFP projects for this location.						0	

### SMART Program

Project	Original Program Year	Program Years 1-5	Program Year 6 (FY20)	Program Year 7 (FY21)	Program Year 8 (FY22)	Total	Scope
Safety & Security	Yr4	2,872	8,128			11,000	Fire Sprinklers
Safety & Security	Yr4	120,653	341,347			462,000	Fire Alarm
Renovation	Yr5	100,000				100,000	School Choice Enhancement
Renovation	Yr4	206,311	583,689			790,000	HVAC Improvements
Renovation	Yr4	218,585	618,415			837,000	Building Envelope Improvements (Roof, Window, Ext Wall, etc.)
SMART Program Sub-Total		648,421	1,551,579	0	0	2,200,000	

### Completed

Project	Original Program Year	Program Years 1-5	Program Year 6 (FY20)	Program Year 7 (FY21)	Program Year 8 (FY22)	Total	Scope
SMART	Yr3	50,000				50,000	Music Equipment Replacement
DEFP	Yr1	566,466				566,466	ADA Restroom Renovation
SMART	Yr3	33,000				33,000	Wireless Network Upgrade
Completed Sub-Total		649,466	0	0	0	649,466	

School Total	1,297,887	1,551,579	0	0	2,849,466	
--------------	-----------	-----------	---	---	-----------	--

# Wilton Manors Elementary School

## Adopted District Educational Facilities Plan

Project	Original Program Year	Program Years 1-5	Program Year 6 (FY20)	Program Year 7 (FY21)	Program Year 8 (FY22)	Total	Scope
There are no active DEFP projects for this location.						0	

### SMART Program

Project	Original Program Year	Program Years 1-5	Program Year 6 (FY20)	Program Year 7 (FY21)	Program Year 8 (FY22)	Total	Scope
Safety & Security	Yr4	69,699	182,301			252,000	Fire Alarm
Renovation	Yr4	265,520	694,480			960,000	Building Envelope Improvements (Roof, Window, Ext Wall, etc.)
Renovation	Yr4	615,674	1,610,326			2,226,000	HVAC Improvements
Renovation	Yr4	100,000				100,000	School Choice Enhancement
SMART Program Sub-Total		1,050,893	2,487,107	0	0	3,538,000	

### Completed

Project	Original Program Year	Program Years 1-5	Program Year 6 (FY20)	Program Year 7 (FY21)	Program Year 8 (FY22)	Total	Scope
SMART	Yr1	50,000				50,000	Music Equipment Replacement
SMART	Yr2	16,000				16,000	CAT 6 Data port Upgrade
SMART	Yr2	24,000				24,000	Wireless Network Upgrade
SMART	Yr2	129,000				129,000	Additional computers to close computer gap
Completed Sub-Total		219,000	0	0	0	219,000	

School Total		1,269,893	2,487,107	0	0	3,757,000	
--------------	--	-----------	-----------	---	---	-----------	--

## Wingate Oaks Center

### Adopted District Educational Facilities Plan

Project	Original Program Year	Program Years 1-5	Program Year 6 (FY20)	Program Year 7 (FY21)	Program Year 8 (FY22)	Total	Scope
There are no active DEFP projects for this location.						0	

### SMART Program

Project	Original Program Year	Program Years 1-5	Program Year 6 (FY20)	Program Year 7 (FY21)	Program Year 8 (FY22)	Total	Scope
Safety & Security	Yr1	420,000				420,000	Fire Alarm
Renovation	Yr1	902,000				902,000	Building Envelope Improvements (Roof, Window, Ext Wall, etc.)
Renovation	Yr1	1,120,000				1,120,000	Replacement of HVAC equipment in buildings 1,2,4,5.
Renovation	Yr1	116,000				116,000	Media Center improvements
SMART Program Sub-Total		2,558,000	0	0	0	2,558,000	

### Completed

Project	Original Program Year	Program Years 1-5	Program Year 6 (FY20)	Program Year 7 (FY21)	Program Year 8 (FY22)	Total	Scope
SMART	Yr2	50,000				50,000	Music Equipment Replacement
SMART	Yr3	61,000				61,000	Wireless Network Upgrade
SMART	Yr1	100,000				100,000	School Choice Enhancement
SMART	Yr3	11,000				11,000	Additional computers to close computer gap
SMART	Yr3	103,000				103,000	Technology Infrastructure (Servers, Racks, etc.) Upgrade
Completed Sub-Total		325,000	0	0	0	325,000	

School Total		2,883,000	0	0	0	2,883,000	
--------------	--	-----------	---	---	---	-----------	--

# Winston Park Elementary School

## Adopted District Educational Facilities Plan

Project	Original Program Year	Program Years 1-5	Program Year 6 (FY20)	Program Year 7 (FY21)	Program Year 8 (FY22)	Total	Scope
There are no active DEFP projects for this location.						0	

### SMART Program

Project	Original Program Year	Program Years 1-5	Program Year 6 (FY20)	Program Year 7 (FY21)	Program Year 8 (FY22)	Total	Scope
Safety & Security	Yr4	213,885	605,115			819,000	Fire Sprinklers
Safety & Security	Yr3	269,771	763,229			1,033,000	HVAC Improvements
Music & Art	Yr4	35,517	100,483			136,000	Music Room Renovation
Music & Art	Yr4	16,975	48,025			65,000	Art Room Renovation and Equipment
Music & Art	Yr4	88,531	250,469			339,000	Conversion of Existing Space to Music and/or Art Lab(s)
Renovation	Yr4	75,473	213,527			289,000	Building Envelope Improvements (Roof, Window, Ext Wall, etc.)
Renovation	Yr6		-336,400			-336,400	Funding reduced for construction bid award. Savings returned to the SMART Program Reserve.
SMART Program Sub-Total		700,152	1,644,448	0	0	2,344,600	

### Completed

Project	Original Program Year	Program Years 1-5	Program Year 6 (FY20)	Program Year 7 (FY21)	Program Year 8 (FY22)	Total	Scope
SMART	Yr3	50,000				50,000	Music Equipment Replacement
SMART	Yr4	100,000				100,000	School Choice Enhancement
SMART	Yr2	19,000				19,000	CAT 6 Data port Upgrade
SMART	Yr2	105,000				105,000	Wireless Network Upgrade
SMART	Yr2	73,000				73,000	Technology Infrastructure (Servers, Racks, etc.) Upgrade
SMART	Yr2	360,000				360,000	Additional computers to close computer gap
Completed Sub-Total		707,000	0	0	0	707,000	

School Total		1,407,152	1,644,448	0	0	3,051,600	
--------------	--	-----------	-----------	---	---	-----------	--

# Young, Virginia Shuman Elementary School

## Adopted District Educational Facilities Plan

Project	Original Program Year	Program Years 1-5	Program Year 6 (FY20)	Program Year 7 (FY21)	Program Year 8 (FY22)	Total	Scope
There are no active DEFP projects for this location.						0	

### SMART Program

Project	Original Program Year	Program Years 1-5	Program Year 6 (FY20)	Program Year 7 (FY21)	Program Year 8 (FY22)	Total	Scope
Safety & Security	Yr4	107,758	211,242			319,000	Fire Alarm
Renovation	Yr4	273,280	535,720			809,000	Building Envelope Improvements (Roof, Window, Ext Wall, etc.)
Renovation	Yr4	201,329	394,671			596,000	HVAC Improvements
Renovation	Yr6		2,904,230			2,904,230	Additional funding for approved scope
SMART Program Sub-Total		582,367	4,045,863	0	0	4,628,230	

### Completed

Project	Original Program Year	Program Years 1-5	Program Year 6 (FY20)	Program Year 7 (FY21)	Program Year 8 (FY22)	Total	Scope
SMART	Yr1	50,000				50,000	Music Equipment Replacement
SMART	Yr3	20,000				20,000	CAT 6 Data port Upgrade
SMART	Yr3	64,000				64,000	Wireless Network Upgrade
SMART	Yr4	100,000				100,000	School Choice Enhancement
SMART	Yr3	145,000				145,000	Additional computers to close computer gap
SMART	Yr3	43,000				43,000	Technology Infrastructure (Servers, Racks, etc.) Upgrade
Completed Sub-Total		422,000	0	0	0	422,000	

School Total		1,004,367	4,045,863	0	0	5,050,230	
--------------	--	-----------	-----------	---	---	-----------	--

## Young, Walter C. Middle School

### Adopted District Educational Facilities Plan

Project	Original Program Year	Program Years 1-5	Program Year 6 (FY20)	Program Year 7 (FY21)	Program Year 8 (FY22)	Total	Scope
There are no active DEFP projects for this location.						0	

### SMART Program

Project	Original Program Year	Program Years 1-5	Program Year 6 (FY20)	Program Year 7 (FY21)	Program Year 8 (FY22)	Total	Scope
Renovation	Yr3	1,588,718	4,216,282			5,805,000	HVAC Improvements
Renovation	Yr3	39,684	105,316			145,000	Media Center improvements
Renovation	Yr3	68,968	183,032			252,000	Replacement of building 1
Renovation	Yr3	824,052	2,186,948			3,011,000	Building Envelope Improvements (Roof, Window, Ext Wall, etc.)
SMART Program Sub-Total		2,521,422	6,691,578	0	0	9,213,000	

### Completed

Project	Original Program Year	Program Years 1-5	Program Year 6 (FY20)	Program Year 7 (FY21)	Program Year 8 (FY22)	Total	Scope
SMART	Yr1	100,000				100,000	Music Equipment Replacement
SMART	Yr3	19,000				19,000	CAT 6 Data port Upgrade
SMART	Yr3	100,000				100,000	School Choice Enhancement
SMART	Yr3	71,000				71,000	Wireless Network Upgrade
SMART	Yr3	212,000				212,000	Additional computers to close computer gap
SMART	Yr3	182,000				182,000	Technology Infrastructure (Servers, Racks, etc.) Upgrade
Completed Sub-Total		684,000	0	0	0	684,000	

<b>School Total</b>		<b>3,205,422</b>	<b>6,691,578</b>	<b>0</b>	<b>0</b>	<b>9,897,000</b>	
---------------------	--	------------------	------------------	----------	----------	------------------	--

# District Wide Non-Facility Funding

## SMART Program

Project	Program Years 1-5	Program Year 6 (FY20)	Program Year 7 (FY21)	Program Year 8 (FY22)	Total	Scope
Music & Art Equipment	392,000				392,000	SMART - Art Replacement Kilns
Music & Art Equipment	1,300,000				1,300,000	SMART - Drama Staging, Lighting, & Sound Equipment
Safety & Security	22,999,528				22,999,528	Single Point of Entry
Technology	11,000,000				11,000,000	Technology and Support Services Center (TSSC) infrastructure to support upgrades for school network and computer expansion
<b>SMART DW Sub-Total</b>	<b>35,691,528</b>				<b>35,691,528</b>	



# District Wide DEFP Funding

## DEFP Program

Project	FY 2020	FY 2021	FY 2022	FY 2023	FY 2024	FY 2025	Total	Scope
COPs Debt Service		159,464,092	159,695,223	159,645,723	159,645,973	159,647,723	798,098,734	COPs Debt Service
Equipment Lease		21,395,759	17,917,315	16,520,872	14,482,618	10,223,817	80,540,381	Debt Service - Existing Equipment Leases for Security, Technology & Transportation
Bus Leases		822,262	2,419,728	4,050,492	5,718,363	7,437,252	20,448,097	Debt Service - New Bus Lease Payments
White Fleet Leases		289,824	812,361	1,345,790	1,891,358	2,453,615	6,792,948	Debt Service - New White Fleet Lease Payments
Student Information System Lease			371,007	1,165,422	2,290,844	3,614,870	7,442,143	Debt Service - Student Information System Lease Payments
Technology Leases		3,294,370	7,696,748	12,112,321	16,541,116	17,688,786	57,333,341	Debt Service - Technology Lease Payments
Building Leases & Real Estate Costs		2,000	2,000	2,000	2,000	2,000	10,000	Hallandale ES - Drainage Facilities to City
Building Leases & Real Estate Costs		47,169	47,169	47,169	47,169	47,169	235,845	West Broward HS - Chapel Trail Association Fees
Building Leases & Real Estate Costs		10,000	10,000	10,000	10,000	10,000	50,000	Northside ES - Parking Lot Lease
Building Leases & Real Estate Costs		327,188	337,004	347,114	357,527	368,253	1,737,086	PPO Zone - Lauderdale - Lease
Building Leases & Real Estate Costs		40,000	40,000	40,000	40,000	40,000	200,000	Coral Glades SHS - Sportplex Field Maintenance
Building Leases & Real Estate Costs		183,630	189,138	194,812	200,656	206,676	974,912	BECON TV - American Tower Lease
SMART Program Project Management Owner's Representative (PMOR)		4,017,493	21,714,638	21,482,699			47,214,830	SMART Program Project Management Owner's Representative (PMOR)
SMART Program Reserve	138,789,996	16,615,000					155,404,996	SMART Program Reserve
Technology Equipment	11,858,646	16,569,578	16,569,578	16,569,578	16,569,578	16,569,578	94,706,536	Technology Equipment
Bus Replacements	10,700,000	10,860,500	11,023,400	11,188,800	11,356,600	11,584,000	66,713,300	Bus Replacements
White Fleet Vehicles	3,452,892	3,552,500	3,605,800	3,659,900	3,714,800	3,789,000	21,774,892	White Fleet Vehicles
Safety/Security	16,239,058						16,239,058	Security - FY19 Security Equipment (Leased)
Safety/Security	5,940,073	3,360,000					9,300,073	State Educational Security Grant (District Schools)
Safety/Security	834,939	672,000					1,506,939	State Educational Security Grant (Charter Schools)
Facilities/Capital Salaries		17,548,000	17,548,000	17,548,000	17,548,000	17,548,000	87,740,000	Facilities/Capital Salaries
Safety/Security		1,200,000					1,200,000	Build-Out Safety Office
Quality Assurance		230,000	200,000	200,000	200,000	200,000	1,030,000	Quality Assurance
Capital to General Fund Transfer	767,468	108,430,761	99,430,761	99,430,761	99,430,761	99,430,761	506,921,273	Capital Transfer to General Fund Maintenance and Property & Casualty Insurance
Renovation		2,954,551					2,954,551	ADA Projects
Charter School Transfer		25,050,000	14,994,015	14,440,217	14,408,115	14,434,051	83,326,398	Charter School Capital Outlay from State PECO
Charter Schools - Local Millage			16,667,411	20,382,725	24,098,558	27,934,806	89,083,500	Charter School Capital Outlay from Local Millage
Magnet/Innovative Programs Equipment		653,000	653,000	653,000	653,000	653,000	3,265,000	Magnet/Innovative Programs Equipment
IT Video Surveillance Maintenance and Repair	382,089						382,089	IT Video Surveillance Maintenance and Repair

# District Wide DEFP Funding

## DEFP Program

Project	FY 2020	FY 2021	FY 2022	FY 2023	FY 2024	FY 2025	Total	Scope
IT E-Rate Equipment FY20	4,680,588	5,706,000					10,386,588	IT E-Rate Equipment FY20
IT Student Information System Upgrade		3,000,000	5,000,000	7,000,000	10,000,000	10,000,000	35,000,000	IT Student Information System Upgrade
IT Radio Coverage		250,000					250,000	IT Radio Coverage
IT E-Rate Equipment FY21		1,100,000					1,100,000	IT E-Rate Equipment FY21
IT Avaya VOIP Pone Upgrade		896,000	896,000	896,000			2,688,000	IT Avaya VOIP Pone Upgrade
BECON Tower Repairs		180,000					180,000	BECON Tower Repairs
BECON VC Endpoints		650,000	650,000	650,000			1,950,000	BECON VC Endpoints
Unallocated		55,350,000	12,185,000	14,567,000	40,495,000	48,941,000	171,538,000	Reserves - Unallocated Capital Reserve
<b>DEFP DW Sub-Total</b>	<b>193,645,749</b>	<b>464,721,677</b>	<b>410,675,296</b>	<b>424,150,395</b>	<b>439,702,036</b>	<b>452,824,357</b>	<b>2,385,719,510</b>	

# Appendices



Portable Transition Plan -----Appendix A

Public School Concurrency and Level-of-Service Plan -----Appendix B

Allocation of Resources & 10 and 20 Year Plan -----Appendix C  
(CCC Settlement Agreement – Condition #8)

Reserve Activity -----Appendix D



## Portable Transition Plan

### Part I: Inspection, Disposition, Demolition

Currently, Broward County Public Schools (BCPS) has a total of 1,488 portables in its inventory. At this time, 79.04% of the portables are designated for instructional use in Elementary, Middle and High Schools, 8.27% are designated for instructional use in Adult Educational Centers, Technical Colleges and Alternative Centers, 11.96% are designated for administrative use, and 0.73% are located in other sites (Juvenile Detention Centers). Of the 1,488 portables in the inventory, 5.9% are currently slated for disposition.

Per feedback received from the Florida Department of Education (FDOE), portables deemed as Fail Standards<sup>1</sup> or Unsatisfactory<sup>2</sup> can be demolished and cannot be used for instructional purposes. Additionally, the portables should be declared surplus by The School Board of Broward County, Florida (SBBC) prior to their demolition.

Table 1 - Portable Conditions – Fiscal Year 2020/2021

Facility	Total Portables Remaining in the District's Inventory	Total Portables in Satisfactory Condition	Total Portables in Unsatisfactory Condition <sup>(1) - (2)</sup>	Total Unsatisfactory Portables Listed for Potential Disposition and Funded in FY 2020-2021	Total Portables Demolished/ Disposed <sup>(3)</sup>	Total Portables Use Percentage
Elementary	444	394	50	21	133	29.85%
Middle	333	302	31	3	140	22.38%
High	399	389	10	7	200	26.81%
Centers	123	120	3	0	3	8.27%
Administration	178	136	42	0	102	11.96%
Other Sites	11	11	0	0	0	0.73%
<b>TOTAL</b>	<b>1,488</b>	<b>1,352</b>	<b>136</b>	<b>31</b>	<b>578</b>	<b>100%</b>

<sup>1</sup> Portables were deemed to have failed Standards by the Florida Department of Education (FDOE) because these portables did not meet some of the 17 criteria. Therefore, such portables were not affixed with the required DCA (Department of Community Affairs) insignia by the FDOE.

<sup>2</sup> Portables deemed unsatisfactory: Are typically due to compromising effects on the structural integrity, or excessive physical deterioration of the portable facility.

<sup>3</sup> Portables demolished/disposed from FY 2013-14 through FY 2017-18 that were approved by the School Board at regular School Board meetings on December 9, 2014, May 19, 2015 and September 7, 2016.

Based on the District's inspection of portables during Fiscal Year 2019-20, a total of 69 portables were deemed unsatisfactory by FDOE and recommended for disposition due to the compromising effects on the structural integrity, or excessive physical deterioration. However, at the May 28, 2019 School Board Workshop planning for the FY 2019-20 Budget, the School Board discussions on portables concluded with consensus that it will authorize funding in FY 2019-20, only for the demolition of 38 portables; leaving a balance of 31 portables from the total 69 portables that were determined to be unsatisfactory. Subsequently, funding for the 38 portables was approved, and is contained in the currently effective 2019-20 District Educational Facilities Plan (DEFP). However, the Physical Plant Operations (PPO) Department has advised that the current coronavirus (COVID-19) pandemic has impacted its schedule regarding complete demolition of the portables; and as such, its demolition of the 38 portables will take longer than initially planned. Therefore, complete demolition of the portables is anticipated to conclude in Fall 2020.

During discussions towards the generation of this Portable Transition Plan, consensus was reached that in addition to requesting funding for the demolition of the 31 remaining portables, monies should also be requested for 5 additional portables, to account for portables that may need to be demolished due to cited health and safety issues that may arise during FY 2020/21. Thus, monies needed to demolish the remaining 31 portables, and 5 additional portables were requested for and included in the initial version of this Portable Transition Plan.

The District continues to work on the portable demolition projects identified in FY 2019-20. After the completion of FY 2019-20 projects, allocation the remaining 36 portables will be requested.

On an ongoing basis, BCPS staff will continue to work with school principals to examine and process additional portables that could be deemed as unsatisfactory, be qualified to be declared as surplus, and be subsequently demolished when funding is available. Upon demolition of these portables, the data regarding portables in the District's inventory will be updated in the appropriate District databases such as, but not limited to, the District's Planning Tool for School Enrollment and Capacity.

Table 2 - List of Portables Slated for Disposition/Demolition

	Location	Number of Units	<sup>1</sup> Estimated Cost
1	Forest Hills Elementary	2	\$19,200
2	J P Taravella Senior High	1	9,600
3	Lakeside Elementary	3	28,800
4	Larkdale Elementary	2	19,200
5	Lauderhill 6-12	1	9,600
6	McNab Elementary	1	9,600
7	Millennium 6-12 Collegiate Academy	1	9,600
8	Miramar Senior High	6	57,600
9	Pembroke Pines Elementary	3	28,800
10	Riverside Elementary	3	28,800
11	Royal Palm Elementary	1	9,600
12	Sea Castle Elementary	1	9,600
13	Seminole Middle	1	9,600
14	Stirling Elementary	1	9,600
15	Sunland Park Elementary	1	9,600
16	Westchester Elementary	2	19,200
17	Westwood Heights Elementary	1	9,600
18	Portables at different locations	5	48,000
		<b>36</b>	<b>\$345,600</b>
18	Technology cabling infrastructure re-routing <sup>2</sup>		9,500
	<sup>2</sup> Subtotal		<b>9,500</b>
No new funding is approved for the list of portable demolitions shown above. Funding for the above portable demolitions will be requested in the future, once the demolition of portables from the previous plan (Adopted DEFP FY20) have been completed.			<b>\$0</b>
<sup>1</sup> Portable cost is based on data provided by the Physical Plant Operations Department, 5/13/2020			
<sup>2</sup> Technology cabling infrastructure average cost to relocate and re-connect the remaining portables as provided by IT Department, 5/6/2020. Cost is associated with re-routing and/or creation of new communication closet.			

Table 3 - List of Portables by Unit Slated for Disposition/Demolition

	*School/ Facility Name	Type	FISH Room Number
1	FOREST HILLS ELEMENTARY	Elementary	1023P
2	FOREST HILLS ELEMENTARY	Elementary	170N
3	J P TARAVELLA SENIOR HIGH	Senior High	125N
4	LAKESIDE ELEMENTARY	Elementary	169V
5	LAKESIDE ELEMENTARY	Elementary	253V
6	LAKESIDE ELEMENTARY	Elementary	281V
7	LARKDALE ELEMENTARY	Elementary	166P
8	LARKDALE ELEMENTARY	Elementary	608P
9	LAUDERHILL 6-12	Combination	222C
10	MCNAB ELEMENTARY	Elementary	938C
11	MILLENNIUM 6-12 COLLEGIATE ACADEMY	Combination	111C
12	MIRAMAR SENIOR HIGH	Senior High	124C
13	MIRAMAR SENIOR HIGH	Senior High	1584T
14	MIRAMAR SENIOR HIGH	Senior High	1384C
15	MIRAMAR SENIOR HIGH	Senior High	1391C
16	MIRAMAR SENIOR HIGH	Senior High	145
17	MIRAMAR SENIOR HIGH	Senior High	205
18	PEMBROKE PINES ELEMENTARY	Elementary	59P
19	PEMBROKE PINES ELEMENTARY	Elementary	423C
20	PEMBROKE PINES ELEMENTARY	Elementary	688C
21	RIVERSIDE ELEMENTARY	Elementary	51
22	RIVERSIDE ELEMENTARY	Elementary	1003C
23	RIVERSIDE ELEMENTARY	Elementary	1004C
24	ROYAL PALM ELEMENTARY	Elementary	329
25	SEA CASTLE ELEMENTARY	Elementary	474C
26	SEMINOLE MIDDLE	Middle	154
27	STIRLING ELEMENTARY	Elementary	043
28	SUNLAND PARK ELEMENTARY	Elementary	013M
29	WESTCHESTER ELEMENTARY	Elementary	044T
30	WESTCHESTER ELEMENTARY	Elementary	76C
31	WESTWOOD HEIGHTS ELEMENTARY	Elementary	980P
32	Portable at Different Location	N/A	-
33	Portable at Different Location	N/A	-
34	Portable at Different Location	N/A	-
35	Portable at Different Location	N/A	-
36	Portable at Different Location	N/A	-

## Portable Transition Plan

### Part II: Construction of Covered Walkways at Identified Schools

The Portable Transition Plan is called for in the State Requirements for Educational Facilities (SREF). The purpose is to identify schools that have useful portables for instructional purposes where a covered walkway could be constructed to fulfill the required Transition Plan.

#### Criteria for the selection of the schools

1. Identify portables needed for instructional purposes **(Completed)**
2. Examination of the five-year student enrollment projections and Level of Service Standard (LOS) **(Completed)**
3. Determination of the youngest portables at the school site or those purchased after 1998 **(Completed)**
4. The portables are arranged in a cluster type setting – **(Completed)**

This analysis determined that the schools listed below met the above selection criteria and as such qualify for the construction of covered walkways at the campuses.

Table 5 – List of Schools Slated for Covered Walkways

	Schools Location	Number of Portables	Estimated Cost <sup>1</sup>
<b>Approved in FY 2015/16</b>	Manatee Bay Elementary	5	Completed
	North Andrews Garden Elementary	6	Completed
<b>Approved in FY 2016/17</b>	Westglades Middle	16	Completed
<b>Approved in FY 2018/19</b>	Gator Run Elementary*	16	1,938,000
	<b>Total</b>	<b>16</b>	<b>\$1,938,000</b>
<b>Year 1<sup>2</sup></b>	Tequesta Trace Middle	3	510,000
	<b>Total</b>	<b>3</b>	<b>\$510,000</b>
<b>Year 2<sup>2</sup></b>	Western High School	20	
<b>Year 3<sup>2</sup></b>	Deerfield Beach Elementary	3	
<b>Year 4<sup>2</sup></b>	Tradewinds Elementary	8	
<b>Year 5<sup>2</sup></b>	Coconut Creek High School	11	
<sup>1</sup> Year 1 Covered Walkway estimated cost provided by the Office of Facilities & Construction as of 5/27/2020			
<sup>2</sup> Year 2 through Year 5 may change based on annual enrollment projections.			
* Project is under design/permit. Currently anticipated that The Office of Facilities & Construction will complete the construction of the covered walkway by July 20, 2021.			



The Office of Facilities and Construction (OFC) is anticipated to complete the construction of the covered walkway at Gator Run Elementary School by July 20, 2021 (Source E-Builder).

Analysis to construct the next covered walkways has identified Tequesta Trace Middle School as the recipient of covered walkway for FY 2020/21. The selection of Tequesta Trace Middle was based on the criteria cited herein, which included the analysis of the projected enrollment utilizing the District's five-year student enrollment projection and the gross capacity for 2020/21. The conclusion of the analysis indicated that Tequesta Trace Middle school has the most need for a covered walkway in the 2020-21 FY. The funds needed and requested for the construction of the covered walkway is \$510,000. The OFC will commence the due diligence and construction process for the covered walkway as soon as the funds are approved in the 2020/21 DEFP. Thereafter, OFC will initiate the vendor, and subject building permit process to enable construction of the covered walkways. The goal is to complete the covered walkways by July 30, 2021.



## PUBLIC SCHOOL CONCURRENCY

### **Background**

In Florida state law, concurrency means the implementation of a system whereby the provision of public facilities and services that are needed to serve proposed development is available at the time the impact of the development occurs. In Broward County, residential development cannot be approved until a determination from the School District has been issued, which indicates there is sufficient school capacity available to serve the proposed development. This requirement is codified in the Third Amended and Restated Interlocal Agreement for Public School Facility Planning (TRILA), a contract between the School Board, Broward County, and 27 municipalities which establishes a public school concurrency management system. The purpose of this system is to create a mechanism which provides for the coordination of planning among the school district, county, and municipalities to meet the purposes of concurrency. In compliance with amended School Board Policy 1161 (which delineates the District's public school concurrency management system) and which became effective on January 15, 2008, the District commenced the implementation of public school concurrency on February 1, 2008. Subsequently, the local governments in Broward County adopted public school concurrency into their comprehensive plans.



### **Comprehensive Plan**

For information purposes, a comprehensive plan prescribes the principles, guidelines, and standards for the orderly and balanced future economic, social, physical, environmental, and fiscal development of a jurisdiction (such as a county or municipality). Each comprehensive plan must contain several “elements” that address key issues such as land use, capital improvements, sewer and solid waste, potable water, housing, and intergovernmental coordination. With the implementation of public school concurrency, the county and each municipality within the county – unless exempt – added a public school facilities element to their comprehensive plan, and amended any existing elements that relate to the school facilities element.

Because public school concurrency is implemented district-wide, the public school facilities element must be consistent with those adopted by the other local governments within the county and must be based upon data and analyses that address, among other items, how the Level of Service (LOS) Standard will be achieved and maintained. The LOS Standard for school facilities is the maximum permissible school utilization rates relative to capacity. The element also contains goals which establish the long-term end toward which public school programs and activities are ultimately directed, contains measurable objectives for each goal that mark progress toward the goal, and contains policies for each objective that establish the way programs and activities will be conducted to achieve the goal.

### **The Role of the Adopted Five-Year District Educational Facilities Plan**

Under public school concurrency, the School District must create a five-year capital plan regarding the provision of needed capacity (classroom additions and/or improvements to existing schools, new schools) to meet the adopted LOS Standard. This plan must show where and when capacity additions will be built, and must also show exactly where the money to build the additions will come from.



## PUBLIC SCHOOL CONCURRENCY (CONT'D)

The LOS Standard was established jointly in the TRILA by the School Board, Broward County and 27 Municipalities within the County. In 2008, the initial LOS Standard was 110% permanent Florida Inventory of School Houses (FISH) capacity. For public school concurrency, the LOS Standard refers to the standard at which a public school facility is expected to operate based upon the “capacity of the facility”. For public school facilities, the LOS Standard is expressed as the percentage or ratio of student enrollment to the student capacity of the school. The five-year Capital Improvement Plan (CIP) therefore, must contain enough capacity improvements necessitated to achieve and maintain the adopted LOS Standard. In Broward County, the School Board, Broward County and pertinent municipalities have agreed that the Five-Year District Educational Facilities Plan (DEFP) shall serve as the CIP and shall be adopted into the Broward County’s and pertinent municipalities’ comprehensive plans.

Since first established in 2008 at 110% of permanent FISH capacity, the LOS Standard has been amended twice. In 2010, the then ILA was amended (Second Amended ILA) to change the LOS Standard to 100% gross FISH capacity. Under the current TRILA, which became effective in 2018, the LOS Standard is established as the higher of: 110% permanent FISH capacity or 100% gross capacity. This concept, known as the Alternate LOS Concept, blends both LOS standards previously adopted in the ILA and enables schools to benefit by avoiding school boundary changes that would become necessary to meet the LOS requirements of public school concurrency when the schools have available relocatable capacity onsite.

The TRILA requires the District to annually transmit the Tentative DEFP to local governments for review to determine consistency of the Tentative Plan with pertinent local government comprehensive plans. Subsequently, the TRILA requires that each year after formal adoption of the DEFP by the School Board, the District will transmit the Plan to the County and municipalities for adoption and incorporation into their respective comprehensive plans.

Under public school concurrency, a local government may approve a development if adequate public school facilities (contained within the first three (3) years of the DEFP) will be in place or under actual construction within three (3) years after the development receives final approval. Subsequently, if adequate public school facilities are not available, a developer may pay, if accepted by the School Board, the cost of the improvement (proportionate to the demand that the project is generating, otherwise known as proportionate share mitigation) needed to satisfy the demand created by that development. Upon acceptance of the “proportionate share mitigation” by the School Board, the School Board must amend the Five-Year DEFP to incorporate that improvement within the first three (3) years of the Plan, and provide the capacity associated with the improvement within three years after the proposed development receives final approval from the local government.

### **Long Term Plan**

The TRILA requires the School District to review proposed residential developments regarding changes to future land use comprehensive plans and rezoning applications that may impact public schools, against a long term (ten year) planning horizon. Also, the law requires school districts to create a long term plan to enable such analysis and planning for future needed public facilities (capacity additions or new school). To meet this requirement, the DEFP includes capacity improvements, if necessitated, anticipated over the long-term planning horizon (10 years).

**PUBLIC SCHOOL CONCURRENCY (CONT'D)****Level of Service Plan**

The LOS Plan is a matrix that contains the data to demonstrate each elementary, middle and high school's ability to meet the adopted LOS Standard during each DEFP period by calculating the projected enrollment divided by the LOS capacity of the facility. As previously stated, the LOS Standard is the maximum permissible school utilization rate relative to capacity. The LOS Plan therefore shows the projected enrollment for each of the five years covered by the DEFP divided by the LOS capacity of each school. To be deemed a financially feasible plan, the DEFP must demonstrate that the LOS Standard can be achieved and maintained at each (bounded) elementary, middle and high school over the five-year period.

# Level of Service (LOS) at Higher of 100% Gross Capacity or 110% of Permanent Capacity 2024-25 2020-2021 Elementary School Boundaries

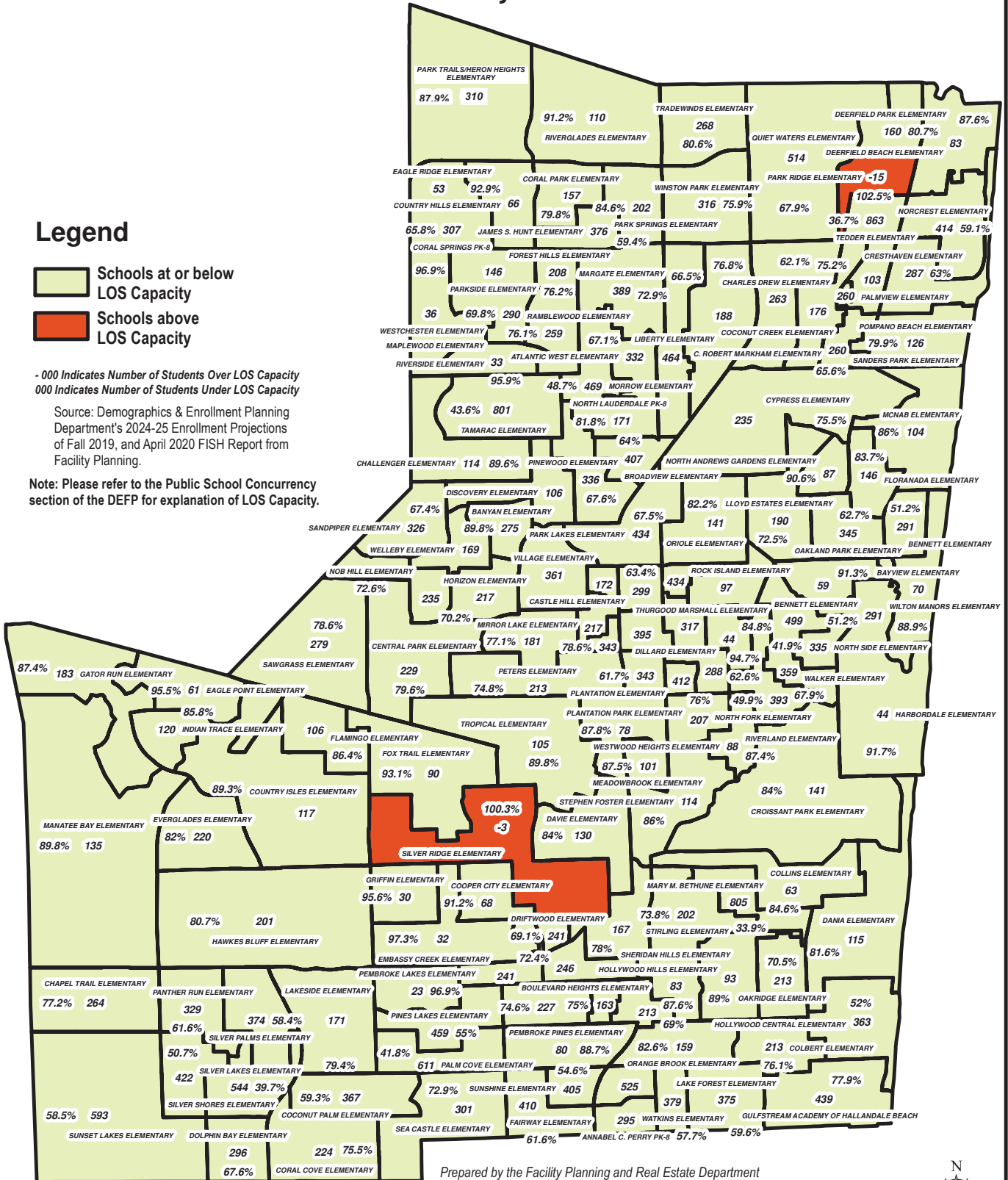
## Legend

- Schools at or below LOS Capacity
- Schools above LOS Capacity

- 000 Indicates Number of Students Over LOS Capacity  
000 Indicates Number of Students Under LOS Capacity

Source: Demographics & Enrollment Planning Department's 2024-25 Enrollment Projections of Fall 2019, and April 2020 FISH Report from Facility Planning.

Note: Please refer to the Public School Concurrency section of the DEFP for explanation of LOS Capacity.



Prepared by the Facility Planning and Real Estate Department  
The School Board of Broward County, Florida



May 5, 2020



# Level of Service (LOS) at Higher of 100% Gross Capacity or 110% of Permanent Capacity 2024-25 2020-2021 Middle School Boundaries

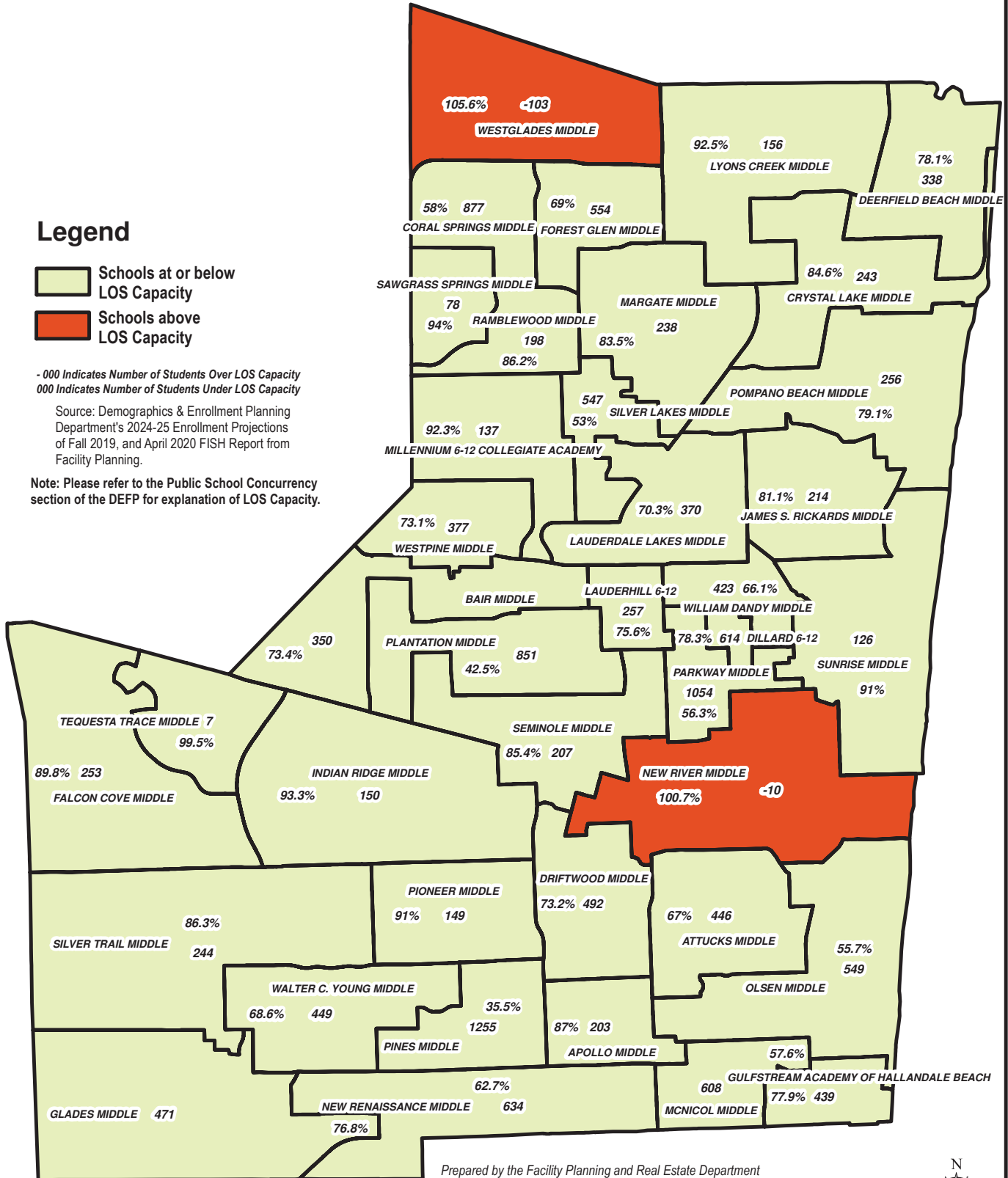
## Legend

- Schools at or below LOS Capacity
- Schools above LOS Capacity

- 000 Indicates Number of Students Over LOS Capacity  
000 Indicates Number of Students Under LOS Capacity

Source: Demographics & Enrollment Planning Department's 2024-25 Enrollment Projections of Fall 2019, and April 2020 FISH Report from Facility Planning.

Note: Please refer to the Public School Concurrency section of the DEFP for explanation of LOS Capacity.



Prepared by the Facility Planning and Real Estate Department  
The School Board of Broward County, Florida



May 6, 2020



# Level of Service (LOS) at Higher of 100% Gross Capacity or 110% of Permanent Capacity 2024-25 2020-2021 High School Boundaries

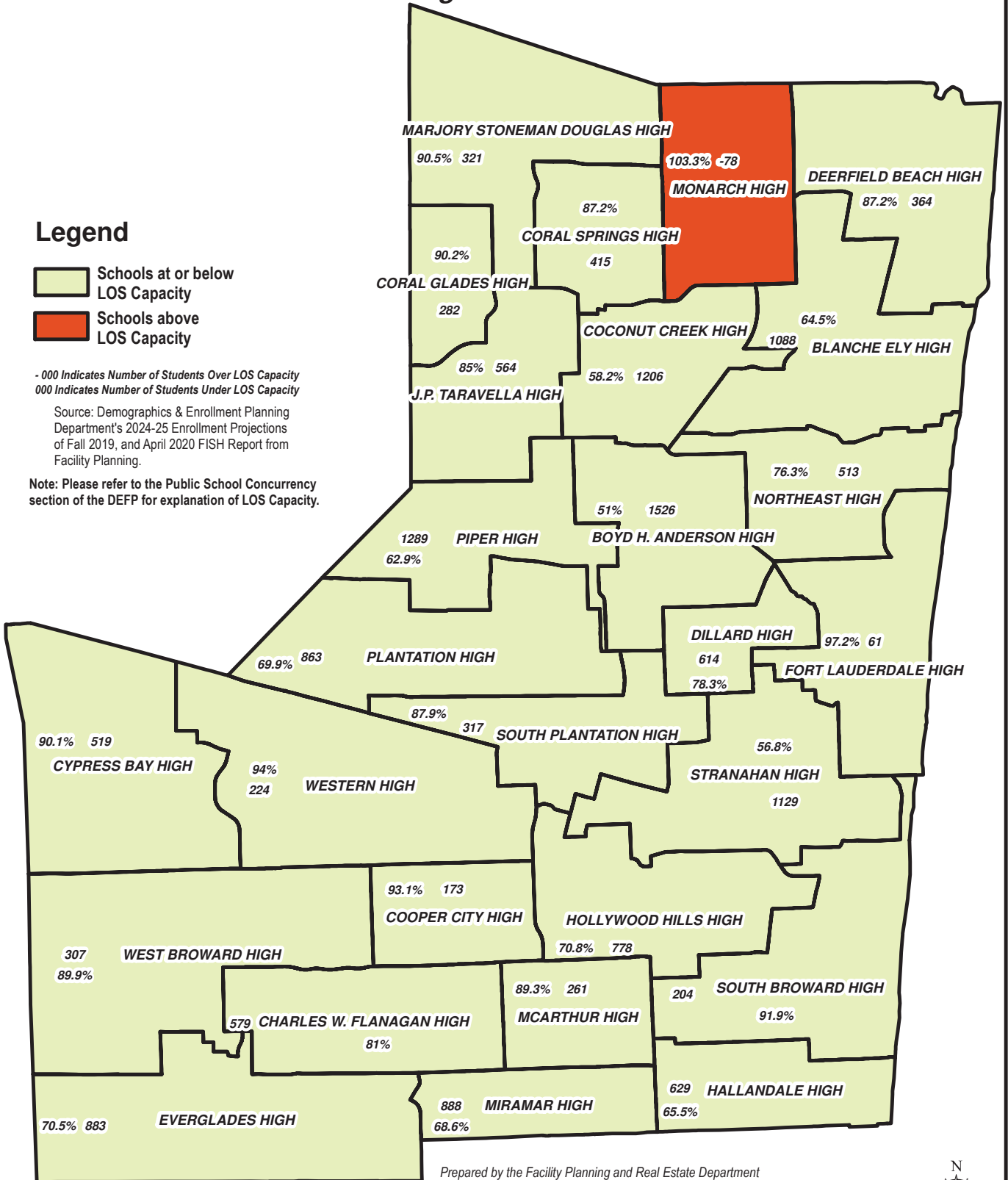
## Legend

- Schools at or below LOS Capacity
- Schools above LOS Capacity

- 000 Indicates Number of Students Over LOS Capacity  
000 Indicates Number of Students Under LOS Capacity

Source: Demographics & Enrollment Planning Department's 2024-25 Enrollment Projections of Fall 2019, and April 2020 FISH Report from Facility Planning.

Note: Please refer to the Public School Concurrency section of the DEFP for explanation of LOS Capacity.



Prepared by the Facility Planning and Real Estate Department  
The School Board of Broward County, Florida



May 6, 2020







## Broward County Public Schools Level of Service Plan for Capital Planning

Type	Loc#	School	19/20					Capacity Additions					20/21			21/22			22/23			23/24			24/25						
			Gross Capacity	20th Day Enrollment	Adopted LOS Capacity (100% Gross)	% of LOS Capacity	LOS Capacity Level	19/20	20/21	21/22	22/23	23/24	24/25	New School	ESE Clusters	Additional Perm Capacity From New Schools	Projected Enrollment	LOS Capacity	% of LOS Capacity	LOS Capacity Level	Projected Enrollment	LOS Capacity	% of LOS Capacity	LOS Capacity Level	Projected Enrollment	LOS Capacity	% of LOS Capacity	LOS Capacity Level			
1	1091	LEVOE ESTATES ELEMENTARY	691	555	691	80.3%	1	0	0	0	0	2				527	691	76.3%	1	514	691	74.4%	1	508	691	73.5%	1	501	691	72.5%	1
1	2741	MAPLEWOOD ELEMENTARY	961	724	961	75.3%	1	0	0	0	0	11				709	961	73.8%	1	690	961	71.8%	1	680	961	70.8%	1	671	961	69.8%	1
1	1161	MARGATE ELEMENTARY	1,305	1,042	1,436	72.6%	1	0	0	0	0	6				1,031	1,436	71.8%	1	1,039	1,436	72.4%	1	1,043	1,436	72.6%	1	1,047	1,436	72.9%	1
1	1671	MARGHAM ROBERT C. ELEMENTARY	709	580	709	81.8%	1	0	0	0	0	1				560	709	79.0%	1	549	709	77.4%	1	541	709	76.3%	1	533	709	75.2%	1
1	0841	MENAB ELEMENTARY	677	665	745	88.3%	1	0	0	0	0	0				659	745	88.5%	1	655	745	87.9%	1	650	745	87.2%	1	641	745	86.0%	1
1	2691	MORROW ELEMENTARY	831	502	914	54.9%	1	0	0	0	0	5				481	914	52.6%	1	467	914	51.1%	1	455	914	49.8%	1	445	914	48.7%	1
1	0561	MORSEST ELEMENTARY	921	741	1,013	73.1%	1	0	0	0	0	0				707	1,013	69.8%	1	680	1,013	64.5%	1	626	1,013	61.8%	1	589	1,013	58.1%	1
1	0521	NORTH ANDREWS GARDENS ELEMENTARY	921	846	921	91.9%	1	0	0	0	0	0				828	921	89.9%	1	814	921	88.4%	1	822	921	88.3%	1	834	921	90.6%	1
1	2231	NORTH LAUDERDALE ELEMENTARY	853	774	938	82.5%	1	0	0	0	0	1				769	938	82.0%	1	769	938	81.9%	1	768	938	81.9%	1	767	938	81.8%	1
1	0031	OAK AND PARK ELEMENTARY	840	635	924	68.7%	1	0	0	0	0	6				613	924	66.3%	1	605	924	64.5%	1	596	924	63.6%	1	579	924	62.7%	1
1	1131	PALMVIEW ELEMENTARY	711	616	732	84.2%	1	0	0	0	0	0				592	732	80.9%	1	604	732	82.5%	1	612	732	83.6%	1	629	732	85.9%	1
1	1951	PARK RIDGE ELEMENTARY	546	594	601	98.8%	1	0	0	0	0	0				588	601	97.8%	1	595	601	100.2%	2	602	601	100.3%	2	616	601	102.5%	2 *
1	3171	PARK SPRINGS ELEMENTARY	1,189	1,000	1,308	76.5%	1	0	0	0	0	11				1,022	1,308	78.1%	1	1,043	1,308	79.7%	1	1,054	1,308	81.3%	1	1,085	1,308	83.0%	1
1	3781	PARK TRAILS ELEMENTARY	1,330	1,114	1,463	76.1%	1	0	0	0	0	4				1,116	1,463	76.3%	1	1,125	1,463	77.9%	1	1,139	1,463	78.3%	1	1,157	1,463	79.1%	1
1	3631	PARKSIDE ELEMENTARY	1,016	888	1,078	83.3%	1	0	0	0	0	8				899	1,078	83.4%	1	908	1,078	84.2%	1	916	1,078	85.0%	1	923	1,078	85.6%	1
1	2611	PINEWOOD ELEMENTARY	1,038	669	1,038	64.5%	1	0	0	0	0	6				668	1,038	64.4%	1	674	1,038	64.9%	1	686	1,038	66.1%	1	698	1,038	67.2%	1
1	0751	POMPANO BEACH ELEMENTARY	615	487	628	79.1%	1	0	0	0	0	4				492	628	78.3%	1	495	628	78.8%	1	497	628	79.1%	1	500	628	79.6%	1

Data contained within this Level of Service Plan reflects information available at the time of printing.  
 \* LOS will be met via School Board Policy 5000  
 \*\* Heron Heights and Park Trails Elementary Schools have a shared boundary and utilize aggregate enrollment and capacity for LOS

LOS Capacity is the higher of: 100 percent gross capacity or 100% permanent capacity  
 \*\* Heron Heights and Park Trails Elementary Schools have a shared boundary and utilize aggregate enrollment and capacity for LOS

## Broward County Public Schools Level of Service Plan for Capital Planning

Type	Loc#	School	19/20					Capacity Additions					20/21			21/22			22/23			23/24			24/25							
			Gross Capacity	20th Day Enrollment	Adopted LOS Capacity (100% Gross)	% of LOS	LOS Capacity Level	19/20	20/21	21/22	22/23	23/24	24/25	Projected Enrollment	LOS Capacity	% of LOS	LOS Capacity Level	Projected Enrollment	LOS Capacity	% of LOS	LOS Capacity Level	Projected Enrollment	LOS Capacity	% of LOS	LOS Capacity Level	Projected Enrollment	LOS Capacity	% of LOS	LOS Capacity Level			
1	3121	QUIET WATERS ELEMENTARY	1,600	1,153	1,600	72.1%	1	0	0	0	0	3	1,124	1,600	70.3%	1	1,109	1,600	69.3%	1	1,115	1,600	69.7%	1	1,102	1,600	68.9%	1	1,086	1,600	67.9%	1
1	2721	RAMBLEWOOD ELEMENTARY	1,003	797	1,084	73.5%	1	0	0	0	0	6	788	1,084	72.7%	1	798	1,084	73.6%	1	807	1,084	74.4%	1	816	1,084	75.3%	1	825	1,084	76.1%	1
1	2891	RIVERGLADES ELEMENTARY	1,138	1,111	1,252	88.7%	1	0	0	0	0	5	1,110	1,252	88.7%	1	1,116	1,252	89.1%	1	1,121	1,252	89.5%	1	1,133	1,252	90.5%	1	1,142	1,252	91.2%	1
1	3031	RIVERSIDE ELEMENTARY	789	735	804	91.4%	1	0	0	0	0	3	741	804	92.2%	1	753	804	93.7%	1	766	804	95.3%	1	758	804	94.3%	1	771	804	95.9%	1
1	0891	SANDERS PARK ELEMENTARY	755	495	755	65.6%	1	0	0	0	0	0	491	755	85.0%	1	492	755	65.2%	1	493	755	65.3%	1	494	755	65.4%	1	495	755	65.6%	1
1	2621	TAMARAC ELEMENTARY	1,290	672	1,419	47.4%	1	0	0	0	0	3	652	1,419	45.9%	1	644	1,419	45.4%	1	630	1,419	44.4%	1	623	1,419	43.9%	1	618	1,419	43.6%	1
1	0571	TEDDER ELEMENTARY	1,240	555	1,364	40.7%	1	0	0	0	0	3	535	1,364	39.2%	1	521	1,364	38.2%	1	518	1,364	38.0%	1	509	1,364	37.3%	1	501	1,364	36.7%	1
1	3481	TRADEWINDS ELEMENTARY	1,380	1,201	1,380	87.0%	1	0	0	0	0	9	1,180	1,380	85.5%	1	1,174	1,380	85.1%	1	1,161	1,380	84.1%	1	1,154	1,380	83.6%	1	1,112	1,380	80.6%	1
1	2681	WESTCHESTER ELEMENTARY	1,166	1,142	1,166	97.9%	1	0	0	0	0	0	1,122	1,166	96.2%	1	1,118	1,166	95.9%	1	1,108	1,166	95.0%	1	1,122	1,166	96.2%	1	1,130	1,166	96.9%	1
1	3091	WINSTON PARK ELEMENTARY	1,191	1,123	1,310	85.7%	1	0	0	0	0	2	1,109	1,310	84.7%	1	1,085	1,310	82.8%	1	1,061	1,310	81.0%	1	1,030	1,310	78.6%	1	984	1,310	75.9%	1
2	2561	CORAL SPRINGS MIDDLE	1,899	1,185	2,089	56.7%	1	0	0	0	0	2	1,175	2,089	56.2%	1	1,203	2,089	57.6%	1	1,216	2,089	58.2%	1	1,229	2,089	58.8%	1	1,212	2,089	58.0%	1
2	1871	CRYSTAL LAKE COMMUNITY MIDDLE	1,583	1,339	1,583	84.6%	1	0	0	0	0	1	1,329	1,583	84.0%	1	1,351	1,583	85.3%	1	1,360	1,583	85.9%	1	1,352	1,583	85.4%	1	1,340	1,583	84.6%	1
2	0911	DEERFIELD BEACH MIDDLE	1,482	1,178	1,543	76.3%	1	0	0	0	0	3	1,165	1,543	75.5%	1	1,133	1,543	73.4%	1	1,157	1,543	75.0%	1	1,181	1,543	76.5%	1	1,205	1,543	78.1%	1
2	3051	FOREST GLEN MIDDLE	1,625	1,313	1,788	73.4%	1	0	0	0	0	1	1,290	1,788	72.1%	1	1,274	1,788	71.3%	1	1,257	1,788	70.3%	1	1,271	1,788	71.1%	1	1,234	1,788	69.0%	1
2	3101	LYONS CREEK MIDDLE	1,960	1,931	2,091	92.3%	1	0	0	0	0	2	1,920	2,091	91.8%	1	1,911	2,091	91.4%	1	1,906	2,091	91.2%	1	1,919	2,091	91.8%	1	1,935	2,091	92.5%	1
2	0581	MARGATE MIDDLE	1,328	1,256	1,439	87.3%	1	0	0	0	0	2	1,231	1,439	85.5%	1	1,224	1,439	85.1%	1	1,216	1,439	84.5%	1	1,209	1,439	84.0%	1	1,201	1,439	83.5%	1
2	4772	MILLENNIUM MIDDLE	1,757	1,562	1,780	87.8%	1	0	0	0	0	2	1,561	1,780	87.7%	1	1,589	1,780	89.3%	1	1,617	1,780	90.8%	1	1,625	1,780	91.3%	1	1,643	1,780	92.3%	1

Data contained within this Level of Service Plan reflects information available at the time of printing.  
 Level 1 Meets Level of Service  
 Level 2 Does not meet Level of Service  
 Projected Enrollment as of Fall 2019  
 FISH as of April 2020

\* LOS will be met via School Board Policy 5000  
 LOS Capacity is the higher of: 100 percent gross capacity or 100% permanent capacity  
 \*\* Heron Heights and Park Trails Elementary Schools have a shared boundary  
 and utilize aggregate enrollment and capacity for LOS



## Broward County Public Schools Level of Service Plan for Capital Planning

Type	Loc#	School	19/20					Capacity Additions					20/21			21/22			22/23			23/24			24/25							
			Gross Capacity	20th Day Enrollment	Adopted LOS Capacity (100% Gross)	% of LOS	LOS Capacity Level	19/20	20/21	21/22	22/23	23/24	24/25	Projected Enrollment	LOS Capacity	% of LOS	LOS Capacity Level	Projected Enrollment	LOS Capacity	% of LOS	LOS Capacity Level	Projected Enrollment	LOS Capacity	% of LOS	LOS Capacity Level	Projected Enrollment	LOS Capacity	% of LOS	LOS Capacity Level			
1	2	0201	542	327	596	54.9%	1	0	0	0	0	1	311	596	52.2%	1	298	596	50.0%	1	308	596	51.7%	1	320	596	53.7%	1	305	596	51.2%	1
1	2	0811	1,130	746	1,130	66.0%	1	0	0	0	0	0	716	1,130	63.4%	1	706	1,130	62.5%	1	694	1,130	61.4%	1	710	1,130	62.8%	1	723	1,130	64.0%	1
1	2	0501	695	327	765	42.7%	1	0	0	0	0	0	307	765	40.1%	1	320	765	41.8%	1	332	765	43.4%	1	339	765	44.3%	1	353	765	46.1%	1
1	2	1461	817	590	817	72.2%	1	0	0	0	0	0	563	817	68.9%	1	543	817	66.5%	1	522	817	63.9%	1	502	817	61.4%	1	518	817	63.4%	1
1	2	2841	1,123	815	1,123	72.6%	1	0	0	0	0	0	815	1,123	72.6%	1	844	1,123	75.2%	1	872	1,123	77.6%	1	883	1,123	78.6%	1	894	1,123	79.6%	1
1	2	2981	1,096	933	1,096	85.1%	1	0	0	0	8	8	942	1,096	85.9%	1	956	1,096	87.2%	1	961	1,096	87.7%	1	967	1,096	88.2%	1	979	1,096	89.3%	1
1	2	0221	846	757	882	85.8%	1	0	0	0	6	6	749	882	84.9%	1	747	882	84.7%	1	745	882	84.5%	1	743	882	84.2%	1	741	882	84.0%	1
1	2	0271	795	803	835	96.2%	1	0	0	0	2	2	805	835	96.4%	1	802	835	96.0%	1	798	835	95.6%	1	795	835	95.2%	1	791	835	94.7%	1
1	2	3982	942	942	1,036	90.9%	1	0	0	0	1	1	934	1,036	90.2%	1	940	1,036	90.7%	1	928	1,036	89.6%	1	923	1,036	89.1%	1	930	1,036	89.8%	1
1	2	3461	1,304	1,349	1,351	99.9%	1	0	0	0	0	0	1,313	1,351	97.2%	1	1,289	1,351	95.4%	1	1,296	1,351	95.9%	1	1,301	1,351	96.3%	1	1,290	1,351	95.5%	1
1	2	3301	504	379	515	73.6%	1	0	0	0	0	0	351	515	68.2%	1	342	515	66.4%	1	330	515	64.1%	1	323	515	62.7%	1	343	515	66.6%	1
1	2	2942	1,220	1,027	1,220	84.2%	1	0	0	0	9	9	1,014	1,220	83.1%	1	1,010	1,220	82.8%	1	1,007	1,220	82.5%	1	1,003	1,220	82.2%	1	1,000	1,220	82.0%	1
1	2	2541	779	675	779	86.6%	1	0	0	0	0	0	665	779	85.4%	1	667	779	85.6%	1	669	779	85.9%	1	671	779	86.1%	1	673	779	86.4%	1
1	2	0921	743	679	817	83.1%	1	0	0	0	6	6	659	817	80.7%	1	684	817	83.7%	1	696	817	85.2%	1	698	817	85.4%	1	703	817	86.0%	1
1	2	3531	1,304	1,176	1,304	90.2%	1	0	0	0	0	0	1,147	1,304	88.0%	1	1,154	1,304	88.5%	1	1,192	1,304	91.4%	1	1,201	1,304	92.1%	1	1,214	1,304	93.1%	1
1	2	3642	1,452	1,269	1,452	86.7%	1	0	0	0	4	4	1,239	1,452	85.3%	1	1,230	1,452	84.7%	1	1,245	1,452	85.7%	1	1,258	1,452	86.6%	1	1,269	1,452	87.4%	1
1	2	0491	480	509	528	96.4%	1	0	0	0	0	0	489	528	92.6%	1	479	528	90.7%	1	468	528	88.6%	1	476	528	90.2%	1	484	528	91.7%	1

Data contained within this Level of Service Plan reflects information available at the time of printing.  
 \* LOS will be met via School Board Policy 5000

Level 1 Meets Level of Service  
 Level 2 Does not meet Level of Service  
 Projected Enrollment as of Fall 2019  
 FISH as of April 2020

## Broward County Public Schools Level of Service Plan for Capital Planning

Type	Loc#	School	19/20					Capacity Additions					20/21			21/22			22/23			23/24			24/25				
			Gross Capacity	20th Day Enrollment	Adopted LOS Capacity (100% Gross)	% of LOS Capacity Level	19/20	20/21	21/22	22/23	23/24	24/25	ESE Clusters	Additional Perm New School	Capacity From New Schools	Projected Enrollment	LOS Capacity	% of LOS Capacity Level	Projected Enrollment	LOS Capacity	% of LOS Capacity Level	Projected Enrollment	LOS Capacity	% of LOS Capacity Level	Projected Enrollment	LOS Capacity	% of LOS Capacity Level	Projected Enrollment	LOS Capacity
1	2	2531	699	574	729	76.7%	1	0	0	0	0	9		554	729	74.6%	1	533	729	73.1%	1	523	729	71.7%	1	512	729	70.2%	1
1	2	3181	843	731	843	86.7%	1	0	0	0	0	2		717	843	85.2%	1	720	843	85.4%	1	721	843	85.5%	1	723	843	85.8%	1
1	2	1611	737	501	771	65.0%	1	0	0	0	0	2		481	771	62.4%	1	486	771	63.0%	1	483	771	63.9%	1	483	771	62.6%	1
1	2	0621	659	409	685	58.7%	1	0	0	0	0	0		392	685	57.2%	1	377	685	55.0%	1	374	685	54.6%	1	368	685	53.7%	1
1	2	1381	872	620	959	64.7%	1	0	0	0	0	0		598	959	62.4%	1	582	959	60.7%	1	571	959	59.5%	1	564	959	58.8%	1
1	2	3841	1,320	1,196	1,320	90.6%	1	0	0	0	0	3		1,189	1,320	90.1%	1	1,187	1,320	89.9%	1	1,186	1,320	89.8%	1	1,185	1,320	89.8%	1
1	2	3291	803	451	859	56.2%	1	0	0	0	0	1		404	859	47.0%	1	382	859	44.5%	1	371	859	43.2%	1	360	859	41.9%	1
1	2	0761	809	745	809	92.1%	1	0	0	0	0	9		725	809	89.6%	1	707	809	87.4%	1	696	809	86.0%	1	708	809	87.5%	1
1	2	1841	791	658	791	83.2%	1	0	0	0	0	11		642	791	81.2%	1	626	791	79.1%	1	618	791	78.1%	1	610	791	77.1%	1
1	2	2671	857	650	857	75.8%	1	0	0	0	0	8		634	857	74.0%	1	633	857	73.9%	1	636	857	74.2%	1	622	857	72.6%	1
1	2	1191	713	422	784	53.8%	1	0	0	0	0	0		405	784	51.7%	1	386	784	49.2%	1	379	784	48.3%	1	381	784	49.9%	1
1	2	0041	608	347	669	51.9%	1	0	0	0	0	0		327	669	48.9%	1	314	669	48.0%	1	321	669	48.2%	1	334	669	49.9%	1
1	2	1631	758	667	794	84.0%	1	0	0	0	0	6		661	794	83.2%	1	672	794	84.6%	1	688	794	84.1%	1	653	794	82.2%	1
1	2	3761	1,214	958	1,335	71.8%	1	0	0	0	0	4		928	1,335	69.5%	1	916	1,335	68.6%	1	911	1,335	68.2%	1	901	1,335	67.5%	1
1	2	0931	845	688	845	81.4%	1	0	0	0	0	9		668	845	79.1%	1	644	845	76.2%	1	639	845	75.6%	1	632	845	74.8%	1
1	2	0941	814	607	895	67.8%	1	0	0	0	0	7		586	895	65.5%	1	569	895	63.6%	1	560	895	62.6%	1	552	895	61.7%	1
1	2	1251	579	550	637	86.3%	1	0	0	0	0	5		550	637	86.3%	1	571	637	89.6%	1	564	637	88.5%	1	559	637	87.8%	1

Data contained within this Level of Service Plan reflects information available at the time of printing.

Level 1 Meets Level of Service \* LOS will be met via School Board Policy 5000

Level 2 Does not meet Level of Service LOS Capacity is the higher of: 100 percent gross capacity or 100% permanent capacity

Projected Enrollment as of Fall 2019 \*\* Heron Heights and Park Trails Elementary Schools have a shared boundary

FISH as of April 2020 and utilize aggregate enrollment and capacity for LOS

## Broward County Public Schools Level of Service Plan for Capital Planning

Type	Loc#	School	Capacity Additions					2021			21/22			22/23			23/24			24/25				
			19/20	20/21	21/22	22/23	23/24	24/25	Projected Enrollment	LOS Capacity	% of LOS Capacity	Additional Perm Schools	New School	ESE Clusters	Projected Enrollment	LOS Capacity	% of LOS Capacity	Projected Enrollment	LOS Capacity	% of LOS Capacity	Projected Enrollment	LOS Capacity	% of LOS Capacity	
1	2	0151	RIEBLAND ELEMENTARY	633	573	686	62.3%	1	570	686	83.3%	1	589	696	84.6%	1	599	696	86.1%	1	608	696	87.4%	1
1	2	3701	ROCK ISLAND ELEMENTARY	580	561	638	87.9%	1	567	638	89.8%	1	579	638	90.8%	1	565	638	88.6%	1	541	638	84.8%	1
1	2	1851	ROYAL PALM ELEMENTARY	1,012	831	1,012	82.1%	1	813	1,012	80.3%	1	804	1,012	79.4%	1	800	1,012	79.1%	1	795	1,012	78.6%	1
1	2	3081	SANDRIER ELEMENTARY	909	636	1,000	63.6%	1	616	1,000	61.6%	1	644	1,000	64.4%	1	650	1,000	65.0%	1	674	1,000	67.4%	1
1	2	3401	SAWGRASS ELEMENTARY	1,184	1,017	1,302	78.1%	1	997	1,302	76.6%	1	1,002	1,302	77.0%	1	1,010	1,302	77.6%	1	1,023	1,302	78.6%	1
1	2	3081	SILVER RIDGE ELEMENTARY	1,002	1,044	1,002	104.2%	2	1,024	1,002	102.2%	2	1,016	1,002	101.4%	2	1,008	1,002	100.6%	2	1,005	1,002	100.3%	2 *
1	2	0611	SUN AND PARK ELEMENTARY	480	386	528	73.1%	1	361	528	68.4%	1	358	528	67.8%	1	342	528	64.8%	1	323	528	61.2%	1
1	2	0731	TROPICAL ELEMENTARY	932	980	1,025	96.6%	1	962	1,025	93.8%	1	950	1,025	92.7%	1	944	1,025	92.1%	1	931	1,025	90.8%	1
1	2	1621	VILLAGE ELEMENTARY	870	863	957	69.3%	1	832	957	66.0%	1	828	957	65.6%	1	812	957	63.9%	1	801	957	62.8%	1
1	2	0321	WALKER ELEMENTARY	1,017	818	1,119	73.1%	1	798	1,119	71.3%	1	781	1,119	69.8%	1	773	1,119	68.1%	1	767	1,119	67.9%	1
1	2	2881	WELLEY ELEMENTARY	915	796	915	82.6%	1	732	915	80.0%	1	723	915	79.0%	1	729	915	79.7%	1	738	915	80.7%	1
1	2	0631	WESTWOOD HEIGHTS ELEMENTARY	819	659	861	76.5%	1	666	861	77.4%	1	663	861	77.0%	1	660	861	76.7%	1	657	861	76.3%	1
1	2	0191	WILTON MANORS ELEMENTARY	615	601	677	88.8%	1	599	677	88.5%	1	601	677	88.8%	1	607	677	89.7%	1	611	677	90.3%	1
2	2	2611	BAIR MIDDLE	1,297	913	1,318	69.3%	1	924	1,318	70.1%	1	935	1,318	70.9%	1	946	1,318	71.8%	1	957	1,318	72.6%	1
2	2	1071	DANDY WILLIAM E. MIDDLE	1,232	909	1,246	73.0%	1	911	1,246	73.1%	1	889	1,246	71.3%	1	867	1,246	69.6%	1	845	1,246	67.8%	1
2	2	3622	FALCON COVE MIDDLE	3,170	2,322	3,170	73.2%	1	2,312	3,170	72.9%	1	2,289	3,170	72.5%	1	2,270	3,170	71.7%	1	2,257	3,170	71.2%	1
2	2	3471	INDIAN RIDGE MIDDLE	2,233	1,979	2,233	88.6%	1	2,011	2,233	90.1%	1	2,026	2,233	90.7%	1	2,032	2,233	91.0%	1	2,057	2,233	92.1%	1

Data contained within this Level of Service Plan reflects information available at the time of printing.

Level 1 Meets Level of Service

Level 2 Does not meet Level of Service

Projected Enrollment as of Fall 2019

FISH as of April 2020

\*\* Heron Heights and Park Trails Elementary Schools have a shared boundary

and utilize aggregate enrollment and capacity for LOS

\* LOS will be met via School Board Policy 5000

LOS Capacity is the higher of: 100 percent gross capacity or 100% permanent capacity

\*\* Heron Heights and Park Trails Elementary Schools have a shared boundary

and utilize aggregate enrollment and capacity for LOS











## Broward County Public Schools Level of Service Plan for Capital Planning

Type	Loc#	School	Capacity Additions					18/19			19/20			20/21			21/22			22/23							
			Gross Capacity	20th Day Enrollment	Adopted LOS Capacity (100% Gross)	% of LOS Capacity	LOS Capacity Level	17/18	18/19	19/20	20/21	21/22	22/23	Projected Enrollment	LOS Capacity	% of LOS Capacity	LOS Capacity Level	Projected Enrollment	LOS Capacity	% of LOS Capacity	LOS Capacity Level	Projected Enrollment	LOS Capacity	% of LOS Capacity	LOS Capacity Level		
2	3	1011 PERRY HENRY D MIDDLE	1,789	830	1,946	42.7%	1	799	1,946	41.1%	1	772	1,946	39.7%	1	745	1,946	38.3%	1	718	1,946	36.9%	1	691	1,946	35.5%	1
2	3	1881 PINES MIDDLE	1,650	1,519	1,650	92.1%	1	1,557	1,650	94.4%	1	1,573	1,650	95.3%	1	1,529	1,650	92.7%	1	1,535	1,650	93.0%	1	1,501	1,650	91.0%	1
2	3	2571 PIONEER MIDDLE	1,785	1,521	1,785	85.2%	1	1,513	1,785	84.8%	1	1,520	1,785	85.2%	1	1,527	1,785	85.5%	1	1,534	1,785	85.9%	1	1,541	1,785	86.3%	1
2	3	3331 SILVER TRAIL MIDDLE	1,302	1,071	1,432	74.8%	1	1,043	1,432	72.8%	1	1,033	1,432	72.1%	1	1,023	1,432	71.4%	1	999	1,432	69.8%	1	983	1,432	68.6%	1
3	3	1931 YOUNG WALTER C. MIDDLE	2,315	2,358	2,494	94.5%	1	2,351	2,494	94.3%	1	2,341	2,494	93.9%	1	2,326	2,494	93.3%	1	2,315	2,494	92.8%	1	2,321	2,494	93.1%	1
3	3	3731 COOPER CITY HIGH	2,992	2,267	2,992	75.8%	1	2,249	2,992	75.2%	1	2,256	2,992	75.4%	1	2,204	2,992	73.7%	1	2,161	2,992	72.2%	1	2,109	2,992	70.5%	1
3	3	3391 EVERGLADES HIGH	2,773	2,498	3,050	81.9%	1	2,516	3,050	82.5%	1	2,528	3,050	82.9%	1	2,524	3,050	82.8%	1	2,490	3,050	81.6%	1	2,471	3,050	81.0%	1
3	3	0403 FLANAGAN, CHARLES W. HIGH	1,821	1,186	1,821	65.1%	1	1,146	1,821	62.9%	1	1,183	1,821	65.0%	1	1,146	1,821	62.9%	1	1,169	1,821	64.2%	1	1,192	1,821	65.5%	1
3	3	1681 HOLLYWOOD HILLS HIGH	2,667	1,967	2,667	73.8%	1	1,935	2,667	72.6%	1	1,923	2,667	72.1%	1	1,912	2,667	71.7%	1	1,900	2,667	71.2%	1	1,889	2,667	70.8%	1
3	3	0241 MCARTHUR HIGH	2,330	2,047	2,432	84.2%	1	2,033	2,432	83.6%	1	2,042	2,432	84.0%	1	2,105	2,432	86.6%	1	2,141	2,432	88.0%	1	2,171	2,432	89.3%	1
3	3	1751 MIRAMAR HIGH	2,570	2,296	2,827	81.2%	1	2,241	2,827	79.3%	1	2,165	2,827	76.6%	1	2,090	2,827	73.9%	1	2,014	2,827	71.2%	1	1,939	2,827	68.6%	1
3	3	0171 SOUTH BROWARD HIGH	2,289	2,354	2,518	93.5%	1	2,338	2,518	92.9%	1	2,272	2,518	90.2%	1	2,286	2,518	90.8%	1	2,300	2,518	91.3%	1	2,314	2,518	91.9%	1
3	3	3971 WEST BROWARD HIGH	2,755	2,655	3,031	87.6%	1	2,634	3,031	86.9%	1	2,640	3,031	87.1%	1	2,674	3,031	88.2%	1	2,714	3,031	89.5%	1	2,724	3,031	89.9%	1
6	3	0131 GULFSTREAM ACADEMY OF HALLANDALE BEACH	1,988	1,527	1,988	76.8%	1	1,545	1,988	77.7%	1	1,576	1,988	79.3%	1	1,567	1,988	79.8%	1	1,568	1,988	78.9%	1	1,549	1,988	77.9%	1

Data contained within this Level of Service Plan reflects information available at the time of printing.

Level 1 Meets Level of Service

Level 2 Does not meet Level of Service

Projected Enrollment as of Fall 2019

FISH as of April 2020

\*\* Heron Heights and Park Trails Elementary Schools have a shared boundary and utilize aggregate enrollment and capacity for LOS

\* LOS will be met via School Board Policy 5000

LOS Capacity is the higher of: 100 percent gross capacity or 100% permanent capacity

and utilize aggregate enrollment and capacity for LOS

### **ALLOCATION OF RESOURCES** **(CCC Settlement Agreement – Condition #8)**

The Citizens Concerned about our Children (CCC) Settlement Agreement specifies nine conditions, each of which is intended to ensure that diversity and equity is promoted within Broward County Public Schools. Under each condition of the Agreement, the BCPS with the cooperation of the District's Diversity Committee established standards to address the terms of the Agreement. Condition #8 of the CCC Settlement with the School District requires that the five-year capital plan and subsequent five-year capital plans be developed using a structured public analysis.

The District's needs are far beyond what is allocated in this plan but an effort was made to provide resources to improve existing schools to achieve the District's mission of educating all students to reach their highest potential. This five-year capital plan is an equitable funding plan. All of the dollars allocated in the plan are for schools that are already in operation, to service the debt on the construction financing for many of these schools and to support educational programs at schools throughout the County. The District is committed to updating and upkeeping all schools in a condition that meets the needs of the students and provides benefit to the communities. The District believes that this plan fulfills condition #8 of the CCC Settlement Agreement with regard to the equitable allocation of capital outlay funds.

### **10 AND 20 YEAR PLAN**

Over the next 10 and 20 years, there are many capital funding needs in the Broward County School District. The District will continue to assess and evaluate the capital needs in its determination to renovate, update and modernize its facilities.





# District Educational Facilities Plan

## Reserve Activity

### Capital Funds - SMART Program Reserve Activity

Date	Item	Location	Description	Amount
<b>Beginning Balance</b>				<b>\$ 225,000,000</b>
<b>2020 COPS</b>				<b>\$ 211,000,000</b>
09/06/2017	Item 1	Districtwide Locations	Single Point of Entry Projects	(3,800,000)
09/06/2017	Item 1	Districtwide Locations	Accessibility Projects (ADA)	(1,500,000)
10/17/2017	JJ-2	McNicol Middle	Construction Bid Recommendation - Single Point of Entry	(25,000)
10/17/2017	JJ-3	North Fork Elementary	Construction Bid Recommendation - Single Point of Entry	(28,863)
10/17/2017	JJ-12	Monarch High	Increase of Funds - Track Resurfacing	(35,000)
10/17/2017	JJ-13	Cypress Bay High	Increase of Funds - Track Resurfacing	(45,000)
10/17/2017	JJ-14	Manatee Bay Elementary	Construction Bid Recommendation - SMART Program Renovations	(625,661)
11/07/2017	JJ-10	Indian Ridge Elementary	Construction Bid Recommendation - SMART Program Renovations	(945,102)
12/19/2017	JJ-11	Forest Glen Middle	Additional Funding - Single Point of Entry	(178,186)
12/19/2017	JJ-12	Tradewinds Elementary	Additional Funding - Single Point of Entry	(186,560)
12/19/2017	JJ-13	Larkdale Elementary	Additional Funding - Single Point of Entry	(289,410)
12/19/2017	JJ-14	Coconut Creek Elementary	Construction Bid Recommendation - SMART Program Renovations	(517,143)
12/19/2017	JJ-15	Cypress Elementary	Construction Bid Recommendation - SMART Program Renovations	(452,897)
01/17/2018	JJ-7	Lauderhill 6-12 School	Additional Funding - Single Point of Entry	(33,916)
01/17/2018	JJ-8	Royal Palm Elementary	Additional Funding - Single Point of Entry	(44,120)
03/20/2018	JJ-4	Eagle Ridge Elementary	Construction Bid Recommendation - SMART Program Renovations	(1,047,383)
04/10/2018	JJ-5	Cypress Bay High	Additional Funding - Single Point of Entry	(116,336)
04/17/2018	Item 1	Blanche Ely High	Second GMP Amendment - SMART Program Renovations	(7,310,000)
04/24/2018	JJ-5	Various Schools	Approve Acceleration of SMART funding for the athletic line items for weight room renovations for various schools, from Year 5 (2019) to Year 4 (2018).	4,000
04/24/2018	JJ-7	Stranahan High	Second GMP Amendment - SMART Program Renovations	(13,710,000)
05/22/2018	JJ-1	Castle Hill Elementary	Construction Bid Recommendation - SMART Program Renovations	(1,567,030)
05/22/2018	JJ-2	Annabel C. Perry Pre-K - 8	Construction Bid Recommendation - SMART Program Renovations	(1,950,037)
06/26/2018	JJ-5	Forest Hills Elementary	Additional Funding - Fire Sprinklers, Media Center and Building Envelope Improvements	(1,083,601)
06/26/2018	JJ-6	Bayview Elementary	Additional Funding - HVAC and Building Envelope Improvements	(946,739)
07/24/2018	JJ-1	Griffin Elementary	Award the Construction Agreement to Anatom Construction Co.	(1,868,208)
07/24/2018	JJ-2	Silver Trail Middle	Award the Construction Agreement to CB Constructors, Inc.	(1,781,150)



## District Educational Facilities Plan Reserve Activity

### Capital Funds - SMART Program Reserve Activity

Date	Item	Location	Description	Amount
08/07/2018	JJ-11	Quiet Waters Elementary	Approve the recommendation to award the Construction Agreement to Anatom Construction Company	(1,576,000)
09/05/2018	JJ-1	Palm Cove Elementary	Approve the recommendation to award the Construction Agreement to LEGO Construction Company	(1,318,659)
09/05/2018	JJ-2	Charles W. Flanagan High	Approve GMP Amendment 1 to the Construction Services Agreement with CORE Construction Services of Florida, LLC	(6,793,361)
11/07/2018	JJ-1	Miramar Elementary	Award the Construction Agreement to DiPompeo Construction Corporation.	(2,286,935)
11/07/2018	JJ-2	McNab Elementary	Award the Construction Agreement to Advanced Roofing, Inc.	(1,915,437)
11/07/2018	JJ-6	Sandpiper Elementary	Approve the request for additional funding.	(452,942)
12/04/2018	JJ-1	Morrow Elementary	Award the Construction Agreement to T&G Corporation	469,040
12/04/2018	JJ-2	Silver Shores Elementary	Approve the recommendation to award the Construction Agreement to LEGO Construction Company	(1,231,560)
12/18/2018	JJ-1	Tamarac Elementary	Approve the recommendation to award the Construction Agreement to T&G Corporation	727,343
12/18/2018	JJ-2	Ramblewood Elementary	Approve the recommendation to award the Construction Agreement to Anatom Construction Company	(1,353,158)
12/18/2018	JJ-3	West Hollywood Elementary	Approve the recommendation to award the Construction Agreement to West Construction, Inc.	(1,231,160)
12/18/2018	JJ-4	Northeast High	Approve the Professional Services Agreement with Zyscovich, Inc. · FY19 Impact = \$1,025,000 · FY20 Impact = \$16,684,962 <i>(\$16,815,962-\$131,000)</i>	(17,709,962)
12/18/2018	JJ-8	Silver Lakes Elementary	Approve the request for additional funding for SMART Program Renovations	(1,505,741)
12/18/2018	JJ-9	Rock Island Elementary	Approve the request for additional funding for SMART Program Renovations	(1,072,944)
01/15/2019	JJ-2	Atlantic Technical College, Arthur Ashe Campus	Approve the recommendation to award the Construction Agreement to T&G Corporation	(1,836,449)
01/15/2019	JJ-3	Pompano Beach Elementary	Approve the recommendation to award the Construction Agreement to LEGO Construction Co.	(1,390,551)
01/15/2019	JJ-4	Banyan Elementary	Approve the recommendation to award the Construction Agreement to Sagoma Construction Services	(962,979)
02/05/2019	JJ-1	Lake Forest Elementary	Approve the recommendation to award the Construction Agreement to Advanced Roofing	(1,202,142)





## District Educational Facilities Plan Reserve Activity

### Capital Funds - SMART Program Reserve Activity

Date	Item	Location	Description	Amount
02/05/2019	JJ-3	Nova High School	Approve GMP Amendment 1 to the Construction Services Agreement with James B. Pirtle Construction Company	(11,291,476)
02/20/2019	JJ-1	Oakridge Elementary	Approve the recommendation to award the Construction Agreement to OAC Action Construction Corp.	(1,473,860)
02/20/2019	JJ-3	Colbert Museum Magnet	Approve the request for additional funding for SMART Program Renovations	(834,903)
02/20/2019	JJ-4	Seagull Alternative High	Approve the request for additional funding for SMART Program Renovations	(1,131,082)
02/20/2019	JJ-6	Pompano Beach Middle	Approve the recommendation to award the Construction Agreement to Thornton Construction Company.	(4,787,180)
03/19/2019	JJ-1	Northeast High	Approve the Construction Services Agreement with Pirtle Construction Company.	(131,000)
03/19/2019	JJ-2	Hollywood Hills High	Approve GMP Amendment 1 to the Construction Services Agreement with Pirtle Construction Company	(7,154,351)
04/09/2019	JJ-2	Silver Ridge Elementary	Approve the recommendation to award the Construction Agreement to LEGO Construction Co.	(1,074,700)
04/09/2019	JJ-3	Westwood Heights Elementary	Approve the recommendation to award the Construction Agreement to LEGO Construction Co.	(2,517,269)
04/09/2019	JJ-4	North Side Elementary	Approve the recommendation to award the Construction Agreement to OAC Action Construction Corp.	(1,769,430)
04/23/2019	JJ-1	Walker Elementary	Approve the recommendation to award the Construction Agreement to OAC Action Construction Corp.	(1,837,090)
04/23/2019	JJ-2	Dillard 6-12 School	Approve the recommendation to award the Construction Agreement to T&G Corporation	(4,266,232)
04/23/2019	JJ-4	Gator Run Elementary	Approve the recommendation to award the Construction Agreement to Overholt Construction Corporation	(1,535,323)
04/23/2019	JJ-12	Banyan Elementary	Approve the request for additional funding for School Choice Enhancement.	(10,245)
04/23/2019	JJ-13	Floranada Elementary	Approve the request for additional funding for School Choice Enhancement.	(7,680)
04/23/2019	JJ-14	Cypress Elementary	Approve the request for additional funding for School Choice Enhancement.	(5,918)
04/30/2019		Various	Closed PO's and Completed Projects Note: reported on 5/21/19 Capital Fund Budget Amendment	1,893,686



# District Educational Facilities Plan

## Reserve Activity

### Capital Funds - SMART Program Reserve Activity

Date	Item	Location	Description	Amount
05/03/2019		Various	Closed PO's and Completed SPE Projects	669,827
05/07/2019	JJ-1	Everglades Elementary	Approve the recommendation to award the Construction Agreement to Advanced Roofing, Inc.	(1,132,500)
05/07/2019	JJ-2	Fairway Elementary	Approve the recommendation to award the Construction Agreement to Thornton Construction Company.	(3,507,900)
05/07/2019	JJ-3	Riverland Elementary	Approve the recommendation to award the Construction Agreement to OAC Action Construction Corp.	(2,551,192)
05/07/2019	JJ-4	Hawkes Bluff Elementary	Approve the recommendation to award the Construction Agreement to Advanced Roofing, Inc.	(3,906,437)
06/11/2019	JJ-1	Pinewood Elementary	Approve the recommendation to award the Construction Agreement to LEGO Construction Co.	(2,398,000)
06/11/2019	JJ-2	Forest Glen Middle	Approve the recommendation to award the Construction Agreement to Thornton Construction Co.	(3,858,800)
06/11/2019	JJ-3	Sunland Park Academy	Approve the recommendation to award the Construction Agreement to LEGO Construction Co.	(881,100)
06/11/2019	JJ-11	Falcon Cove Middle	Approve GMP Amendment 1 to the Construction Services Agreement	(12,047,000)
06/11/2019	JJ-13	Cypress Bay High	Approve GMP Amendment 2 to the Construction Services Agreement	(18,839,000)
06/25/2019	JJ-1	Westchester Elementary	Approve the recommendation to award the Construction Agreement to OAC Action Construction Corp.	547,142
07/23/2019	JJ-1	Mirror Lake Elementary	Approve the recommendation to award the Construction Agreement to West Construction, Inc.	(2,113,400)
07/23/2019	JJ-2	Pioneer Middle	Approve the recommendation to award the Construction Agreement to LEGO Construction Company	(3,467,193)
07/23/2019	JJ-3	Dave Thomas Education Center East	Approve the recommendation to award the Construction Agreement to Overholt Construction Corporation	(1,861,494)
07/23/2019	JJ-4	Bright Horizons Center	Approve the recommendation to award the Construction Agreement to LEGO Construction Company	(1,893,100)
08/06/2019	JJ-1	Embassy Creek Elementary	Approve the recommendation to award the Construction Agreement to G.E.C Associates, Inc.	(1,340,700)



# District Educational Facilities Plan

## Reserve Activity

### Capital Funds - SMART Program Reserve Activity

Date	Item	Location	Description	Amount
08/06/2019	JJ-2	Fort Lauderdale High	Approve the recommendation to award the Construction Agreement to West Construction Inc.	(1,363,887)
08/06/2019	JJ-3	Everglades High	Approve the recommendation to award the Construction Agreement to LEGO Construction Company	(2,707,254)
08/20/2019	EE-1	Districtwide	Move SMART Program Music into the SMART Reserve. Savings is the result of schools not opting for a music program.	1,300,000
08/20/2019	JJ-1	Pembroke Pines Elementary	Approve the recommendation to award the Construction Agreement to T&G Constructors	(1,175,000)
08/20/2019	JJ-2	Sunset Lakes Elementary	Approve the recommendation to award the Construction Agreement to LEGO Construction Company	(1,780,500)
09/04/2019	JJ-6	Riverglades Elementary	Approve the recommendation to award the Construction Agreement to Lunacon Engineering Group, Corp.	(448,177)
09/17/2019	JJ-1	James S. Rickards Middle	Approve the recommendation to award the Construction Agreement to West Construction, Inc.	(5,449,080)
09/17/2019	JJ-2	McFatter Technical College Broward Fire Academy	Approve the request for additional funding in the amount of \$358,512 for Decktight Roofing Services, Inc.	(358,512)
10/02/2019	JJ-1	Sunrise Middle	Approve the recommendation to award the Construction Agreement to LEGO Construction Co.	(3,950,050)
10/15/2019	JJ-2	Sea Castle Elementary	Approve the recommendation to award the Construction Agreement to CB Constructors, Inc.	(1,508,179)
11/06/2019	JJ-2	Chapel Trail Elementary	Approve the recommendation to award the Construction Agreement to Advanced Roofing, Inc.	(2,850,436)
11/06/2019	JJ-3	William Dandy Middle	Approve the recommendation to award the Construction Agreement to Lunacon Engineering Group, Corp.	(4,023,550)
12/10/2019	JJ-1	Maplewood Elementary	Approve the recommendation to award the Construction Agreement to Lunacon Engineering Group, Corp.	(2,295,826)
12/10/2019	JJ-3	Oakland Park Elementary	Approve the recommendation to award the Construction Agreement to Lunacon Engineering Group, Corp.	(2,701,330)
12/10/2019	JJ-4	Stirling Elementary	Approve the recommendation to award the Construction Agreement to Anatom Construction Company	(2,155,295)
12/10/2019	JJ-5	Liberty Elementary	Approve the request for additional funding.	(88,093)



# District Educational Facilities Plan

## Reserve Activity

### Capital Funds - SMART Program Reserve Activity

Date	Item	Location	Description	Amount
01/14/2020	JJ-1	Norcrest Elementary	Approve the recommendation to award the Construction Agreement to Burke Construction Group, Inc. for the lump sum amount of \$2,360,000 and approve additional funding in the amount of \$1,072,500.	(1,072,500)
01/14/2020	JJ-3	Country Isles Elementary	Approve the request for additional funding in the amount of \$681,660 for Country Isles Elementary School, SMART Program Renovations, Project No. P.002002.	(681,660)
01/14/2020	JJ-4	North Lauderdale Elementary	Approve the request for additional funding in the amount of \$1,093,350 for North Lauderdale Pre K-8, SMART Program Renovations, Project No. P.001903.	(1,093,350)
01/14/2020	JJ-5	Endeavour Elementary	Approve the request for additional funding in the amount of \$1,403,790 for Endeavour Primary Learning Center, SMART Program Renovations, Project No. P.002111.	(1,403,790)
02/04/2020	K-3	Markham Elementary	Music Equipment Program	(50,000)
02/04/2020	JJ-1	Eagle Point Elementary	Approve the recommendation to award the Construction Agreement to Burke Construction Group, Inc. for the lump sum amount of \$4,433,357 and approve additional funding in the amount of \$1,325,450.	(1,325,450)
02/04/2020	JJ-2	Piper High	Approve the recommendation to award the Construction Agreement to H.A. Contracting Corp. for the lump sum amount of \$14,964,000 and approve additional funding in the amount of \$5,570,400.	(5,570,400)
02/19/2020	JJ-1	New River Middle	Approve the recommendation to award the Construction Agreement to Burke Construction Group, Inc. for the lump sum amount of \$3,343,297 and approve additional funding in the amount of \$2,082,600.	(2,082,600)
02/19/2020	JJ-2	Hollywood Park Elementary	Approve the recommendation to award the Construction Agreement to Burke Construction Group, Inc. for the lump sum amount of \$5,227,500 and approve additional funding in the amount of \$2,780,250.	(2,780,250)



# District Educational Facilities Plan Reserve Activity

## Capital Funds - SMART Program Reserve Activity

Date	Item	Location	Description	Amount
02/19/2020	JJ-3	Ramblewood Middle	Approve the recommendation to award the Construction Agreement to OAC Action Construction Corp. for the lump sum amount of \$5,192,037.19 and approve additional funding in the amount of \$2,334,241.	(2,334,241)
02/19/2020	JJ-1 JJ-2 JJ-3	Unallocated Reserve	Transfer from Unallocated Reserve for JJ-1, JJ-2 and JJ-3	2,527,297
03/03/2020	JJ-1	Plantation Middle	Approve the recommendation to award the Construction Agreement to Lee Construction Group, Inc. for the lump sum amount of \$5,234,819.95 and approve additional funding in the amount of \$3,188,300.	(3,188,300)
03/03/2020	JJ-3	Davie Elementary	Approve the recommendation to award the Construction Agreement to LEGO Construction Co. for the lump sum amount of \$3,931,585 and approve additional funding in the amount of \$2,220,700.	(2,220,700)
03/03/2020	JJ-1 JJ-2	Unallocated Reserve	Transfer from Unallocated Reserve for JJ-1 and JJ-2	5,409,000
3/31/2020 Emergency Meeting	#10	Lauderdale Manors Early Learning and Resource Center	Approve the recommendation to award the Construction Agreement to Burke Construction Group, Inc. for the lump sum amount of \$5,415,000 and approve additional funding in the amount of \$3,976,444.	(3,976,444)
3/31/2020 Emergency Meeting	#11	Tedder Elementary	Approve the recommendation to award the Construction Agreement to OAC Action Construction Corp. for the lump sum amount of \$3,142,378.21 and approve additional funding in the amount of \$1,027,616.	(1,027,616)
3/31/2020 Emergency Meeting	#10 #11	Unallocated Reserve	Transfer from Unallocated Reserve for #10 and #11	5,004,060
04/14/2020	9	Deerfield Beach Elementary	Approve the recommendation to award the Construction Agreement to DiPompeo Construction Corporation for the lump sum amount of \$3,777,000.	622,000
04/14/2020	10	Nova Middle	Approve the recommendation to award the Construction Agreement to Burke Construction Group, Inc. for the lump sum amount of \$5,375,215 and approve additional funding in the amount of \$4,037,300.	(4,037,300)



# District Educational Facilities Plan

## Reserve Activity

### Capital Funds - SMART Program Reserve Activity

Date	Item	Location	Description	Amount
04/14/2020	12	Royal Palm STEM Museum Magnet (f.k.a. Royal Palm Elementary)	Approve the recommendation to award the Construction Agreement to LEGO Construction Co. for the lump sum amount of \$6,377,140 and approve additional funding in the amount of \$4,275,900.	(4,275,900)
04/14/2020	13	Central Park Elementary	Approve the recommendation to award the Construction Agreement to Lunacon Engineering Group, Corp. for the lump sum amount of \$6,079,000 and approve additional funding in the amount of \$3,045,525.	(3,045,525)
04/14/2020	15	Fox Trail Elementary	Approve the recommendation to award the Construction Agreement to LEGO Construction Co. for the lump sum amount of \$1,019,140 and approve additional funding in the amount of \$627,150.	(627,150)
04/14/2020	10, 12, 13, & 15	Unallocated Reserve	Transfer from Unallocated Reserve for #s 10, 12, 13, & 15.	11,363,875
04/21/2020	JJ-4	Driftwood Middle	Approve the recommendation to award the Construction Agreement to Lunacon Engineering Group, Corp. for the lump sum amount of \$6,287,000 and approve additional funding in the amount of \$2,801,700.	(2,801,700)
04/21/2020	JJ-5	Northeast High	Approve GMP Amendment 2 in the amount of \$19,996,611 to the Construction Services Agreement (Construction Management at Risk) dated March 19, 2019 (Agenda Item JJ-1) with Pirtle Construction, Inc.	(10,706,440)
04/21/2020	JJ-4 JJ-5	Unallocated Reserve	Transfer from Unallocated Reserve for JJ-4 and JJ-5	13,508,140
04/30/2020	K-2	Unallocated Reserve	Reimburse Unallocated Reserve for JJ-1, JJ-2 and JJ-3 approved on February 19, 2020	(2,527,297)
04/30/2020	K-2	Unallocated Reserve	Reimburse Unallocated Reserve for JJ-1 and JJ-2 approved on March 3, 2020	(5,409,000)
04/30/2020	K-2	Unallocated Reserve	Reimburse Unallocated Reserve for #10 and #11 approved on March 31, 2020	(5,004,060)
04/30/2020	K-2	Unallocated Reserve	Reimburse Unallocated Reserve for #s 10, 12, 13, & 15 approved on April 14, 2020	(11,363,875)
04/30/2020	K-2	Unallocated Reserve	Reimburse Unallocated Reserve for JJ-4 and JJ-5 approved on April 21, 2020	(13,508,140)
05/19/2020	JJ-12	Flamingo Elementary	Approve the recommendation to award the Construction Agreement to Grace & Naeem Uddin, Inc. for the lump sum amount of \$1,487,500 and approve additional funding in the amount of \$205,000.	(205,000)



# District Educational Facilities Plan

## Reserve Activity

### Capital Funds - SMART Program Reserve Activity

Date	Item	Location	Description	Amount
05/19/2020	JJ-15	Challenger Elementary	Approve the recommendation to award the Construction Agreement to Grace & Naeem Uddin, Inc. for the lump sum amount of \$2,897,400 and approve additional funding in the amount of \$2,206,100.	(2,206,100)
05/19/2020	JJ-17	Lakeside Elementary	Approve the recommendation to award the Construction Agreement to Advanced Roofing, Inc. for the lump sum amount of \$3,339,306 and approve additional funding in the amount of \$1,385,240.	(1,385,240)
05/19/2020	JJ-18	Westpine Elementary	Approve the recommendation to award the Construction Agreement to Grace & Naeem Uddin, Inc. for the lump sum amount of \$3,698,640 and approve additional funding in the amount of \$2,330,500.	(2,330,500)
05/19/2020	JJ-19	Winston Park Elementary	Approve the recommendation to award the Construction Agreement to Grace & Naeem Uddin, Inc. for the lump sum amount of \$1,259,161.	336,400
05/19/2020	JJ-20	Hollywood Central Elementary	Approve the recommendation to award the Construction Agreement to LEGO Construction Co. for the lump sum amount of \$6,972,140 and approve additional funding in the amount of \$3,841,350.	(3,841,350)
05/19/2020	JJ-21	Deerfield Park Elementary	Approve the recommendation to award the Construction Agreement to Advanced Roofing, Inc. for the lump sum amount of \$4,685,306 and approve additional funding in the amount of \$984,840.	(984,840)
06/23/2020	JJ-1	Panther Run Elementary	Approve the recommendation to award the Construction Agreement to LEGO Construction Co. for the lump sum amount of \$2,883,140 and approve additional funding in the amount of \$2,128,970.	(2,128,970)
06/23/2020	JJ-2	Floranada Elementary	Approve the recommendation to award the Construction Agreement to Advanced Roofing, Inc., for the lump sum amount of \$2,390,306 and approve additional funding in the amount of \$2,062,840.	(2,062,840)
06/23/2020	JJ-3	Virginia Shuman Young Montessori	Approve the recommendation to award the Construction Agreement to Advanced Roofing, Inc. for the lump sum amount of \$3,820,306 and approve additional funding in the amount of \$2,904,230.	(2,904,230)
06/30/2020		Various	Closed PO's and Completed Projects	1,593,990
<b>SMART Program Reserve Balance</b>				<b>\$ 155,404,996</b>



# District Educational Facilities Plan Reserve Activity

### Capital Funds - Unallocated Reserve

Date	Item	Location	Description	Amount
<b>7/1/2019</b>			<b>Fiscal Year 2020 Beginning Balance</b>	<b>\$ 33,598,718</b>
09/04/2019	Item 1	Unallocated Reserve	DEFP FY20	7,243,000
10/31/2019	K-3	Unallocated Reserve	Capital Reserve Increases from Hurricane Irma reimbursement	535,110
10/31/2019	K-3	Safety, Security and Emergency Preparedness Division	Capital Reserve moved into 640 for District Security Operations Center office setup	(500,000)
10/31/2019	K-3	Facilities and Construction	Capital Reserve moved to Facilities/Capital salaries for addition of Executive Secretary for Executive Director, Capital Programs salary and fringe	(87,412)
10/31/2019	K-3	Unallocated Reserve	Capital Reserve increase from savings from the elimination of Chief Facilities Officer	25,171
01/14/2020	KK-1	Unallocated Reserve	Video Surveillance Cameras Funding	(400,000)
02/04/2020	K-3	Unallocated Reserve	Capital Reserve Increases from Hurricane Irma reimbursement	1,539,436
02/19/2020	JJ-1 JJ-2 JJ-3	SMART Reserve	Transfer from Unallocated Reserve for JJ-1, JJ-2 and JJ-3	(2,527,297)
03/03/2020	JJ-1 JJ-2	SMART Reserve	Transfer from Unallocated Reserve for JJ-1 and JJ-2	(5,409,000)
3/31/2020 Emergency Meeting	#10 #11	SMART Reserve	Transfer from Unallocated Reserve for #10 and #11	(5,004,060)
04/14/2020	11	Gator Run Elementary	Approve the recommendation to award the Construction Agreement to Burke Construction Group, Inc. for the lump sum amount of \$1,210,530	230,400
04/14/2020	10, 12, 13, & 15	SMART Reserve	Transfer from Unallocated Reserve for #s 10, 12, 13, & 15.	(11,363,875)
04/21/2020	KK-1	Unallocated Reserve	Funding for Security Cameras, School Network Equipment and Infrastructure Upgrades	(4,500,000)
04/21/2020	KK-1	SMART Reserve	Transfer from Unallocated Reserve for JJ-4 and JJ-5	(13,508,140)
04/30/2020	K-2	Unallocated Reserve	Capital Reserve Increases from COPs 2020 approved at March 31st emergency meeting (Item #14)	39,000,000
04/30/2020	K-2	SMART Reserve	Reimburse Unallocated Reserve for JJ-1, JJ-2 and JJ-3 approved on February 19, 2020	2,527,297
04/30/2020	K-2	SMART Reserve	Reimburse Unallocated Reserve for JJ-1 and JJ-2 approved on March 3, 2020	5,409,000





## District Educational Facilities Plan Reserve Activity

### Capital Funds - Unallocated Reserve

Date	Item	Location	Description	Amount
04/30/2020	K-2	SMART Reserve	Reimburse Unallocated Reserve for #10 and #11 approved on March 31, 2020	5,004,060
04/30/2020	K-2	SMART Reserve	Reimburse Unallocated Reserve for #s 10, 12, 13, & 15 approved on April 14, 2020	11,363,875
04/30/2020	K-2	SMART Reserve	Reimburse Unallocated Reserve for JJ-4 and JJ-5 approved on April 21, 2020	13,508,140
04/30/2020	K-2	Unallocated Reserve	Capital Reserve Increases from Hurricane Irma reimbursement	1,449,822
04/30/2020	K-2	Unallocated Reserve	Capital Reserve Increases from reduction to General Fund transfer recommended at the April 21st Board meeting	1,000,000
06/23/2020	KK-1	Unallocated Reserve	Capital Salaries budget increase for 2% FY 2020 raise.	(344,000)
06/23/2020	KK-1	Unallocated Reserve	Kronos system allocation to IT Division	(650,000)
06/23/2020	KK-1	Unallocated Reserve	DNS/DHCP / Infoblox allocation to IT Division	(1,300,000)
06/30/2020		Year-End	Favorable Year-End Closing	19,076,670
07/01/2020		Budget Adoption	Unallocated Reserves used to fund FY21 of the Adopted DEFP	(40,566,915)
<b>FY21 Beginning Unallocated Reserve Balance</b>				<b>\$ 55,350,000</b>

