

**Smiley Face Math  
Kindergarten, Worksheet VIII**

**Name:** \_\_\_\_\_




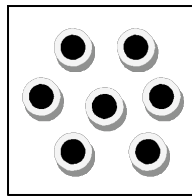
- ☺ ☺ 1. What month and year was it on the calendar below? Tell how you know.

Answer: \_\_\_\_\_

**July 2009**

Sunday	Monday	Tuesday	Wednesday	Thursday	Friday	Saturday
			1	2	3	4
5	6	7	8	9	10	11
12	13	14	15	16	17	18
19	20	21	22	23	24	25
26	27	28	29	30	31	

- ☺ ☺ ☺ 2. In the empty squares, make a set of dots that has *more*, a set that has *less*, and a set that has *the same number* as the dots in the square below.

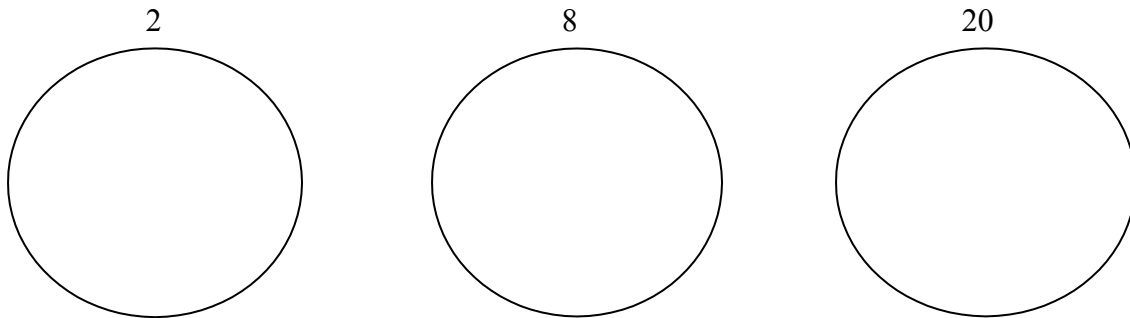


**More**

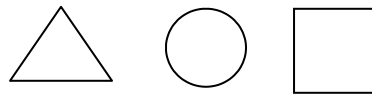
**Less**

**Same**

☺ ☺ ☺ 3. Put X's in each circle to represent the number shown *above* each circle.



☺ ☺ ☺ 4. Make up your own pattern with these shapes:




Answer: My pattern is \_\_\_\_\_

☺ ☺ 5. Tony had four toy cars. He got four more for his birthday. How many toy cars did he have then?



Answer: Tony had \_\_\_\_ cars then.

☺ 6. Look at the triangle, rectangle, and square below. Tell how they are alike, then tell how they are different.



Answer: They are alike because \_\_\_\_\_

They are different because \_\_\_\_\_

☺ ☺ ☺ 7. Look around your bedroom and find objects whose outside edge forms a square. Below draw pictures of the squares you find. Tell what the objects are.