

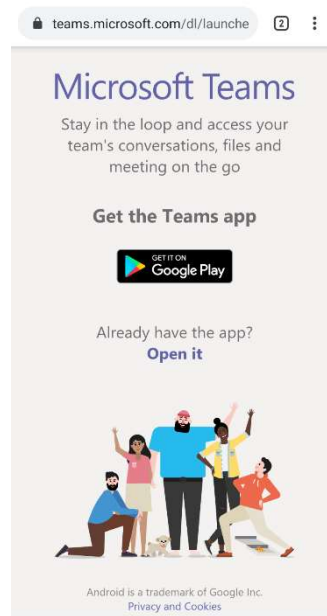
Connecting to Parent University Live Event – Android

Note: If you need to have live captioning during the webinar, you must use a computer and join in the Chrome or Edge browser. Please access that document for the Web, also found on the Parent University website.

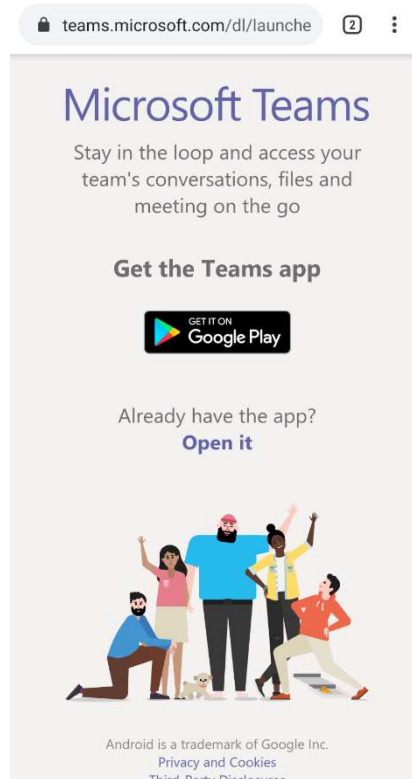
Click on the Access Webinar link on <https://www.browardschools.com/parentuniversity> or the link in the Parent University webinar schedule flyer on the Safari mobile browser.

The Microsoft Teams app is required on an Android device to attend this Live Event.

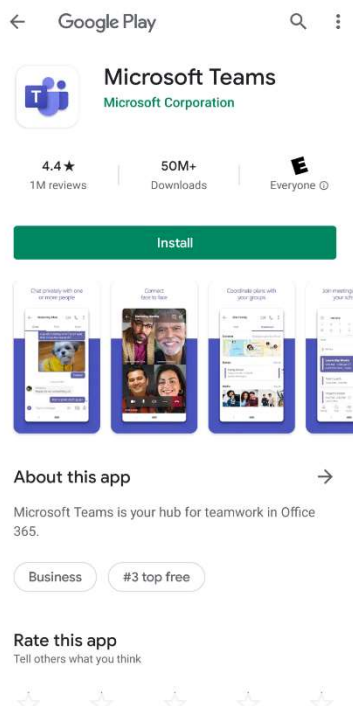
If your Android device does not have the Microsoft Teams app installed, you will see the following screen. If you have the Microsoft Teams app installed, skip down to the “Microsoft Teams App Installed” section below.



Click the GET IT ON Google Play button.



Install Microsoft Teams from the Google Play Store.



Click on the Access Webinar link on <https://www.browardschools.com/parentuniversity> or the link in the Parent University webinar schedule flyer on safari mobile browser.

The Teams App will open. Click the “Join meeting” button.

Microsoft Teams

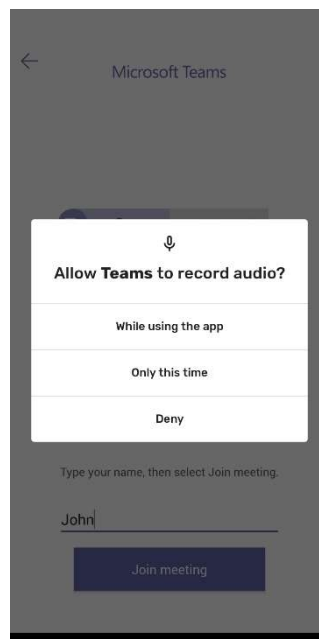


Meeting time!
How would you like to join?

Join meeting

Sign in and join

You will receive a message for permission to record audio. Click Ok. (A Teams Live event does not use the microphone, but you may want to use it in the future)



Type your name and click Join Meeting.

← Microsoft Teams



Type your name, then select Join meeting.

John Q Parent

Join meeting

If you join the event before it begins, you will see this screen. Enjoy the event!

The live event has not started

Leave